


Field of Dreams  
Celebrating 20 years  
1992 - 2012



Salem, New Hampshire Town Report 2012

# ***ABOUT THE COVER***

## ***Field of Dreams Park and Playground Celebrating 20 Years***

The picture on the front cover is of the Field of Dreams Park and Playground located on Geremonty Drive. The picture is of a hand painting by Mary Lou Sears, a former Art teacher at Woodbury School. We appreciate the opportunity to use the picture for the cover of the Town Report.

The Field of Dreams Park and Playground officially opened on July 19, 1992. In 2012, the Park celebrated its 20 year anniversary. The construction of the park took four years of planning by a group of very dedicated volunteers who had a vision of a wonderful place for families and citizens to gather. The Park was built entirely with donated funds, labor, and materials.

The Field of Dreams offers many fun activities enjoyed by the community, including the summer concert series held during the months of July and August, as well as the Barbecue JamFest held in September. There is also a playground with a dedicated toddler area, as well as areas for older children. Other features of the park include a fitness trail, hiking trails, a stage for performances, and picnic areas for families to enjoy the nice weather in the Park. There is also a volleyball court.

When you have an opportunity, come and visit the Park to just relax or enjoy one of the numerous activities. The Park offers a great family environment and many families use it on a regular basis. The Town of Salem is very appreciative of the many individuals and businesses who continue to volunteer their time, energy, and resources so that the Field of Dreams will be a place where residents and visitors can enjoy for many years to come.

# TOWN OF SALEM, NEW HAMPSHIRE



*The Gateway to New Hampshire*

## ANNUAL REPORT For the Year 2012





# Table of Contents

---

<b>TOWN OFFICIALS .....</b>	<b>1</b>
<b>BOARD OF SELECTMEN .....</b>	<b>5</b>
<b>TOWN MANAGER.....</b>	<b>7</b>
 <b>TOWN DEPARTMENTS</b>	
Assessing.....	11
Community Development .....	12
Building Division .....	15
Health Division.....	17
Planning Division .....	19
Engineering Department .....	21
Finance Department.....	22
Fire Department .....	23
Forest Fire Warden .....	30
Southeastern NH Hazardous Materials District.....	32
Human Resources Department.....	35
Human Services Department .....	36
Police Department.....	38
Public Works Department.....	41
Recreation Department .....	43
Salem Community Television.....	44
Senior Services Department.....	45
Tax Collector .....	46
Town Clerk .....	47
 <b>BOARDS, COMMITTEES, AND COMMISSIONS</b>	
Budget Committee .....	51
Conservation Commission .....	52
Council on Aging.....	53
Historic District Commission .....	54
Housing Authority .....	55
Kelley Library Board of Trustees .....	56
Kelley Library Director.....	58
Kelley Library Statistics .....	59

# Table of Contents

---

Museum Committee.....	60
Planning Board.....	61
Recreation Advisory Committee.....	63
Supervisors of the Checklist .....	64
Trustees of the Trust Funds.....	65
Zoning Board of Adjustment .....	66

## **FINANCIAL REPORTS**

Town Treasurer's Report .....	69
Kelley Library Treasurer's Report.....	70
Independent Auditors' Report.....	71
Balance Sheet (2011 Audited) .....	73
Statement of Revenues, Expenditures and Changes in Fund Balances (2011 Audited) .....	74
Bank Balances by Fund by Account (2011 Unaudited).....	75
Schedule of Changes in Unassigned–Undesignated Fund Balance (unaudited).....	76
Combining Statement of Revenues, Expenditures and Changes in Fund Balances (unaudited) .....	77
Balance Sheet (unaudited).....	78
Schedule of Estimated & Actual Revenues & Other Financing Sources (unaudited) .....	79
Capital Assets (unaudited) .....	80
Statement of Town Debt .....	81
Tax Rate Computation and Assessed Valuation Trends.....	82
Tax Rate Computations and Assessed Valuation Trends (5-Year Comparison Graph) .....	83
Tax Collector MS-61 Report .....	84
Trustees of the Trust Funds MS-9 Report.....	87
Trustees of the Trust Funds MS-10 Report.....	99

## **OTHER**

2012 Town Meeting Results .....	105
2013 Town Meeting Warrant.....	117
Involuntary Merger Notice .....	151
Schedule of Town Holidays.....	153
Telephone Number Reference .....	154

# Town Officials

## Board of Selectmen 3-year terms

<i>Elected terms expire in March</i>	
Patrick M. Hargreaves, Chairman	2013
James S. Keller, Vice-Chairman	2015
Michael J. Lyons, <i>Secretary</i>	2014
Stephen F. Campbell	2014
Everett P. McBride	2015
<i>Elizabeth A. Roth (term ended March 2012)</i>	
<i>Susan B. Covey, (term ended March 2012)</i>	

## Budget Committee 3-year terms

<i>Elected terms expire in March</i>	
Russell Frydryck, <i>Chairman</i>	2013
Paul Huard, <i>Vice-Chairman</i>	2015
Barry Pietrantonio, <i>Secretary</i>	2014
Robert Bryant	2015
Dane Hoover	2015
Diana Seifert	2013
Stephen F. Campbell, <i>Selectmen Rep.</i>	
Pamela Berry, <i>School Board Rep.</i>	
James Ribauda ( <i>term ended March 2012</i> )	
Peter J. Rayno ( <i>term ended March 2011</i> )	
Patrick McDougall ( <i>resigned</i> )	

## Conservation Commission 3-year terms

<i>Appointed terms expire in April</i>	
William Dumont, <i>Chairman</i>	2015
Joan Blondin	2015
Thomas Campbell	2014
Linda Harvey	2014
Stephanie Tetreault	2013
Julie Vondrak	2013
Darlene Eden, <i>Alternate</i>	2015
Larry Weil, <i>Alternate</i>	2014
Everett P. McBride, Jr., <i>Selectmen Rep.</i>	
Jane Lang, ( <i>Alternate, Term ended in April 2012</i> )	
William Carter ( <i>resigned in March 2012</i> )	

## Council on Aging 3-year terms

<i>Appointed terms expire in April</i>	
Russell Ingram, <i>Chairman</i>	2014
Josephine Simard, <i>Vice-Chairman</i>	2013
Paul Carlton, <i>Secretary</i>	2014
Linda Cignoni, <i>Treasurer</i>	2015
Carol Gray	2015
David Thompson	2013
Barbara Jacques	2013
Simone Summers	2013
Patrick M. Hargreaves, <i>Selectmen Rep.</i>	
Gerri Beck ( <i>term ended April 2012</i> )	
Simone Sommers ( <i>term ended April 2012</i> )	

## Historic District Commission 3-year terms

<i>Appointed terms expire in April</i>	
Beverly Glynn, <i>Chairman</i>	2014
Cynthia Brown	2015
Kathryn Burke	2013
Patricia Good	2015
Elizabeth Roth	2015
Stephen F. Campbell, <i>Selectmen Rep.</i>	

## Housing Authority 5-year terms

<i>Appointed terms expire in April</i>	
Frank Grzasko, <i>Chairman</i>	2014
Kenneth Akerley	2015
Virginia Consoli	2016
Georgette Smith	2017
Angela Falcone, <i>Resident Commissioner</i>	2013

## Kelley Library Trustees 3-year terms

<i>Elected terms expire in March</i>	
Martha Breen, <i>Chairman</i>	2013
Annette Cooke	2015
Kathleen Norton	2014
Joan Fardella ( <i>term ended March 2012</i> )	

## Museum Committee 3-year terms

<i>Appointed terms expire in April</i>	
Jeffrey Barraclough, <i>Chairman</i>	2015
Kathryn Burke	2013
Beverly Glynn	2014
Patricia Good	2015
Ann Leclair	2015
Dan Zavisza	2013
Stephen F. Campbell, <i>Selectmen Rep.</i>	

## Planning Board 3-year terms

<i>Elected/Appointed terms expire in March</i>	
Robert Campbell, <i>Chairman</i>	2014
Phyllis O'Grady, <i>Vice-Chairman</i>	2015
Linda Harvey, <i>Secretary</i>	2013
Ronald Belanger	2014
Ed DeClercq	2014
Paul Pelletier	2015
Adam Webster, <i>Appointed Alternate</i>	2014
Lawson Brouse, <i>Appointed Alternate</i>	2014
James S. Keller, <i>Selectmen Rep.</i>	

## Recreation Advisory Committee 3-year terms

<i>Appointed terms expire in November</i>	
Thomas Woelfel, <i>Chairman</i>	2013
Kevin Richard	2014
Richard Murray	2014

# Town Officials

---

## Recreation Advisory Committee *(continued)*

*Appointed terms expire in November*

Fred Russo	2013
Aaron Krukowski	2015
Dianne Wright	2013
Vacancy	2013
Vacancy	2015
Vacancy	2015
Michael Carney, Jr., <i>School Board Rep.</i>	
Patrick M. Hargreaves, <i>Selectmen Rep.</i>	
Gary Treff <i>(term ended April 2012)</i>	
Peter Santarelli <i>(term ended April 2012)</i>	
Thomas Hayes <i>(resigned)</i>	

## Tax Collector

Cheryl-Ann Bolouk

**3- year elected term**

March 2014

## Town Clerk

Susan Wall

**3- year elected term**

March 2014

## Moderator

Christopher Goodnow

**2-year elected term**

March 2012

## Treasurer

John Sytek

**3-year elected term**

March 2014

## Supervisors of the Checklist

**6-year terms**

*Elected terms expire in March*

Sheila Murray, <i>Chairman</i>	2016
Patricia Frydryck	2012
Melissa Sorcinelli	2012

## Trustees of the Trust Funds

**3-year terms**

*Elected term expires in March*

Harley Featherston, <i>Chairman</i>	2013
Susan Covey	2015
Ralph Stein	2014
Melissa Sorcinelli <i>(term ended 2012)</i>	
Michael Foster <i>(in memory)</i>	

## Welfare Fair Hearing Committee

**3-year terms**

*Appointed term expires in September*

Mark Dufour, Sr.	2012
Jeffrey Hatch	2012
Vacancy	2012

## Zoning Board of Adjustment

**3-year terms**

*Elected terms expire in March*

Gary Azarian, <i>Chairman</i>	2015
Steven Diantgikis, <i>Vice Chairman</i>	2015
Bernie Campbell, <i>Secretary</i>	2014
Robert Uttley	2014
Vacancy	2013
Tina Gauthier, <i>Appointed Alternate</i>	2013
John Manning, <i>Appointed Alternate</i>	2015
Tony McKeon, <i>Appointed Alternate</i>	2014
Ross Miller, <i>Appointed Alternate</i>	2015
Michael Smith, <i>Appointed Alternate</i>	2014
Patrick McDougall <i>(resigned)</i>	

## NH State Representatives - District 8 - Salem

*2-year terms End November 2014*

Charles W. Morse, *State Senator – District 22*

Gary S. Azarian

Patrick J. Bick

Ronald J. Belanger

David J. Bettencourt

Robert J. Elliott

Marilinda J. Garcia

Bianca R. Garcia

Anne K. Priestley

Joe Sweeney

John Sytek




Board of Selectmen  
and  
Town Manager





# Board of Selectmen

---



*Seated: Everett P. McBride, Patrick M. Hargreaves (Chairman), James S. Keller (Vice-Chairman)  
Standing: Stephen F. Campbell, Michael J. Lyons (Secretary)*

The 2012 elections brought two new Selectmen to the Board. Long time Planning Board member Jim Keller was elected and Everett McBride returned to the Board.

The Board had a productive year addressing a variety of issues. While the Board's opinions varied widely on some of the topics discussed, the Board maintained a professional demeanor, which fostered a collaborative environment.

Over the past year, the Board has acknowledged the conditions of the local and national economy. The 2012 Selectmen recommended budget included a significant reduction in the municipal tax rate. Ultimately, the 2012 municipal tax rate dropped 27¢ from the 2011 municipal tax rate. The 2013 Selectmen's recommended budget proposed an additional tax rate reduction of 4¢.

While the economy remains weak, Salem has continued to see a great deal of redevelopment and new development. Some of the 2012 development activity includes the opening of Lord and Taylor, the redevelopment of the former Cisco Systems building by Enterasys, a new four story office building on Keewaydin Drive, the Tuscan Market and the redevelopment of the former Circuit City building into a car dealership.

## Board of Selectmen

---

2013 will bring with it new challenges and opportunities. The New Hampshire House and Senate will debate and decide on whether or not to support expanded gambling. If the expanded gambling legislation is approved and Salem is chosen as the host community, the Board of Selectmen, Land Use Boards, and staff will spend a significant amount of time addressing all aspects of the proposed development.

In an effort to offer a more convenient way to pay property taxes, the Town will begin accepting credit card payments in the spring of 2013. Accepting credit card payments will then expand to water and sewer payments later in the year.

On behalf of the Board of Selectmen, I would like to thank the citizens of Salem for the honor of serving as a Selectman.

Respectfully submitted,

Patrick M. Hargreaves, Chair  
Salem Board of Selectmen

# Town Manager

---

2012 proved to be a very busy and productive year. While the economy remained stagnate in the state and nationally, new development and redevelopment activity in Salem remained relatively strong. The Town's land use boards remained busy as did the Inspection Department.

Meeting the needs of Salem while maintaining an affordable municipal tax rate continues to be challenging. For the second year in a row, the Town's portion of the tax rate dropped while the demand for Town services continues to increase. Costs outside of the Town's control such as utilities, gasoline, and retirement costs continue to rise. Those increases have once again been absorbed in the operating budget and offset by other cuts including personnel.

The voters continue to support an aggressive road program by once again approving over \$5 million in road improvement funds. Lawrence and Pelham Roads were two of the more visible streets to be reconstructed in 2012. There were also several neighborhood roads that were repaved during the year. The road program is proposed to continue in 2013 with \$4.6 million in road work along with an additional \$1.1 million proposed to replace bridges on Bluff Street and Providence Hill Road.

2012 was also the second year of a multiyear water meter replacement program. During 2012, installation of the wireless infrastructure was completed and new water meters began to be installed. Water meters will transmit quarterly usage wirelessly rather than having each meter read manually. Over the next three years new water meters will be installed at all properties using municipal water. Once the project is completed, the meter reading will become more cost efficient and accurate.

Looking forward, I expect 2013 to be as challenging as 2012 proved to be. A non-binding referendum question will be posed to Town voters seeking the opinion of Salem residents on locating a casino in Salem. Expanded gambling will again be proposed and debated at the State level. If expanded gambling is approved and Salem is chosen as its site, Rockingham Park will once again become the destination it once was.

On behalf of all of the employees of the Town of Salem, it has been a privilege to serve the residents of Salem. Please feel free to contact me either by e-mail at [khickey@ci.salem.nh.us](mailto:khickey@ci.salem.nh.us) or phone at 890-2120 if I can be of any assistance to you.

Respectfully submitted,

Keith R. Hickey, Town Manager

***THIS PAGE INTENTIONALLY LEFT BLANK***



# Town Departments





# Assessing Department

---

The Assessors' office continues to offer our assessment data on line at [www.vgsi.com](http://www.vgsi.com). This service has helped reduce traffic to our office while giving the public the opportunity of doing research on our data base at their convenience.

We saw an increase in permits for new home construction in 2012. This is a good sign; however, there continues to be numerous foreclosures and bank sales which are keeping prices down. There is cautious optimism as we approach 2013. There continues to be activity in the commercial sector. A new office building on Stiles Road, new apartment building on Braemoor Woods Road, two new auto dealership projects on Route 28, and the continued redevelopment of the old Cisco building highlight some of the major projects taking place.

Our office offers programs for the elderly, blind, disabled and Veterans to help offset their property tax bills. Homeowners must file by April 15<sup>th</sup> to receive the exemption or credit for that tax year. Feel free to call the Assessors' office or visit our web site for information regarding these programs.

Respectfully submitted,

Normand Pelletier, Assessor

## Summary of Inventory

	<u>2011</u>	<u>2012</u>
Land	\$1,617,955,511	\$1,615,242,352
Buildings	\$2,152,311,700	\$2,169,304,200
Utilities	\$ 63,217,300	\$ 64,238,000
Total Gross Valuation	\$3,833,484,511	\$3,848,784,522
Elderly Exemptions	\$ 18,135,400	\$ 19,587,300
Blind Exemptions	\$ 1,080,900	\$ 1,106,900
Disabled Exemptions	\$ 259,100	\$ 356,600
Total Net Valuation	\$3,814,009,111	\$3,827,733,752
Taxes Before Exemptions	\$ 76,663,054	\$ 78,619,304
Minus Veterans Exemption	\$ 705,125	\$ 688,500
Net Property Tax Commitment	\$ 75,957,929	\$ 77,930,804
Tax Rate	\$ 20.14	\$ 20.58
Total Current Use Acreage	1,637	1,622
Total Taxable Properties	11,928	11,932
Total Exempt Properties	566	572

# Community Development Department

---

**Mission:** To provide information, technical expertise and services to the community to plan, manage, and coordinate the natural, constructed, and economic environment of Salem in order to provide a better quality of life for its citizens.

**Operations:** The Community Development Department staff consists of William J. Scott, Director and Donna Mae D'Agata, Administrative Secretary. The divisions managed by the Community Development Department are as follows: Building/Inspection, Health, and Planning. Please review the respective division reports for a complete picture of the Community Development Department.

As we move into fiscal year 2013, we will face a substantial reduction in staff capacity by the loss of the Chief Building Official position with the retirement of Samuel Zannini. The Chief Building Official's responsibilities were transferred to the Community Development Director position.

**Projects:** The following projects have either been in progress or began during the 2012 fiscal year. These are managed by the Community Development Office and represent efforts to create new opportunities in a manner that minimizes local tax dollar impact. Each of the below projects is on our website [www.salemnhprojects.org](http://www.salemnhprojects.org). Few details are provided below as much of the information is available online.

**Depot Project:** The Town has received funding approval for the final design for the intersection of Route 28 and Route 97. The Board of Selectmen authorized seed funds through the Depot Trust Fund. As the project is 80% reimbursable, we anticipate receiving \$156,000 from the reimbursement program. The following work has been completed: Depot Concept Plan, Depot Zoning, Depot Property Survey, Depot Traffic Analysis and Model, and Depot Intersection Layout Plans. The final design process should be completed by this time next year. The project is funded with grant and impact fees. Please go to the following website for additional information: <http://salemnhprojects.org/project?d=community&p=66>),

**Keewaydin and Pelham:** The Town of Salem and State of New Hampshire Department of Transportation (NHDOT) have entered into an agreement to have NHDOT construct two left turning lanes onto Keewaydin Drive from Pelham Road and one additional right turning lane from Keewaydin Drive onto Pelham Road. The Town is covering approximately 60% of the costs with impact fees and NHDOT is funding the remaining 40%. The NHDOT has incorporated the project into their I-93 Exit Two construction program to provide a cost savings associated with the volume of work. The Community Development Office has been working with the hotel that is providing an easement for the turnings lanes along Keewaydin Drive at no cost to the Town. The project is funded with Impact fees, NHDOT funds, and an easement donation.

**Intelligent Transportation Program:** The ITS coordinated traffic system is operational and has been throughout the peak retail season in 2012. The system represents an investment of grants and impacts fees to install new equipment to coordinate the traffic lights for the intersections from the Depot (Route 28 and 97) to the Methuen line. The coordination is based on timing plans

## Community Development Department

---

that can be adjusted and programmed for specific events such as Black Friday. With the coordination of all of the traffic lights, we have the ability to manage traffic over the entire Route 28 corridor creating timing plans based on each intersections relation to the next. The final installation of the project will tie the I-93 Exits One and Two into the system which will allow for coordination between I-93 and Route 28. This project has been funded with grants (\$1.01 million), impact fees (\$500,000), and NHDOT funds (\$70,000). Please go to the following website for additional information: <http://salemnhprojects.org/project?d=community&p=46>

**Policy and Pelham Slip Lane:** This project will create an additional “slip lane” from Northeastern Boulevard, along North Policy, to a new right turn lane onto Pelham Road facilitating an additional outbound lane to I-93 Exit Two. We have completed the traffic signal relocation design and the utilities relocation is in process. The traffic signals will be completed and tied into the ITS system in the summer of 2013. The slip lane project will aid the outbound peak from Northeastern Boulevard; however the in-bound peak is still a problem and that will be addressed by the Pelham and Policy project. This project is being funded by impact fees, an off-site exaction, and NHDOT funds.

**Pelham and Policy Conceptual Design:** The intersection at Pelham Road and the North/South Policy Streets is a crucial node in the community connecting I-93 Exit Two to destinations such as Northeastern Boulevard, Canobie Lake Park, and through traffic heading toward the Depot Intersection. The Town began the design process in late 2012 and will complete the design in the summer of 2013. The triangular traffic arrangement, limited left turning lanes from exit two, limited approach stacking for Northeastern Boulevard all lead to periodic and severe congestion. Much like the Depot Intersection, the Pelham and Policy Intersection requires new ideas for lane configurations. We will conduct an analysis over the next three months to create a schematic plan and cost estimate to determine the coordination with the Main Street reconstruction project scheduled for 2015. This project is funded with impact fees.

**Bike Trail:** The Town is contracted with the non-profit organization Iron Horse Preservation Society (IHPS) which develops rail trails in lieu of rail line salvage. IHPS will create 3.0 miles of developed trail at no cost to the Town along the abandon rail line paralleling Route 28. We have negotiated with NHDOT for, the first in the State, rights to the rail salvage, and a Use Agreement for rail line. The section from the southerly end of Old Rockingham Road to the Depot Intersection should be complete by June 2013, with the section from Cluff Road to the Town of Methuen, Massachusetts, planned for completion by August 2013. The section from Windham to Old Rockingham Road is funded with a \$910,000 grant from NHDOT. This project is funded with donations, barter agreements, and grants. Please go to the following website for additional information: <http://salemnhprojects.org/project?d=community&p=45>

**Building Fee Reductions:** The Community Development Department uses a performance based budget, which establishes the fee structure based on the cost of delivery. Due to cuts in the department budget our costs have been reduced and as a result we will reduce the building fees effective February 1<sup>st</sup>. This is necessary to sustain an equitable fee structure.

## Community Development Department

---

**Municipal Fiber Network:** Over the past year, we have been completing a fiber communications network serving the Police, Fire, Town Hall, Public Works, and Senior Center. The fiber project began by coordinating the fiber installation required for the ITS project into a fiber network for municipal communications. The outcome is an enhanced network and the reduction of costs by eliminating leased network lines. Essentially we are obtaining multiple benefits from the same project. This project is funded through grants, impact fees, and cable funds for the media communications network. Please go to the following website for additional information: <http://salemnhprojects.org/project?d=community&p=152>

Respectfully submitted,

William J. Scott, Community Development Director



# Community Development Department

## Building Division

"SAFETY IS NO ACCIDENT"

---

Our Inspectors are available at Town Hall, Building Division, during the following hours: Monday – Friday 8:30-9:30 and 4:00-5:00. The remainder of their day is spent reviewing plans, conducting inspections, and investigating code violations. Our Building Permit Applications are available on line at [www.townofsaalemnh.org](http://www.townofsaalemnh.org).

The Town continues to use the following Codes:

- International Residential Code (IRC) 2009
- International Building Code (IBC) 2009
- International Plumbing Code (IPC) 2009
- International Mechanical Code (IMC) 2009
- International Energy Conservation Code 2009
- National Electric Code (NFPA70) 2011

For further information on these Codes, please refer to the following State of New Hampshire website: [www.nh.gov/safety/boardsandcommissions/bldgcode](http://www.nh.gov/safety/boardsandcommissions/bldgcode) State Building Code

The Building Division has a staff of the Building Inspector, Electrical Inspector, Administrative Secretary, and a part time Plumbing/Gas Inspector. The Chief Building Official retired in 2012 and was not replaced with a position in the Department. The position is held by the Community Development Director. The Building Division is responsible for three major areas of community development:

1. All permits necessary for construction, enlarging, or alterations to residential and commercial properties in the Town of Salem are reviewed and issued by the Building Division.
2. All code enforcement issues must be investigated and brought into compliance.
3. All zoning issues related to the Zoning Board of Adjustment are coordinated through the Building Division.

The Building Division issued the number of permits and attained the amount of revenue as outlined in the below table. The revenue for 2012 represents the highest income in any prior year, exceeding the department budget. As a result of the department personnel reduction and revenue increases we will adjust the Building Permit and other fees toward a reduction effective February 1<sup>st</sup> 2013. This is necessary to sustain a permit fees system that does not exceed our costs.

## Community Development Department Building Division

---

	<u>Permits</u> <u>2010</u>	<u>Permit Fees</u> <u>2010</u>	<u>Permits</u> <u>2011</u>	<u>Permit Fees</u> <u>2011</u>	<u>Permits</u> <u>2012</u>	<u>Permit Fees</u> <u>2012</u>
<b>Building</b> <b>*Includes</b> <b>Sunday Sales</b>	1,027	\$362,538	1,322*	\$327,385*	1,484*	\$547,372*
<b>Electrical</b>	615	\$55,063	584	\$42,171	619	\$70,243
<b>Plumbing</b>	525	\$28,839	515	\$25,774	681	\$65,851

The 2012 fiscal year shows considerable activity in building. Despite the economic malaise the growth in Salem, New Hampshire continues and is reflected by a continued pattern of increasing permit activity.

The next year will pose challenges for the Building Division as the Chief Building Official staff position and the full-time Plumbing/Gas Inspector was not replaced after retirement as of January 1, 2013. The Chief Building Official position was assigned to the Community Development Director and shared with other responsibilities. The Plumbing/Gas Inspector position is now part-time and has specific hours only for permitting and inspections. Please visit the web site for those specific hours. The Department will continue to prioritize its responsibilities so as to provide an effective response time for inquiries at the front desk and phone calls coming into Town Hall.

We in the Building Division continue to be dedicated to enforcing all provisions of the building codes in the interest of public health, safety, and general welfare, as well as the enforcement of the zoning regulations which ensure orderly development within the Town of Salem. It is our pleasure to assist you with construction projects, zoning, and as a source of information.

We would like to thank Samuel Zannini for his many years of service to the Town of Salem. Sam's knowledge and diplomatic ways of managing Code Enforcement will be greatly missed. We also would like to thank Ken Sherwood for his many years as Electrical Inspector. We wish them both many years of a very happy retirement. We welcome Blake Miller as our new Electrical Inspector and Sam Zannini, Jr. as our part-time Plumbing/Gas Inspector.

Respectfully submitted

William J. Scott, Community Development Director and Chief Building Official

# Community Development Department

## Health Division

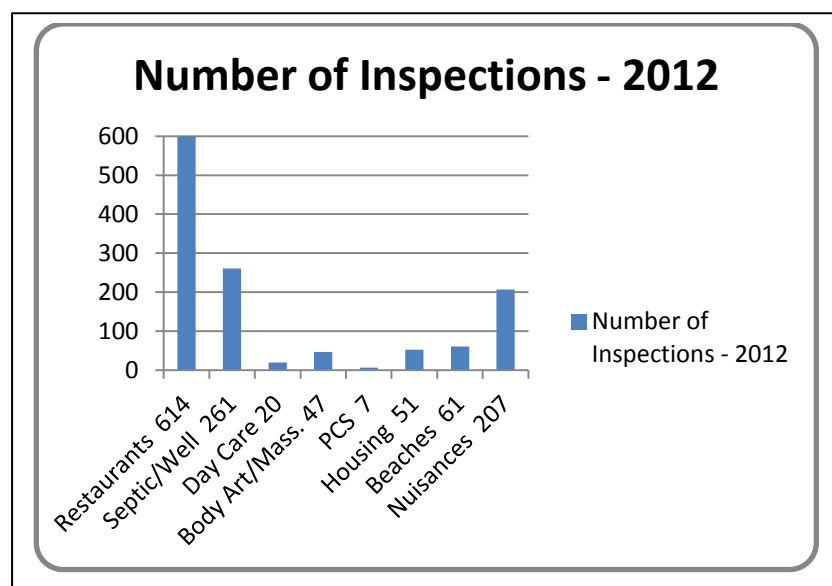
---

### **Licenses/Inspections/Food Safety Initiatives:**

The primary function of the Health Officer involves the inspection and licensing of regulated facilities in Salem. These regulated facilities include food establishments, body art facilities (tattoo & piercing), day care centers and massage therapy facilities. The major portion of the inspectional activities is devoted to food establishments; this includes restaurants, school cafeterias, supermarkets and convenience stores. Food samples are collected and tested monthly to assess restaurants' food preparation procedures. Complaints received by the Health Officer included nuisances such as improper storage of trash, illegal dumping, and odors. Beaches are inspected and tested during the summer months to ensure safe swimming conditions.

### **Mosquito Control Program:**

The comprehensive mosquito control program was conducted for the twelfth straight year. Larvaciding (treatment of wet areas and catch basins) and surveillance activities began in April and continued until October. Spraying occurred at the athletic fields prior to the 4<sup>th</sup> of July events. One positive batch of mosquitoes was detected in Salem for West Nile Virus in late July. Treatment efforts were intensified and no other positive mosquitoes were found in 2012.



### **Septic Systems/Wells:**

The part-time contracted inspector assists the Health Officer with the inspectional and plan review duties. A total of 261 inspections and 108 plan reviews were conducted in 2012.

### **Groundwater Protection Program:**

All businesses within the protected watershed areas of Salem are subject to an inspection every three years. The New Hampshire Best Management Practices Rules

(BMPs) apply to all facilities that handle larger-than-household quantities of hazardous substances and these businesses (including salvage yards) are identified as Potential Contamination Sources (PCSs). The purpose of this program is to prevent a contaminant release that could adversely affect our drinking water.

# Community Development Department

## Health Division

---

### **Public Health Preparedness:**

Salem is a member of a collaborative of ten municipalities, health & human service agencies and other community partners involved in planning and training to deal with public health emergencies.

### **2012 Highlights:**

- The Mosquito Control Program identified one WNV positive batch of mosquitoes and enhanced efforts to prevent any other positive mosquitoes or people in Salem.
- Streamlined septic system waiver process to provide efficient and timely service to contractors and residents.
- Conducted 614 food safety inspections, collected 27 food samples.

Respectfully submitted,

Brian A. Lockard, Health Officer

# Community Development Department

## Planning Division

---

The primary responsibility of the Planning Division is administering the Town's land use controls, including subdivision and site plan regulations. This involves reviewing plans and proposals to make sure they comply with the Town's regulations, reviewing building permit applications, inspecting sites, answering questions from the public, and working with other Town staff, consultants, and applicants. We arrange Planning Board and Conservation Commission meetings throughout the year, prepare agendas and information packets, attend the meetings, and implement their decisions.

Our other major responsibility is long-range planning for the community. This involves updating and implementing the Town's Master Plan, adding or amending regulations to control land development, preparing planning studies, and working on a variety of miscellaneous projects for the betterment of the Town.

Planning Division highlights for 2012 include:

- Coordinated 23 Planning Board meetings with 85 agenda items (up from 78 in 2011 and 49 in 2010), 5 worksessions, and 2 public hearings on zoning amendments. Large projects approved in 2012 include the Rockingham Toyota/Honda redevelopment of the Circuit City/Rockingham Woodcraft site on South Broadway, Hindu Temple on Lowell Road, and Dunkin Donuts redevelopment of the Granite State Potato Chip Factory on North Broadway. Other highlights include adoption of the Sidewalk Master Plan Update, the Route 28 Bicycle-Pedestrian Corridor Plan, and Subdivision/Site Plan Regulation reorganizations and amendments.
- Coordinated 13 Conservation Commission meetings with 15 agenda items (up from 8 in 2011). Major projects include road and bridge projects for the Town, review of conservation easements on Open Space subdivision projects, the sale of the house at 38 Town Farm Road, and the acquisition of a conservation easement on 22 Briar Avenue.
- Prepared 4 amendments to the Zoning Ordinance. Prepare legal notices and warrant/ballot articles and set up public hearings.
- Prepared new sign permit application.
- Worked with Town's attorneys on Rockingham Toyota/Honda lawsuit.
- Collected \$145,000 in impact fees for roads, schools, recreation, and public safety.

We urge citizens to participate in planning for Salem's future by reading the Master Plan and Land Use Controls, attending meetings or watching them on SCTV 23 (meetings can also be watched at [www.sgc23.com](http://www.sgc23.com)), volunteering for subcommittees or Board openings, writing letters or email messages, visiting the Planning Division Office, and viewing our web page at [www.townofsalemnh.org](http://www.townofsalemnh.org). A separate web page with information on development projects is available at: [www.salemnhprojects.org](http://www.salemnhprojects.org).

Respectfully submitted,

Ross A. Moldoff, Planning Director

# Engineering Department

---

The Engineering Department provides technical assistance to the Town of Salem and its residents, businesses, development community, construction community, staff, and boards, committees and commissions on matters related to municipal engineering, planning, construction, and development. The Engineering Department is also responsible for the planning and implementation of various capital improvement projects.

The Engineering Department was involved in the following activities in 2012:

- *Lawrence Road Reconstruction Project:* Approximately 6,800 linear feet of Lawrence Road was reconstructed (between Pond Street and Butler Street). The project involved comprehensive storm drain improvements, culvert replacement, water system improvements, pavement reclamation, grading, and repaving within the project limits. Work commenced in April and was completed in October.
- *Pelham Road Reconstruction Project:* Approximately 6,200 linear feet of Pelham Road was reconstructed (between Stiles Road and Cassidy Avenue). The project involved comprehensive storm drain improvements, culvert replacement, pavement reclamation, grading, and repaving within the project limits. Road alignment improvements were conducted at the Brookdale/Brady/Pelham intersection and also at the curve between house numbers 60 and 81. Work commenced in April and was completed in November.
- *Pumping Station Road and Christine Lane Reconstruction Project:* Road reconstruction was conducted on both Pumping Station Road and Christine Lane. Approximately 2,200 linear feet of road work included pavement reclamation, minor drainage improvements, grading, and repaving. Work commenced in May and was completed in September.
- *Road Design Projects:* Efforts were made to further advance Engineering Department backlog of road designs in anticipation of future construction projects. Designs were completed for the reconstruction of Pond Street and Sand Hill Road.
- *Bridge Design Projects:* Efforts were made to further advance Engineering Department backlog of bridge designs in anticipation of future replacement needs. Designs were completed for the future replacement of Town Farm Road Bridge over Spicket River, Bluff Street over Hittytity Brook, Bluff Street Extension over Widow Harris Brook and Providence Hill Road over Providence Hill Brook.
- *Road Committee and 10 Year Road Program:* The Engineering Director again chaired the Road Stabilization Committee, which updated the 10 Year Road Program. The program outlines future fiscal, design, construction, and maintenance plans for the next decade (2013 to 2022) of road projects and was adopted by the Board of Selectmen on July 16, 2012. The plan serves as the second update of the original 10 Year Plan (which was initially adopted by the Board of Selectmen on November 08, 2010).
- *Road Pavement Condition Update:* The Engineering Department coordinated a comprehensive evaluation of the pavement condition index (PCI) of the Town road system. The updated information will be utilized by the Engineering Department and Road Committee to evaluate and recommend any modifications to the 10 Year Road Program.



# Engineering Department

---

- *Road Inventory:* Working with the Town Managers Office, DPW, and Planning Department, the Engineering Department continues efforts towards revising and updating the status list of roads in Town. The process will continue into 2013 in an attempt to properly categorize all of the roads in Town as being either accepted, unaccepted, or private.
- *NPDES Phase II Small MS4 General Permit:* In cooperation with the Department of Public Works, the Engineering Department coordinates and oversees the preparation of annual stormwater reports to the U. S. Environmental Protection Agency. The annual report documents the Town's progress with respect to various Stormwater objectives. This year the Town filed its Annual Report for Permit Year 9.
- *Drainage Inventory and Assessment:* The Engineering Department continues with a long term drainage inventory and assessment project. This work involves mapping, evaluating, and updating the Town's overall drainage system with a goal of improving the knowledge and management of Town drainage assets.
- *Underground Storage Tank Program:* The Engineering Department coordinates an annual program involving testing, monitoring, maintaining and reporting on Town operated underground tanks used for the storage of heating fuel, gasoline and diesel products. The program seeks to maintain compliance with State and Federal regulations. The program also includes the monitoring, testing and remediation of previous releases of petroleum products from underground storage tank systems.
- *Subdivision and Site Plan Review:* The Engineering Department performed technical review of 196 submissions related to subdivision and site plan projects.
- *Permits:* The Engineering Department issued 197 permits for Street Openings, Sewer and Water Connections, Driveways, and Gas Services. Engineering also participated in the review and sign off on 747 Building Permit Applications and Certificates of Occupancy.
- *Timothy Lane Drainage Improvements:* This project was initiated by citizen petition and authorized by Town Meeting in 2012. Work involved installation of new storm drainage and upgrading existing drainage, along with the grading and repaving of a portion of Timothy Lane in order to correct an existing drainage issue. Work commenced in September and was completed in October.

As always, the Engineering Department takes great pride in being able to provide prompt and accurate service to the citizens of Salem, and we look forward to serving you to the best of our ability in the coming year.

Respectfully submitted,

Robert E. Puff, Jr., P.E., Director of Engineering

# Finance Department

---

The Finance Department is comprised of many functions that interact with all departments within the Town of Salem. These functions include Accounts Payable, Accounts Receivable, Payroll, Purchasing and Utility Billing. The Finance Department is responsible for development, preparation, and control of the Town's budget in conjunction with the Town Manager and the individual departments throughout the Town. The department is also in charge of accounting and financial reporting, investment of Town funds, purchasing of all Town goods and services, processing payroll, as well as water and sewer billing.

It is the mission of the Finance Department to administer the financial resources of the Town in a fair, accurate and professional manner to meet all areas of fiscal responsibility, including compliance with federal, state and local laws and generally accepted accounting principals

The following are highlights from the fiscal year 2012:

- On December 5, 2011, a State of Emergency was declared due to a severe storm that occurred on October 29<sup>th</sup> and October 30<sup>th</sup> 2011. The Town of Salem was reimbursed \$48,291.70 from the Federal Emergency Management Agency in 2012.
- The town received reimbursement of \$96,146.77 from the NHDOT State Bridge Aid program for the construction and engineering of Lawrence Road and South Policy Bridges.
- In November 2012, the State of Emergency was declared for Hurricane Sandy that occurred between October 26<sup>th</sup> and October 30<sup>th</sup>. The Town of Salem incurred costs of approximately \$25,000. Reimbursement for this declaration will occur in 2013.

The actual 2012 tax rate for the Town portion was set at \$7.06 a reduction of \$.27 from the 2011 Town tax rate. The 2012 tax rate is set at \$20.58 per thousand. The Town of Salem still maintains one of the lowest tax rates in the State.

In closing, I would like to take this opportunity to acknowledge all the employees of the Finance Department. I want to thank my entire staff for their continued support and hard work. The Finance Department continues to be a success with their dedicated service to the employees, residents, and businesses in the Town of Salem.

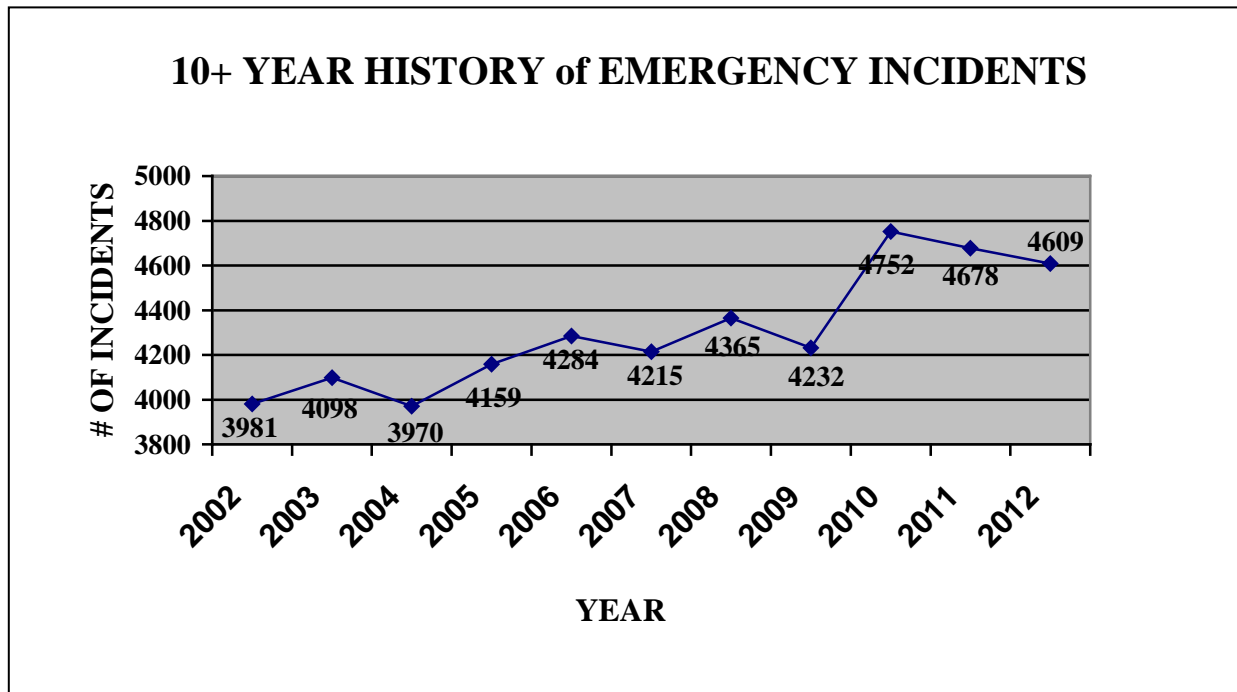
Respectfully submitted,

Jane Savastano, Finance Director

# Fire Department

On behalf of the men and women of Salem Fire Department, I am pleased to submit our 2012 annual report. Once again, we are thankful to report zero fire deaths in 2012 as no civilian or firefighter lost their life in a fire. Our personnel remain committed to fulfilling their mission to provide the Town of Salem with fast, clean, friendly, professional fire prevention, fire suppression, emergency ambulance and disaster management services, protecting and preserving life, property and the environment at a reasonable cost.

Included for review are the following response statistics and graphs.

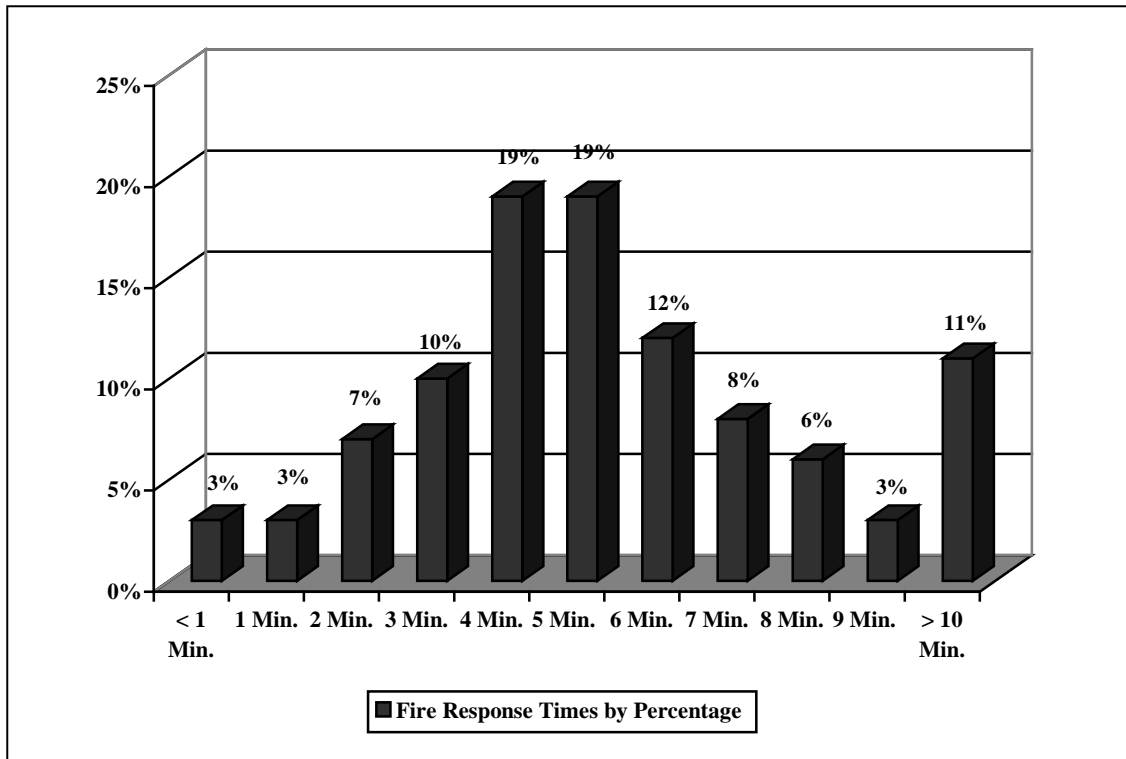


Salem Fire Department responds to approximately thirteen emergencies each day and we will continue to provide high-quality services to all who request our help.

The next graph reflects the Department's annual response times to fire calls and is shown in minutes (expressed as a percentage). Response time is the time it takes the first arriving fire suppression unit to "sign off" at the incident location. It is important to note the response time for each emergency incident is recorded using the total time it takes for the first fire truck, to arrive on the scene after "signing on" via radio. This is also referred to in the fire service as "wheel time".

# Fire Department

**2012 FIRE RESPONSE TIMES**  
(Listed as Percentage of the Total Number of Fire Response Incidents = 1,261)



NFPA 1710 was published in 2001 by the National Fire Protection Association. It is a professional standard entitled - Standard for the Organization and Deployment of Fire Suppression, Emergency Medical Operations and Special Operations to the Public by Career Fire Departments. It serves as a benchmark for fire department effectiveness and quality and sets forth a minimum requirement that career fire departments be staffed and organized to deliver fire suppression or emergency medical services unit(s) on scene within four (4) or fewer minutes to ninety percent (90%) of all fire and EMS responses once dispatched. It should be obvious to understand the importance of a fast response to both fire and EMS emergencies. The graph above only displays fire responses. It excludes EMS (ambulance) responses. This graph is shown to draw attention to increasing fire suppression response times community wide. This regression is attributable to the high volume of ambulance calls which contribute to unstaffed outlying stations while these crews are treating and transporting patients. When this occurs, fire suppression response capability is delayed as responding crews arrive from either distant stations or mutual aid from another community.

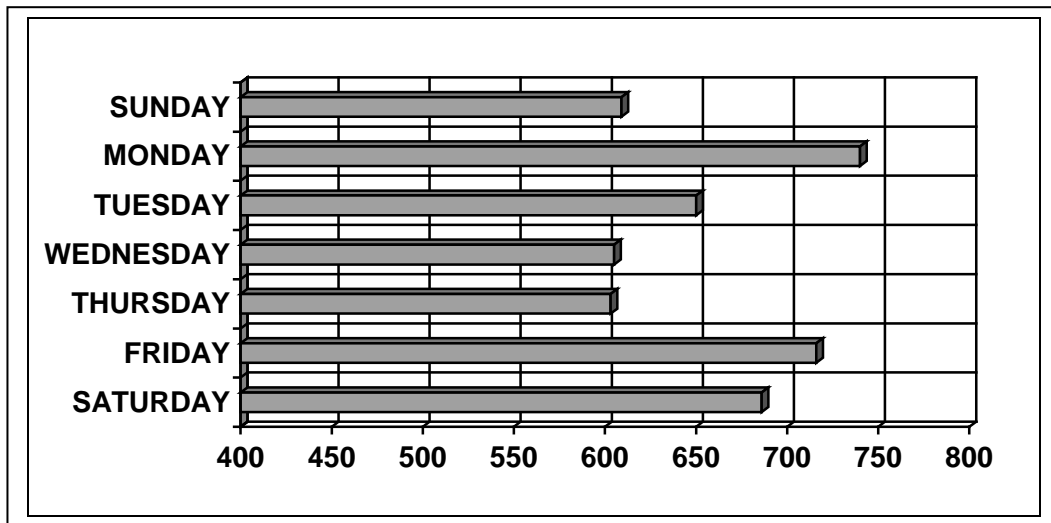
NFPA 1710 also requires fire chiefs to report the predictable consequences of not achieving compliance with the response portions of this standard. Salem continues to fall short and does not meet the goals outlined in this standard. Failure to maintain adequate shift staffing with appropriate on-duty resources will undoubtedly translate to increased property loss and a diminished rate of survivability for cardiac arrest patients. In 2012, we faced staffing challenges

# Fire Department

driven by budget priorities and operated with fewer line personnel on one of our duty groups for the first half of 2012. Full staffing was restored for 2013 and we will continue to monitor department resources to maintain the highest levels of service for our customers working within the confines of our operating budget.

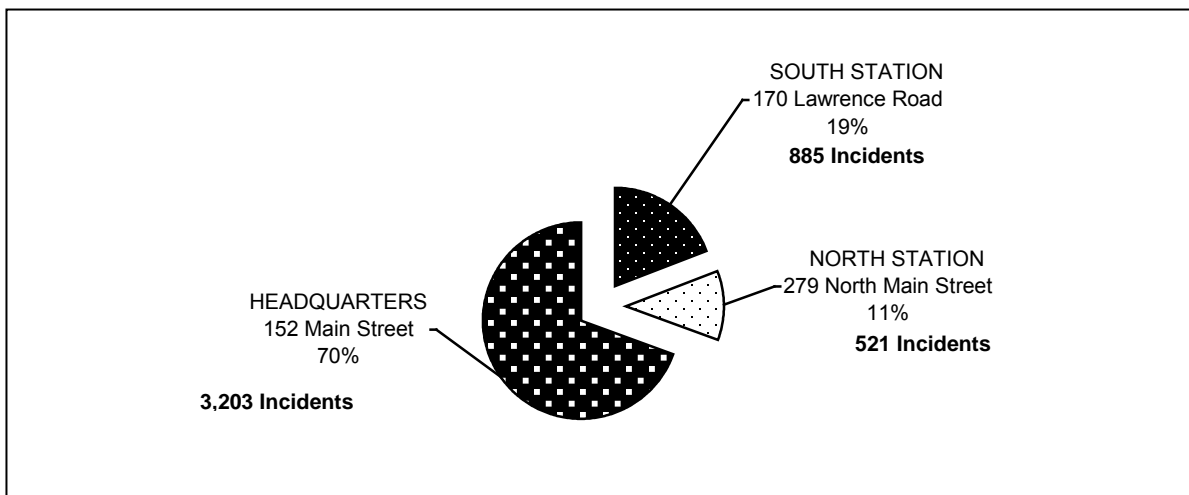
In 2012, we responded to four thousand, six hundred nine (4,609) incidents. As seen in the next graph, demand for services occurs on a frequent basis regardless of the day of the week.

**2012 EMERGENCY INCIDENTS by DAY of WEEK**



**2012 TOTAL RESPONSES by FIRE STATION**

The following graph reflects the total number of emergency incidents (4,609) by response districts.



# **Fire Department**

---

Emergency incidents can range from a single ambulance response and transport to a multiple alarm fire requiring many engines, ladders and other assorted fire apparatus before the emergency is sufficiently mitigated or brought under control. Regardless of the number of apparatus or personnel needed at the scene, each incident is only counted once.

Simultaneous calls refer to those times when fire suppression or emergency medical services personnel are dispatched to an incident while elsewhere in town another emergency call is already in progress. In 2012, Salem Fire Department personnel responded to 4,609 emergency incidents. Sixty-two percent (62%) or 2,877 of these incidents occurred while at least one other on-duty crew was either responding to or already operating at another incident. When this happens, the resulting impacts for citizens requesting emergency services are they must wait longer for help to arrive as personnel must respond from further distances including sometimes arriving from other communities when Salem personnel are committed to other calls.

## **HAZARD MITIGATION PLAN**

In 2012, Salem adopted a new Hazard Mitigation Plan. These plans are used as a means to reduce and mitigate losses from natural and man-made events. The Town's new plan includes mapping existing critical facilities and areas of concern, and refers to past disasters and identifies potential disasters. The plan also provides recommendations for enhancements and protection of facilities, sites and vulnerable areas in the event of natural or man-made disasters. Further, the plan aims to enhance the communication and coordination among community departments and raise awareness for the public at large, of the potential and proactive measures against natural and man-made disasters. It is also important to note that a community is not eligible to receive FEMA assistance in the form of disaster relief, grants or other monies typically available for various mitigation projects unless the Town has an updated and approved Hazard Mitigation Plan accepted by FEMA. This plan was accepted by FEMA in 2012 and is expected to serve the community for five years.

Funding for this project came in the form of a 75/25 matching grant offered through NH Homeland Security and Emergency Management (NHHSEM) and FEMA. A call for volunteers was posted and advertised. A planning team was formed and it included staff representatives from most of the town's departments including: Community Development, DPW, PD, Fire, IT, Engineering and Finance. The team met approximately ten times beginning in June 2011 through March, 2012. I would like to acknowledge three citizen volunteers, Mr. Al Farnell, Mr. John Murphy and Mr. Kenneth Bagnell, all are Salem residents who contributed their time and talents to complete this plan.

## **AMBULANCE BILLING**

In June of 2012, Salem Fire Department presented a plan to increase some of the fees for ambulance services. It had been more than three years since the Board of Selectmen voted to increase ambulance rates and the new rate schedule went into effect on August 1, 2012. At the



# Fire Department

---

close of 2012, we are pleased to report a net increase in ambulance billing collections. Ambulance billing revenue is used to offset property taxes and annually, we collect more than one million dollars (\$1,000,000).

## TRAINING GRANT OPPORTUNITIES

Salem Fire Department has been successful in applying for and receiving numerous grants totaling more than \$1.3 million dollars. In 2012, Salem Fire Department members participated in more than 1,600 hours of advanced training utilizing a specific Homeland Security grant. Our personnel attended formal training classes at the New Hampshire Fire Academy and received certifications in Advanced Rescue Systems, Hazardous Materials, Rope Rescues, Confined Space, Fire Ground Survival, Disaster Operations and many other classes. In total, Salem received \$76,000 in class reimbursements. This was a unique opportunity as our members were able to develop their existing knowledge, skills and abilities.

## PERSONNEL

The following personnel retired from Salem Fire Department in 2012. We greatly appreciate their seventy-seven+ years of service and wish them a happy and healthy retirement.

**Lt. / Sta. Officer Frederick G. Doucette, Badge #124 Hired - 2/2/1987 - Retired 1/31/2012**  
**Lieutenant Lindsey F. Rice II, Badge #115 Hired - 5/14/1984 - Retired 4/30/2012**  
**Firefighter Kevin E. Blais, Badge #129 Hired - 8/31/1987 - Retired 4/30/2012**

The following personnel were promoted in 2012.

**Firefighter Paul A. Balentine, Badge #160 promoted to Fire Lieutenant 2/19/2012**  
**Firefighter Dennis B. Galvin, Badge #165 promoted to Fire Lieutenant 2/19/2012**  
**Firefighter Paramedic Brian H. Allard, Badge #176 to EMS Coordinator 3/25/2012**  
**Lieutenant Randall J. Young, Badge #146 promoted to Station Officer 5/27/2012**  
**Lieutenant Francis J. Enos, Badge #143 promoted to Station Officer 5/27/2012**  
**Firefighter Brian S. Murray, Badge #172 promoted to Fire Lieutenant 9/9/2012**  
**Firefighter Brian P. Crane, Badge #141 to Assistant Fire Mechanic 9/9/2012**

The following personnel were appointed to Salem Fire Department in 2012:

<b>Bradley J. Palmer - Badge #202</b>	<b>Appointed to Firefighter on 3/12/2012</b>
<b>Thomas P. Kelley - Badge #203</b>	<b>Appointed to Firefighter on 3/12/2012</b>
<b>Michael N. Marchand - Badge # 204</b>	<b>Appointed to Firefighter on 3/12/2012</b>
<b>Bryan P. Plante - Badge # 205</b>	<b>Appointed to Firefighter on 8/20/2012</b>
<b>Gregory M. Chartier - Badge # 206</b>	<b>Appointed to Firefighter on 8/20/2012</b>

# **Fire Department**

---

n closing, I wish to acknowledge the men and women of Salem Fire Department. They work hard to provide a high level of customer service while striving for total customer satisfaction. Additionally, I offer special thanks to administrative staff including Assistant Chief Paul J. Parisi, Deputy Chief Paul G. Leischner, Fire Marshal Jeffrey S. Emanuelson, Fire Inspector Robert E. Martin, Administrative Assistant Betty J. Oldeman and Records Clerk Debra J. Scafidi.

Respectfully,

Kevin J. Breen, Chief of Department

For more information on our personnel, facilities, apparatus and other facts relating to our services, please visit us on the web at [www.townofsalemnh.org](http://www.townofsalemnh.org) and link to Salem Fire Department or send me an e-mail at [kbreen@ci.salem.nh.us](mailto:kbreen@ci.salem.nh.us)

## **Fire Prevention Bureau**

TO: Kevin J. Breen, Fire Chief  
FROM: Jeffrey S. Emanuelson, Fire Marshal  
RE: Annual Report of the Fire Prevention Bureau, Communications and Information Technology Divisions

I am pleased to submit to you the following as an annual report of the Fire Prevention Bureau, Communication and Information Technology Divisions. During the past year, along with the regular work load of the day to day operations of the division's personnel, the following items highlight the program and project activities of this past year:

1. Our annual Fire Prevention Open House continues to be an extremely successful community event attended by hundreds of families. This annual event historically has been supported by the town through the Fire Prevention budget but is not funded in the upcoming 2012 budget.
2. Continued participation in the town wide fiber optic project.
3. Projects completed in 2011 included:
  - The installation of a new dispatch console in the Fire Alarm Office to replace an aging Zetron Console. This new Motorola Console will be used with the console installed in 2009 as part of a grant received from the State of NH.
  - The reconfiguration of plant wiring to facilitate more efficient servicing of existing fire alarm equipment.
  - The reprogramming of all portable and mobile radios as part of the ongoing statewide interoperability project.

## **Fire Department Fire Prevention Bureau**

---

4. Preventative maintenance on our radio master box antennas to improve reception in difficult areas.
5. Extensive service on our aging radio system to bring it up to optimum performance within the system design.
6. Some of the statistical highlights for 2010:
  - 2,360 inspections were conducted by Fire Prevention/Suppression personnel more than doubling those from 2010.
  - 1620 permits were issued by the Salem Fire Department an increase of 11.3%.
  - 126 violation notices were issued down from 272 in 2010.
  - 316 plans reviewed up from 237 in 2010.
  - 64 place of assembly inspections.
  - 18 complaint investigations.
  - 79 fires related incidents were investigated for origin and cause.
  - 235 hours of training were conducted.

Looking ahead, Salem Fire Department will be asking for the Town's support for several important projects critical to our operation. They are:

- Full implementation of the mobile data terminal program for our front line apparatus bringing critical information technology to our first responders at emergency incidents.
- Using available technology to fully utilize the recently installed fiber optic plant to continue reducing recurring rental costs.
- Expansion of our radio box receiving capabilities. (We are nearing the maximum allowable accounts per radio frequency)
- Continue to update our Fire Alarm Dispatch Office replacing and relocating aging equipment.

In conclusion I would like to personally thank all of the residents for their continued support of the efforts of all Salem Fire Personnel in bringing the Fire Prevention/Community Preparedness message to our community. I feel privileged to serve as Salem's Fire Marshal and proud of the members of the Salem Fire Department who support all of the community efforts and look forward to continued success in 2012.

Respectfully Submitted,

Jeffrey S. Emanuelson, Fire Marshal

## **Forest Fire Warden and State Forest Ranger**

---

Your local Forest Fire Warden, Fire Department, and the State of New Hampshire Division of Forests & Lands, work collaboratively to reduce the risk and frequency of wildland fires in New Hampshire. To help us assist you, please contact your local Forest Fire Warden or Fire Department to determine if a permit is required before doing ANY outside burning. Under State law (RSA 227-L:17) a fire permit is required for all outside burning, unless the ground is completely covered with snow. The New Hampshire Department of Environmental Services also prohibits the open burning of household waste. Citizens are encouraged to contact the local fire department or DES at 603-271-1370 or [www.des.state.nh.us](http://www.des.state.nh.us) for more information. Safe open burning requires diligence and responsibility. Help us to protect New Hampshire's forest resources. For more information please contact the Division of Forests & Lands at (603) 271-2214, or online at [www.nhdfl.org](http://www.nhdfl.org).

Due to a record warm winter and little snow, our first fire occurred on February 4<sup>th</sup> with several more early fires to follow. Normally a large percentage of the warm windy days with low humidity occur when the ground is saturated from a long snow covered winter. By the time the surface fuels and ground dry out enough to burn, we only have a few weeks until "green up". This year however we had an extended period of these favorable spring fire conditions. Our largest fire in the state was 86 acres. The average size fire was .6 acres. Extensive summer rains kept total acreage burned to near normal levels

As has been the case over the last few years, state budget constraints have limited the staffing of our statewide system of 16 fire lookout towers to Class III or higher fire danger days. Despite the reduction in the number of days staffed, our fire lookouts are credited with keeping most fires small and saving several structures due to their quick and accurate spotting capabilities. The towers fire spotting was supplemented by the NH Civil Air Patrol when the fire danger was especially high. Several of the fires during the 2012 season threatened structures, a constant reminder that forest fires burn more than just trees. Please help Smokey Bear, your local fire department, and the state's Forest Rangers by being fire wise and fire safe!

**ONLY YOU CAN PREVENT WILDLAND FIRE**

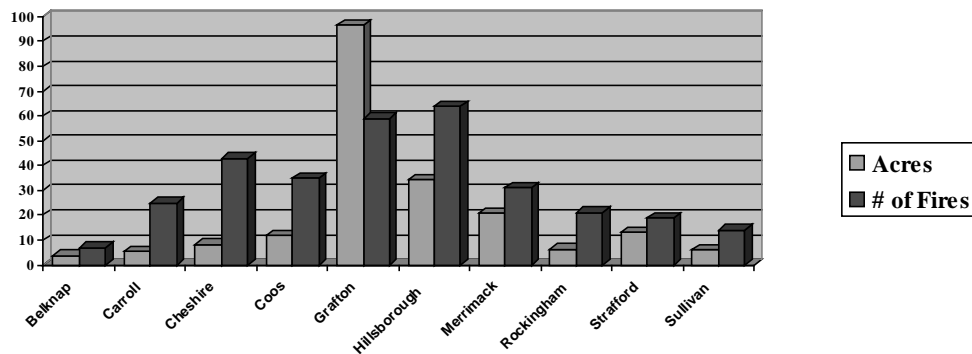
# Forest Fire Warden and State Forest Ranger

## 2012 FIRE STATISTICS

(All fires reported as of October 2012)

(Figures do not include fires under the jurisdiction of the White Mountain National Forest)

COUNTY STATISTICS		
County	Acres	# of Fires
Belknap	3.6	7
Carroll	5.5	25
Cheshire	8.3	43
Coos	11.8	35
Grafton	96.5	59
Hillsborough	34.2	64
Merrimack	20.8	31
Rockingham	6.4	21
Strafford	12.9	19
Sullivan	6	14



### CAUSES OF FIRES REPORTED

Arson	14	2012	318	206
Debris	105	2011	125	42
Campfire	14	2010	360	145
Children	15	2009	334	173
Smoking	17	2008	455	175
Railroad	0			
Equipment	6			
Lightning	7			
Misc.*	140	(*Misc.: power lines, fireworks, electric fences, etc.)		

### YEAR

### TOTAL FIRES

### TOTAL ACRES

**ONLY YOU CAN PREVENT WILDLAND FIRE**

## **Southeastern New Hampshire Hazardous Materials District**

---

<b>Richard H. Snow</b> <b>Selectman, Candia</b> <b>Chairman, Board of Directors</b>		<b>Chief Thomas McPherson, Jr.</b> <b>Windham Fire Department</b> <b>Chairman, Operations Committee</b>

### **About the District:**

The Southeastern New Hampshire Hazardous Materials Mutual Aid District's membership is comprised of 14 communities, covering of approximately 350 square miles with a population of over 175,000 people within the Route 93 corridor. Essentially the District is bordered in the east by Route 125 and the Merrimack River to the west. North and south borders are defined by Manchester, Route 101 and the Massachusetts state line. The District was formed in 1993 to develop a regional approach in dealing with the increasing amounts of hazardous materials being used and transported within these communities. This District is recognized by the State of New Hampshire as the Regional Emergency Planning Committee (REPC) for the member communities. The REPC which consists of representatives from local government, industry, and the general public is working with industry to comply with federal regulations for the reporting of chemicals used within and traveling through the District.

The District draws its funding from an annual assessment from each community as well as from grants and donations. The 2012 operating budget for the District was \$97,118.00. Additionally, in 2012 the District applied for and received federal grants for equipment, training, and operational expenses totaling \$196,714.91.00. The Fire Chiefs from each of the member communities' make-up the Operations Committee of the District. This Operations Committee is overseen by a Board of Directors consisting of elected representatives from each community, who approve the budget and any changes to the bylaws. The Executive Board of the Operations Committee, which consists of the Chairman, Vice-Chairman, Treasurer, Technician Team Liaison, and one Member at Large, manages the operations of the District within the approved budget. The District employs a part-time REPC Director to manage the administration functions of the District, including grants management, financial management, and emergency planning.

### **The Emergency Response Team:**

The District operates a technical emergency response team. This response team is overseen by one of the member community's Chief Fire Officer who serves in the Technical Team Liaison position. The team maintains a three level readiness response posture to permit it to immediately deploy an appropriate response to a District's community's request for help involving an unplanned release of potentially dangerous chemicals within their jurisdiction. While the team primarily prepares for response to unplanned accidental chemical releases it is also equipped and trained to deal with a variety of weapons of mass destruction (WMD) scenarios. The team maintains a host of specialized response equipment to deal with chemical and environmental emergencies.

## **Southeastern New Hampshire Hazardous Materials District**

The Emergency Response Team is made up of 32 members drawn from the ranks of the fire departments within the District. The team consists of 6 Technician Team Leaders, 18 Technician Level members, 5 Communication Specialists, and 3 Information Technology Specialists. In addition to members drawn from member fire departments, the team also includes members from various backgrounds that act as advisors to the team in their specific areas of expertise. These advisors include an industrial chemist, and several police officers.

The Team maintains a fleet of vehicles and specialized equipment with a value of approximately \$1,000,000. The vehicles consist of a mobile Command Support Unit, 2 Response Trucks, 2 Spill Trailers, a Technician Trailer, an Operations/Spill Trailer and a Mobile Decontamination Trailer.

With the use of State Homeland Security Program Grant funds this year we added a Firefighting Foam Trailer which carries 500 gallons of specialized firefighting foam that is capable for use on gasoline fires containing ethanol, as well as providing a vapor suppressing blanket for chemical spills. The trailer also has firefighting hoses, nozzles, a generator and floodlights. This new trailer is a important asset to the Districts members as all gasoline used in the State is blended with ethanol. This unit is the only resource of this type within the State.



**Firefighting Foam Trailer**

This mobile apparatus carries the team's equipment which includes chemical detection and identification instruments, containment supplies, plugging, patching and intervention supplies, communication equipment, computer based and other chemical reference guides as well as chemical protective equipment. The team equipment is store at various locations within the District, allowing for rapid deployment when the team is activated. Activation of the team is made by the request of the local incident commander through the Derry Fire Department Dispatch Center.

## **Southeastern New Hampshire Hazardous Materials District**

---

### **Response Team Training**

In 2012 the Emergency Response Team completed 1970 hours of training, during monthly training drills and specialized classes attended by team members. This included hazardous materials refresher training, “Hot Zone” operations, cargo tank workshop, public safety sampling procedures, facility familiarization, transportation emergencies, Incident Command.

The Team provided training to member fire departments, in various Hazardous Materials subjects. In addition the District received a grant to provide training to all member departments on the operation of the Firefighting Foam Trailer and ethanol fires.

### **Emergency Responses**

In 2012 the Team responded to 15 incidents within the District. These incidents included requests for technical assistance for member departments where a Response Team Leader provides consultation to the fire department on the handling of an incident. Additionally, team responses included hydrocarbon fuel spills and assisting the NH State Police Bomb Squad and local police departments with identifying unknown substances. The mobile command post was also used to support member departments during large scale incident.

For further information about the Southeastern New Hampshire Hazardous Materials District please visit our website at [www.senhazmat.org](http://www.senhazmat.org)



# Human Resources Department

---

2012 was a busy and exciting year for the HR Department. We welcomed new HR Director Molly McKean in January, and from there we were off and running! Molly's first priority was to revise and update all of the Town's personnel policies. The Board of Selectmen approved a new Personnel Manual as well as a Benefits Guide and Discipline Procedure for non-affiliated (non-union) employees.

All five Union contracts were finalized and accepted by voters at the 2012 Town Meeting. The contracts are in place for 3 years, bringing a period of stability to the Town.

In May, the Town changed from Local Government Center/Anthem health insurance to Cigna, at a significant cost savings. This was a big project for our small department, but we are happy to report that the transition was successful. We were able to meet with employees and retirees in small groups, with Cigna representatives, to answer questions and provide guidance about choosing the best option for each individual.

We rolled out new benefits, including expanded (but less expensive!) short- and long-term disability insurance and supplemental life insurance for employees' spouses and dependents. One of our ongoing missions is to provide a modern and competitive benefits package at a reasonable cost. We were able to expand our disability insurance plans and provide a new life insurance benefit at no increased cost to the Town.

We also worked with Cigna to provide a comprehensive wellness program for our employees and retirees. We've expanded the wellness program for 2013 and hope to see even more employee participation. Wellness programs have been proven to cut health care costs long-term by helping employees and retirees focus on healthy lifestyles and habits. As part of our wellness focus, we offered a flu vaccine clinic and a seminar on strategies to cope with stress.

In 2012, we assisted the Police and Fire Departments with hiring processes, resulting in hiring seven new police officers and five new firefighters. We received over 100 applications for each of these departments, and the quality of the applicants was outstanding.

At Town Hall, in addition to the HR Director, we welcomed a new Electrical Inspector to replace a retiring employee, and a new part-time collections clerk.

In 2012, the Town processed 64 first reports of employee injury (many of which resulted in no losses). This compares with 80 first reports processed in 2011. The Town's Joint Loss Management Committee continued to meet on a regular basis.

We are looking forward to an equally busy and productive 2013.

We extend our thanks to our wonderful volunteer, Bobbie.

Respectfully submitted,

Molly McKean, Human Resources Director

# Human Services Department

---

The Human Services Department provides financial assistance to Salem residents as defined by State Statute RSA 165. Eligibility is based on need and determined each time a formal request for assistance is made through the application process, based on guidelines adopted by the Salem Board of Selectmen. Assistance is provided through vouchers or directly to vendors for basic emergency needs such as food, fuel for heat, utilities, shelter costs, prescriptions (for life threatening conditions) and other necessities. Referrals to other resources, such as State and Federal Programs, food pantries, etc., are made before local tax dollars are utilized whenever possible.

In March of 2012, the Human Services Department information page on the Town of Salem web page at: [www.townofsalemnh.org](http://www.townofsalemnh.org) was updated to include more referral contacts, information and on line applications.

In December 2012, it was decided that the Mary Foss School would be closed and the Human Services Department should move to town hall in the space that had been previously rented to the Department of Motor Vehicles. As of February 1, 2013, our new address at Town Hall will be Salem Human Services Office, 33 Geremonty Drive, Salem NH. Our hours will continue to be Monday through Friday 8:30am-3:30pm and you may call for a General Assistance appointment at 603-890-2130.

In 2012, the Town provided direct assistance to 83 families and 210 individuals who had insufficient income due to a job loss, an injury, or disability. These Salem residents were assisted with vouchers for basic necessities such as: food, fuel, medical assistance (for the uninsured) and rent. This rental category consists of regular rent, emergency shelter costs, and eviction prevention funds and in 2012, this again increased from \$35,522 (2011) to \$40,000 through year end of 2012. Based on a total 2012 budget for Direct Assistance of \$50,200, it is estimated that the budget is fully expended.

2012 has been a very busy year in the Human Services Office with many positive things happening in terms the building of multiple community collaborations, which includes local non-profit organizations, state and municipal agencies, special service clubs, churches and caring individuals. This year with everyone working together, our office was able to assist dozens of school children who were supplied with free back packs, notebooks, and supplies for back to school, as well as donated gift cards for new school clothing.

Thanks to an extremely generous food donation from the Salem Kiwanis, we were able to assist over 40 families with a complete Thanksgiving dinner or a turkey. At Christmastime, the Salem Rotary Club donated 30 complete food baskets. We also received a very generous donation of Market Basket gift cards from the Salem Contractors Association to assist additional families through the holiday season with food. This Christmas over 700 individuals were assisted through the Salem Christmas Fund with Christmas gifts and very generous food baskets which were distributed with a large cadre of community volunteers.

## **Human Services Department**

---

AARP in conjunction with the Human Services office will once again conduct free 2013 Tax Preparation at 2 sites: The Salem Boys and Girls Club and University of Southern New Hampshire/Salem Campus. In 2012 our office signed up over 380 individuals who were able to have their taxes done for free.

We also have many anonymous donors who call us and want to assist families in Salem so we are able to create those links and the wonderful senior ladies of Greater Salem who knit hats, scarves and mittens for the Town of Salem Human Services Office to distribute. (Keep on knitting.)

Respectfully submitted,

Kathleen R. Walton, Director of Human Services

# Police Department

---

In 2012, the Salem Police Department handled an increasing number of Part A & B Crimes. These are serious criminal offenses, many of which are quite time consuming to investigate and are a huge draw on our resources. These include drug cases, arsons, felony-level thefts, and homicides to name a few, and the court appearances that result. Therefore, some areas of activity appear to have gone down as officers were tied up on the longer, more serious investigations and did not have the time to participate in more undirected patrol functions; such as officer-initiated activities like traffic stops, business checks, and to a limited degree, neighborhood patrols. Despite this, we continued to provide adequate coverage for our neighborhoods, schools and businesses. You can note this when you read that Patrol Calls for Service were about level; however, there was a significant increase in Criminal Calls - both Part A & B. The staff here is working diligently to keep up with the increasing activity levels that we are facing.

The most serious issue facing our community is the ever-increasing issue of drug offenses. These types of crimes are growing yearly and bring with them other issues such as burglary, shoplifting and theft, assault, gun-related criminal activity, and more. Illegal drugs and prescription drug abuse are having a negative impact on our young people as well. We have worked diligently to stem illegal drug crime in Salem, much of it coming up from the larger cities in Massachusetts (dealers) and from northern NH towns (buyers). The drug business also contributes to the issues of shoplifting and thefts, and the attempted sales of stolen goods at Salem pawn shops. Working with the pawn shop owners, we are trying to identify and arrest those individuals who try to sell items stolen from homes and businesses. A new computerized system is being put in place to help us become more efficient in this area. Salem PD has assisted numerous other law enforcement agencies in making arrests of those individuals who come here to fence stolen goods. Our illegal drug reduction efforts have also paid off for the town through asset forfeiture awards, which are used to purchase needed equipment for the agency at no cost to the taxpayer. However, by law, these purchases cannot be used to supplant items normally purchased via our budget process. In the past ten plus years, we have legally and judiciously used nearly a million dollars in asset forfeiture funding to purchase non-budgeted items such as specialty and staff vehicles, computers & software, training, defensive equipment, and more.

We will continue to effectively and efficiently use the resources allotted us to keep Salem a safe and inviting community. Our involvement in community events has been a bit curtailed at times due to the loss of the Community Services Unit, but we have made every effort to try to attend events whenever possible in order to maintain an open relationship with our community. In that regard, please consider participating in our 2013 Citizens Police Academy. The date of this event will be announced during the summer of 2013. Please also remember that the Crimeline of Southern NH is a great resource to help us to fight crime through your tips about criminal activity; and also provides cash rewards to tipsters upon conviction. Let's work together to keep Salem safe and our quality of life exceptional!

Respectfully submitted,

Paul T. Donovan, Chief of Police

# Police Department

## 2012 Department Statistics

---

### PATROL DIVISION

<b><u>Totals</u></b>		<b><u>Motor Vehicle Stops:</u></b>	13,773
Total Criminal Calls:	8,449	Summons Issued:	1,688
Total Non-Criminal Calls:	28,017	Warnings Issued	10,179
Total Calls for Service:	36,466		
Total Lobby Calls:	14,083	<b><u>Motor Vehicle Accidents:</u></b>	
Total Case #'s Assigned:	6,825	Reported:	1,305
		Investigated:	738

### CRIME STATISTICS

#### **Class A Offenses:**

Arson:	12	Kidnapping/Abduction:	4
Aggravated Assault:	20	Motor Vehicle Theft:	48
Simple Assault:	185	Pocket-picking:	0
Bribery:	0	Pornography/Obscene Material:	6
Burglary/Breaking and Entering:	112	Prostitution Offenses:	4
Counterfeiting/Forgery:	57	Purse Snatching:	0
Credit Card/Automated Teller Machine:	83	Receiving stolen property:	167
Destruction/Damage/Vandalism:	268	Robbery:	22
Drug/Narcotic Offenses:	648	Sexual Assault with an object:	2
Drug Paraphernalia Offenses:	0	Shoplifting/Willful Concealment:	461
Embezzlement:	0	Statutory Rape:	3
Extortion/Blackmail:	0	Thefts from buildings:	116
False Pretenses/Swindle/Confidence Games:	153	Thefts from coin-operated machines:	1
Forcible Fondling:	4	Thefts from motor vehicles:	110
Forcible Rape:	6	Theft of MV parts/Accessories:	20
Forcible Sodomy:	0	Weapons Law violations:	10
Gambling Offenses:	0	Welfare Fraud:	0
Homicides:	2	Wire Fraud:	2
Impersonation:	32		
Incest:	4	All other larceny:	245
Intimidation:	115		

# Police Department

## 2012 Department Statistics

---

### Crime Statistics (cont.)

#### **Class B Offenses:**

Bad Checks:	21	Liquor Law violations:	228
Curfew/Loitering/Vagrancy:	8	Peeping Tom:	1
Disorderly Conduct:	158	Runaway:	2
Driving under the Influence:	277	Trespass of real property:	38
Drunkenness:	85		
Family Offenses, non-violent:	35	All other offenses:	1,551

**TOTAL A & B CRIMES** 5,327

**TOTAL ARRESTS** 2,167

Adult 2,002

Juvenile 165

### ADMINISTRATIVE STATISTICS

Alarm Permits:	167	Pawn Slips:	35,894
Arraignments:	1,891	PC Hearings:	473
Discovery Packets:	353	Pistol Permits:	253
Grand Jury Indictments:	173	Record Checks:	378
Insurance Requests:	1,600	Subpoenas:	822
Parking Tickets:	348	Trials:	721

### TOTAL STATISTICS

**Total Calls for Service:** 36,466

**Dispatch Lobby Calls:** 14,083

**Administrative Statistics:** 43,073

**2012 TOTAL STATISTICS:** 93,622

# Public Works Department

---

The Public Works Department consists of two divisions, the Highway and the Utilities Division. The two divisions in DPW are broken down into the various sections each responsible for their perspective responsibilities. The following are the sections along with some of their duties and responsibilities. The goal of the DPW is to provide services to our community that is cost conscious without sacrificing quality and safety.

## Highway Division

**Streets and Shops** is responsible for the maintenance and upkeep of 375 lane miles of paved roads and 30 lane miles of unpaved roads. In addition to the roads, the DPW maintains the 31 miles of sidewalk. Maintenance of the roads and sidewalks include, snow removal, storm water culverts and catch basins, street signage, striping and sweeping and patching.

**Parks and Properties** oversees the operations and upkeep of four cemeteries and the majority of Town owned buildings and land. Daily activities range from accommodating burials to cutting grass and maintaining Town buildings both inside and out including Winter maintenance.

**Fleet** is responsible for the preventive maintenance and upkeep of 95 assorted pieces of equipment including trucks, heavy equipment, cars and specialty seasonal equipment that support both the Highway and Utilities Divisions both Summer and Winter..

**Solid Waste Operations** otherwise known as the Transfer Station handles accepting residential waste, recycling and hauling and disposal of it.

## Utilities Division

**Treatment** provides SAFE drinking water to residential and business customers. The Water Treatment Plant complies with all State and Federal Drinking Water standards. The Utility Division provides support for water and wastewater services for the community. Water supply is critical to the health and well-being of our community.

**Distribution** is responsible for many miles of pipeline and hydrants with both upkeep and routine maintenance as daily chores. This section is also responsible for the inspection of all new water line installation both public and private in town.

**Meter** section is responsible for the proper upkeep and maintenance including the reading of all residential and commercial meters of our customers. Repairs of our older meters will soon become less of a maintenance issue as we are in the third year of our automated replacement program. Backflow prevention devices both commercial and residential are inspected annually for all compliance issues.

**Sewer** section is responsible for many miles of underground pipeline along with all structures associated with our sewer system. Maintenance of our sewer lift stations is continuous preventative maintenance along with their day to day operation and upkeep.

# Public Works Department

---

The **Department of Public Works** and the **Utilities Division** encourage our residents to contact us regarding any questions or concerns that they may have. Our office hours are 7:00 AM to 3:30 PM, Monday through Friday. You may contact the **Highway Division** at 890-2150 or the **Utilities Division** at 890-2171. If you should have an emergency after office hours please call the Salem Fire Department (Business line) at 890-2200.

Respectfully submitted,

Rick Russell, Director of Public Works



# Recreation Department

---

The Recreation Department continued to offer quality programs and opportunities to residents living in and around Salem in 2012. In addition to offering programs, continued improvements to recreation facilities in the Town have provided resources so residents do not have to travel, to enjoy various recreation pursuits.

The first program the Department offers each year is the ski and snowboard program to Pat's Peak. This program remains a popular program with tweens and teens in Salem. Other programs offered during the winter of 2012 included Karate, skating opportunities at the Icenter, a Jr. Olympic basketball program, and new this year was an Old School PE program. Programs offered in the spring included a babysitter's course, another round of Old School PE, Karate, First aid and CPR classes. In addition to these programs, we also held a Field of Dreams clean up day, our annual fishing derby, and a playground surfacing project to put the safety material under the new play equipment at Hedgehog Park. Another special event we offered this spring was an Earth Day Expo at the High School. This provided local businesses that conduct earth friendly practices an opportunity to show off their efforts to create a more "green" Salem.

Summer offerings from the Recreation Department included our summer fun programs at the Haigh and Woodbury Schools. We also offered Hershey Track and Field, a Karate program, our Family Fun Day at Hedgehog was rained out, tennis lessons, sport camps, CPR/AED and First Aid trainings, and assisted in throwing a 20<sup>th</sup> Anniversary Celebration for the Field of Dreams. We also had a very successful July 4<sup>th</sup> festivities with fireworks on July 5<sup>th</sup> do to the weather. Programs offered this fall included the Palmer School Pre-Kindergarten class, Music Workshops, Babysitter's course, and our annual Halloween Party.

Facility improvements in 2012 included the opening of a new play structure at Hedgehog Park the week before the Fishing Derby. We also finished work on the Palmer Field and began using this facility in the spring. We also applied and received a grant from Home Depot the end of 2012 and will have 40 new picnic tables around the parks for 2013.

The Recreation Department would be unable to do what it does if it weren't for the help of its many volunteers, businesses, and dedicated employees. Throughout the year, we received help from the Lions, Rotary, the High School Key Club and Student Senate, Great Bay Community College Students and Staff, Special Olympics New Hampshire, the Recreation Advisory Committee, and dozens of individuals for various events. I would also like to thank our summer staff inclusive of our lifeguards at Hedgehog and counselors from the Haigh and Woodbury programs. Many businesses and non-profits also assist the Recreation Department throughout the year with sponsorships and donations to make programs more affordable. We appreciate your help. Our department runs one of the largest Special Olympic programs. This would not be possible if it weren't for those dedicated coaches and volunteers. Last, but certainly not least, thank you to Jeanine Bannon for all of her hard work, dedication, and friendly attitude.

Respectfully submitted,

Chris Dillon, Recreation Director

# Salem Community Television

---

Salem Community Television began in 1971 with an agreement between Salem Cable TV and the Town of Salem. In the 1980's, a second channel was added to play Government and Public Access programming. In 2005, The Salem Government Channel was created and is dedicated to air live and taped coverage of Salem meetings. In 2013, SCTV celebrates its 42nd year of serving the Salem Community. The main office is located at the High School Media Center, 44 Geremonty Drive in Salem and our telephone number is 603-893-7069 x5118. Staff members include: Tom Giarrosso - Executive Director, Judy Day, Susan McLoughlin, Larry Seaman, and Aaron Shamshoyan.

SCTV shares community media center space with Salem's Learning Channel (SLC6) and students enrolled in vocational television broadcast courses at Salem High School. The shared facilities provide cost effective means and the support necessary for community members to express themselves through the production and distribution of television programs.

All Salem residents and employees of Salem located organizations are eligible for training utilizing SCTV equipment and services for non-commercial programming. SCTV is committed to the idea that community and public access programming should serve the greater Salem community. The public is invited to participate in the creation of these programs.

The Mission of Salem Community Television is to use cable television's unique capabilities to address the communications needs of individuals and organizations in Salem; to provide training and resources to make use of this communication medium; to increase access to the educational, cultural, political, municipal, and human service resources of the Town; to strengthen the ability of Town organizations to serve residents by distributing information to the community; and to provide local television programs and opportunities to create programming for residents of Salem.

In 2009, Town Meeting established a Revolving Fund under RSA 31:95-h for the purpose of providing public, educational, and governmental programming (PEG) and designated 100 percent of the revenue from cable franchise fees be used in support of the stations. This completed a 3-year transition to integrate SCTV into of the Town of Salem.

SCTV also coordinates several web sites including [sctv17.com](http://sctv17.com), [sgc23.com](http://sgc23.com), [salemchristmas.com](http://salemchristmas.com), [salemondemand.com](http://salemondemand.com), and [salemnhhistory.com](http://salemnhhistory.com) in conjunction with the Salem Historical Society and Salem Media Services. Over 1,500 programs are available as Video On Demand from your internet browser, including local shows and government meetings since 2006. The channels are also available to view as a live remote video stream over the internet, so Salem meetings can be seen live with an internet connection. School Board meetings and other educational programming can be found on [ssdtv6.com](http://ssdtv6.com).

Respectfully submitted,

Tom Giarrosso, Executive Director

# Senior Services Department

---

The mission of Salem Senior Services is to assist the Town of Salem's Senior Citizens in maintaining self-sufficiency in their homes; acquaint them with local, county, state and federal programs; increase their opportunities to interact in the community; and provide them with a center which fosters mental, physical, social and nutritional well-being in a wholesome environment.

A great deal of this is accomplished at and through the existence of the Russell & Roberta Ingram Senior Center. The Center, located at 1 Sally Sweet's Way (off Veteran's Memorial Parkway), is open Monday through Thursday from 8:30 a.m. to 4:30 p.m., Fridays 8:30 a.m. to 3:30 p.m. for community residents 60 years of age and older. Seniors can drop in any time just for coffee and conversation or partake in any of our more than **180** structured activities, programs and services. Please visit our website (<http://townofsalem.org/departments/senior-services.html>) for a complete listing. We're sure you'll be surprised and delighted at the vast array of offerings.

In 2012, our number of active participants continued to climb! We processed a record 308 new registrations, bringing our grand total to 2,430 participants. Interesting note: 48% of those new registrations were of folks in their 60's, 36% in their 70's, 13% in their 80's, and 3% in their 90's. We added another nine new programs or services to our immense selection of programming: two Pilates classes, a dental clinic, a diabetic shoe clinic, basic photography classes, a Double Dominoes group, two more monthly Reiki clinics, and a few Friday Night Dances.

A major force in helping us provide all this is our 187 volunteers, giving nearly 13,000 hours. No organization is successful without the gift of volunteers who come in and help with any task you ask of them, no matter how large or small. Our long list of angels is too numerous to list here, but you know who you are and please accept our heartfelt gratitude for all you do.

We greatly appreciate the altruistic attitude of so many who give so deeply to support our program, along with our sincere thanks to the Salem Council on Aging for all their help. Together they raised nearly \$90,000 this year! Please be sure to also read the Council on Aging's report elsewhere in this book.

Special recognition needs to be given for the efforts and generosity of Salem's Fire Association to treat more than 350 Seniors to their 26th annual Holiday Luncheon.

Harry Garabedian still presides over Salem's Boston Post Cane. A lifelong resident of Salem, he celebrated his 101<sup>th</sup> birthday on December 15<sup>th</sup>!

I find the people, work and opportunities connected to this position both exciting and rewarding. I greatly appreciate my dedicated team of staff. I thank and commend Karen Bryant, Hector Rivera, and Wendy Peters for their continued high level of professionalism and enthusiasm.

Last, but certainly not least, we want to thank all of the Seniors who have been so gracious and giving. We greatly appreciate your support and ideas. We look forward to delivering the quality services and programming our Seniors desire and deserve in the coming year.

Respectfully submitted,

Patti Drelick, Director of Senior Services

# Tax Collector

---

The office of the Tax Collector is responsible for collecting revenue for property, yield, and current use taxes; Town utility fees and all permits and fees issued by other Town departments. There are other major departmental responsibilities which include responding to inquiries from banks, mortgage companies, attorney's offices and the general public. All of these transactions are handled in a courteous and timely manner.

The collection clerks work under the supervision and direction of both the Tax Collector and Town Clerk. They are trained to register motor vehicles, accept payments for property tax bills, water and sewer bills, recreation fees, building permits and other miscellaneous payments. In January we said good-bye to Diane Harty because of departmental re-organizations. I wish to thank full-time clerks Jacqueline Delaney and Jillian Skene (who joined us from the assessing department in January); along with part-time clerks Christine Wholley and Kate DeLaCruz (who we welcomed to the department in June) for their hard work and dedication to serving the public which helps to make the collections department a success.

I would also like to express my sincere thanks and appreciation to Deputy Tax Collector Donna Bergeron for her dependability, enthusiasm and accuracy in our record keeping.

Respectfully submitted,

Cheryl-Ann Bolouk, CTC  
Tax Collector

# Town Clerk

---

The total gross revenue for the Town Clerk's office in 2012 was \$4,744,887.00. This was an increase of about \$195,098.00 in revenue.

In May of 2012 the collection clerk's were trained to be Municipal Agents. This means when registering a motor vehicle, we can process both the Town and State portion for an additional \$3.00 agent fee per transaction. The Town Clerk's office also offers motor vehicle renewals on line (E-Reg) and dog renewals on line.

Clerks from both the Town Clerk's office and the Tax office are cross trained to perform most of the functions of both offices. The clerk's register and title motor vehicles, issue plates, license dogs, sell landfill permits, accept payments for property tax bills, water and sewer bills, recreation fees, building permits and other miscellaneous collections. This "one stop shopping" has worked very well for both the clerks and for the residents of Salem.

The full time clerks in this office are Jacqueline Delaney and Jillian Skene. Christine Wholley and Kate Delacruz are our part time clerks. Kate was hired in June 2012. I would like to thank all the clerks for their dedication and hard work making the Collections Department a success; they are all assets to the Town of Salem. These clerks work under the supervision and direction of both the Town Clerk and the Tax Collector.

Christina Fleury is the Deputy Town Clerk. Christina and I continue to perform all other functions of the Town Clerk which include marriage licenses, vital statistics, town records, voter registration applications and information, elections, UCC terminations, State liens and attachments, dredge and fill applications, pole permits, Article of Agreement (non-profit filings), oaths of office and Sheriff's writs. We also are available to help in the collections department when needed and continue to do the book-keeping duties of the Town Clerk's office, which maintains an accounting of its own revenue.

There were 24 resident marriages, 126 resident deaths and 33 resident births which took place in NH in 2012. We have no record of any out of state vital events.

Respectfully submitted,

Susan Wall, Town Clerk

## Town Clerk – Receipts and Vital Statistics

---

### RECEIPTS - 2012

Automobile Tax Permits 2012(35,050)	\$4,564,628.00
Title Fees	12,602.00
Municipal Agent Fee	57,162.00
Marriage License Fees*	18,765.00
Certified Copy Fees**	39,413.00
Dog License Fees*** 2012 (3,834)	24,033.00
Elections	933.00
Uniform Commercial Code & Other Liens	5,985.00
Collection Fees	1,154.00
Filing Fees	54.00
Recording Fees	58.00
Legal Fees - Dogs	20,100.00
Gross Receipts Remitted to the Treasurer	\$4,744,887.00
*Less Remittance to State of NH for Marriage License Fees	- 15,846.00
**Less Remittance to State of NH for Certified Copy Fees (1,372 copies @ \$11.00 ea. = \$ 15,092.00 (1,858 copies @ \$ 7.00 ea. = \$ 13,006.00	- 28,098.00
***Less Remittance to State of NH for Dog License Fees (3,834) Licenses @ .50 ea. - \$ 1,917.00	- 1,917.00
***Less Remittance to State of NH for Animal Population Control Fees (3,411) Licenses @ \$2.00 ea - \$ 6,822.00	- 6,822.00
Net Revenue to the Town	\$4,692,204.00

### VITAL STATISTICS –2012

#### MARRIAGES

Salem Residents -- Married in NH	24
----------------------------------	----

#### BIRTHS

Resident Births -- Born in NH	33
-------------------------------	----

#### DEATHS

Salem Residents -- Died in NH	126
-------------------------------	-----

Susan M Wall  
Town Clerk, Salem NH

Boards, Committees,  
and  
Commissions







# Budget Committee

---

In 2012 the Salem Municipal Budget Committee lost two members – Jim Ribaudo ended his term of service choosing not to seek re-election and Everett McBride (filling a one year appointment) reclaimed his seat on the Board of Selectmen. I want to thank Jim and Everett for their service to Salem. Bob Bryant and Dane Hoover were elected to fill the two open positions.

The Selectmen presented a very lean budget, however it represented an increase in the General fund of approximately 6.5% over 2012. This increase was dominated by retirement costs and health insurance increases. The NH Retirement System remains woefully underfunded and Salem was forced by the State to increase the amount it contributes. The Town will also see significant increases in health insurance due to some extreme events during the past year. To offset these increases, the Selectmen expect an increase in revenues for 2013. Given the lean budget presented by the Board of Selectmen, the Budget Committee made very few adjustments to the Town Budget and approved a budget that will present a nearly flat impact on tax rates.

The School District budget was more stable. Health insurance rates actually declined while Retirement and Workers Compensation increased. Also, maintenance was significantly increased this year due to the extreme age of many of our schools. In total, the School Board managed to present a budget with a modest increase of 2.3% in the general fund. The Budget Committee found few areas where this budget could be reduced. The Budget Committee also recommended two School District Warrant Articles for elementary school renovations.

Unfortunately, the Budget Committee lost one of its members due to resignation near the end of the budget season. Member at Large, Patrick McDougall resigned during the year. Thank you Patrick for your time served.

The Budget Committee would like to thank the Salem School Board, the Board of Selectmen, Superintendent of Schools, Town Manager and all the various department heads for their assistance with the budgetary process. We encourage comments from the public. Please remember that before we take final votes, we have a public hearing where you can share your thoughts and ideas with us.

Respectfully submitted,

Russell Frydryck, Chair

# Conservation Commission

---

In 2012, the Salem Conservation Commission conducted 13 meetings with 15 major agenda items. This was up from 2011. Projects reviewed by the Commission included the Providence Road bridge, Bluff Street bridge, and the Pond Street. culvert replacement and drainage improvements The Commission was very active with a full commission plus 2 alternates.

In 2012, the Conservation Commission continued its efforts to improve the Salem Town Forest. Commission members spent many hours clearing and cleaning all trails. Upgrades to Trail A continued with the addition of a culvert and some stonework for better drainage. This project and the cleanup of 114 Lawrence Road were completed in April by Comcast as part of their Day of Caring where over 70 volunteers devoted their time and energy. Eastern Mountain Sports also continues to donate their time to come out to do trail maintenance to help keep up the forest. The Forest sustained tree damage from the Winter of 2011/2012 and Hurricane Sandy, but all trails remained open throughout 2012 and their use by the public is increasing yearly. We encourage everyone in town to visit the Town Forest.

In 2012, the Conservation Commission continued the work on the community gardens at the Hawkins Farm property on Town Farm Road. The Commission has expanded the community gardens to 24 plots located on the property. Salem residents have the opportunity to grow vegetables that benefit their families and local organizations. The Peters family had another successful harvest of corn on the property and the trail that meanders around the property gives local residents a great place to walk. We also completed the sale of the house on the Hawkins property. I would like to thank the Blondins, especially Joan, for their work in the community gardens.

In 2012 Chris Kane completed phases 1 and 2 of his monitoring the Town's conservation easements. This process will continue throughout 2013.

In an effort to protect floodplains and Prime Wetlands and increase flood storage, the Commission has purchased a conservation easement off Briar and Martin Avenues. This parcel is approximately 16 acres. The Commission is committed to protecting such lands in the Town of Salem. The Conservation Commission received a conservation easement of 8.8 acres on Lowell Road as part of the Meadows subdivision.

In 2012 a parcel of town owned land at 114 Lawrence Road was turned into the Bill Valentine Memorial Park by Eagle Scout Brian Piccarello. Eagle Scout projects are a welcome benefit to the Commission and the community.

In closing, the Commission would like to thank all the voters and taxpayers for their support in 2012. We thank Ross Moldoff, Sue Strugnell, and Judy Day for their support. I personally would like to thank all the members of the Commission for their dedication month after month volunteering their time and talent to make Salem a better community.

Respectfully submitted,

William A. Dumont, Chair

# Council on Aging

---

The Salem Council on Aging (COA) consists of seven Salem residents appointed by the Board of Selectmen. Their mission is to help insure Salem provides its older residents with the opportunity to maintain self-sufficiency in their homes; acquaint them with local, county, state and federal programs; increase their opportunities to interact in the community; and provide them with a center which fosters mental, physical, social and nutritional well-being in a wholesome environment.

We extend our tremendous appreciation to Gerri Beck and Simone Sommers, who stepped down this year after years of outstanding service and dedication to the Council. We welcomed Carol Gray and David Thompson as new member to the Council.

2012 was a very busy and exciting year for the Council. We want to thank ALL who have helped us in our fundraising efforts. We continue to actively fundraise, solicit donations and seek grants, resulting in more than \$89,175 in 2012. We continued our commitment to volunteering our time as a designated charity for the Texas Hold'em events at Rockingham Park. This effort raised \$65,634. As in the past, the 'Off Broadway Thrift and Gift Shop' continues to be a huge contributor to this fund, bringing in \$16,336 this year. Other major contributions include the donation of \$2,732 from Salem Seniors Bingo, \$747 from the 45's Card Group, \$320 from the Poker Group and \$336 from the lobby donation box. More than 60 other individuals gave very generous donations, such as memorials in memory of a loved one or in appreciation of the good times and services they receive at our center, totaling \$3,070.

We expended more than \$19,500 to help enhance and supplement the facility, programs and services offered by Salem Senior Services. Some of our major expenditures included the Volunteer Appreciation event, valances for stage curtains for the Multipurpose Room, a coffee vending machine along with subsidizing every cup of coffee purchased, annual support contract with myseniorcenter.com, awards for the Tournament Challenges held during the annual Anniversary Celebration event, entertainment events, and several miscellaneous repairs, supplies and enhancements to the Ingram Senior Center building.

Salem Senior Services continues to grow and by year-end had more than 2,430 seniors regularly participating in programs and activities. Please drop in and check us out when you're in the neighborhood!

Respectfully submitted,

Russell Ingram, Chair

# Historic District Commission

---

During the Town meeting of February 15, 1906, the townspeople voted by request to raise the sum of \$1,000 for the building of hose house #2 for the Salem Village Hose Company and also to select a committee to carry the same into effect. Town Meeting on February 15, 1907, brought forth a vote by request to raise the sum of \$800 to purchase a combination hose and chemicals for the Salem Hose Co. #2.

Hose house #2 was a branch of the Salem Fire Department and the Salem Police Department. It served as a firehouse and a lock-up. This building was constructed on the foundation of the Old Fosdick house which was built in the early 1800's and burned down 15-20 years prior to the hose house. This dwelling has also been used for boy scout meetings, a library, a school house, a museum and the storage of records and equipment for the town. The hose house was placed on the National Register on April 18, 2011. It was deemed appropriate to be incorporated as one of the buildings to be included in the tours of the Historic district.

In 2012, a committee was formed, with the towns blessing, to address the issues of the deterioration of the structure and its restoration. This committee has been very dedicated to fundraising and through their efforts the following has been accomplished:

- Windows have been replaced
- New screens
- Roof was stabilized and re-shingled
- Bell tower installed
- Flag pole repaired
- Foundation pointed as well as repairing the surrounding walls
- Painting the exterior
- Removal of potential damaging branches and trees.

Currently there are estimates out for the replacement of the wooden doors to replicate the originals. The work inside the building will hopefully begin in the spring, once again through fundraising efforts and donations. It is anticipated that this project will be completed by the end of the year. There has been no tax dollars used in the restoration of the Hose house.

We will gladly accept any donations of memorabilia or stories to place in the museum at Hose house #2. This structure is a town treasure and we are happy it will be preserved for years to come, for all to enjoy.

Respectfully submitted,

Beverly Glynn, Chair

# Salem Housing Authority

## *Local Need for Housing Assistance Continues*

---

Since the opening of the first public housing property in 1977, the Housing Authority (SHA) has housed hundreds of low-income elderly and/or disabled persons/families and has processed thousands of housing applications.

Presently, the SHA operates two housing programs in Salem – public housing for persons age 62 or older, or disabled; and a low-income housing tax credit program for persons 62 or older. Both programs offer affordable rental units (158 public housing and 24 tax credit). The public housing units are subsidized through the US Department of Housing and Urban Development (HUD) and accordingly, are operated in compliance with HUD regulations. The tax credit property (Downing Way) is not subsidized and must be operated in accordance with specific and complex IRS regulations. We currently maintain waiting lists for both programs.

In addition to rental income, the SHA relies heavily on federal subsidy to operate the public housing program. Due to significant cuts at the federal level, it was necessary for the SHA to draw from operating reserves to maintain operations throughout calendar year 2012. At this time, funding for 2013 remains an uncertainty. The SHA receives no funding or financial support from the Town or the State as our agency is a separate municipal entity.

Several modernization projects at our public housing properties were completed in 2012, including: exterior trim repair work at Telfer Circle; boiler replacement and repaving at Hilda Place; and a complete re-keying of the Millville Arms buildings and apartments. These projects were completed through the use of operating monies and HUD Capital Fund grants.

In 2012, the SHA was part of a State-wide effort to educate and inform our communities about the role of housing authorities in New Hampshire, an overview of the diverse programs offered, and how our agencies and our program participants contribute to our communities and the economy. We welcome local community members to visit our website and view the brief and informative video created by the New Hampshire Housing Authorities Corporation of which SHA is a member.

Respectfully submitted,

### Board of Commissioners

Frank Grzasko, Chair

Virginia E. Consoli, Vice-Chair

Georgette Smith

Kenneth Akerley

Angela Falcone, Resident

Diane E. Kierstead, Executive Director

# Kelley Library Trustees

---

Acting as the governing body of your public library, The Kelley Library Board of Trustees is honored to serve our community. It is a pleasure to work with my fellow trustees, Kate Norton and Annette Cooke as well as Kelley Library Director Alison Baker, Kelley Library Assistant Director, Michele Garneau and the fabulous library staff. Their efforts are truly appreciated by the Trustees as well as the citizens of Salem, New Hampshire.

In 2012, Kelley Library reduced its annual operating budget by 10%, a request of the Town of Salem. This was made possible with thoughtful consideration and care. To fulfill the request, we faced significant cuts in all aspects of the Library – inclusive of hours of operation, library materials and staffing. Ultimately, two positions were unfunded and library hours were reduced for Monday and Tuesday evenings and Saturday afternoons.

Two members of the staff left the employ of Kelley Library for fresh adventures. Four part time employees will replace them in continuing to provide great service to the community. We wish them success in their Kelley Library profession.

The Kelley Library continues to maintain, and when applicable and appropriate, to upgrade its facility. The new roof which the citizens of Salem supported in 2011 has lead to significant savings in heating and cooling costs. We were also able to replace a broken air conditioning unit which is more efficient –and quieter - than the previous one. The Wi-Fi service offered by Kelley Library was strengthened and expanded making it possible for patrons to use their own devices (tablets, laptops and phones) to access the internet anywhere in the building and on the grounds.

Kelley Library has seen a significant increase in use of the state-wide downloadable e-book service, which is a service offered by our library consortium, Greater Manchester Inter Library Consortium (GMILCS). GMILCS, Inc. is a nonprofit consortium of public and academic libraries in New Hampshire, serving the libraries of Amherst, Bedford, Derry, Goffstown, Hooksett, Manchester, Merrimack, Milford, Salem, Windham, New England College and the New Hampshire Institute of Art. In early 2013, GMILCS will offer a new, more user-friendly downloadable e-book program. The program will allow library users to download and read e-books on multiple devices that include phones, tablets, Ipods and Ipads, Nooks, Kindles and other e-readers.

The Trustees would like to thank Salem Kiwanis Club for its support of our Summer Reading Program. Their generosity enables our young readers to remain engaged over the summer with stories that challenge their imagination. In all, 380 children participated. The Trustees and Staff of Kelley Library would also like to thank the following businesses and town departments for their participation in the reading program: The Chocolate Moose, Canobie Lake Park, Victorian Park, Salem Town Manager's office, Salem Department of Public Works, Salem Water Treatment Plant, Salem Fire Department, Salem Senior Center, Salem Recreation Department, Salem Farmers' Market, Salem Historical Museum, Salem District Court and Salem Animal Rescue League.

## **Kelley Library Trustees**

---

The Kelley Library is proud to serve the citizens of Salem as a multipurpose, public service institution providing access to informational, educational, cultural and recreational areas of interest. The people of Salem are fortunate to have access to one of the finest public libraries in the State of New Hampshire. And we Trustees are committed to ensuring its sustained success.

Respectfully submitted,

Martha Breen, Chair

# Kelley Library Director

---

Kelley Library is still Salem's library, but it sure isn't the same old library you may remember. We invite you to come and see for yourself what's new at **your** local library.

- The Kelley Library's webpage saw a big upgrade, to provide a better entry to the many services the Library offers remotely. You can now sign up for a card, book a museum pass, and request a movie, book or music cd. You can download ebooks to any device, renew your books, check our calendar for events. We have expanded our resources to include DearReader that offers suggestions for new titles to read, BrainFuse which is an online tutoring product for K-12, Mango to learn foreign languages, Ancestry and Heritage Quest to research your family history, Auto Repair for detailed instructions on repairing any make or model car, Learning Express to practice standardized tests of all kinds, JobNow that offers job search assistance. These are just a sampling of the resources you can use wherever you access the internet – home, office, on vacation or visiting friends. All you need is your library card, the internet and the Library's webpage: [www.kelleylibrary.org](http://www.kelleylibrary.org).
- Summer Reading was totally new and different in 2012. Children received cards resembling Bingo Cards that were full of activities, challenges and scavenger hunts to lead children to trying new kinds of books, and to explore their community as well. Kids visited the Fire Department, DPW, the Water Treatment Plant, the Senior Center, the Courthouse, and Town Hall. They attended activities at the Field of Dreams and went swimming at Hedgehog Pond. They discovered the Veterans Markers throughout Salem. They found things in the library that they had never noticed before. They used their creativity to make book jackets, imagine themselves as adults, and write poems. And of course, they read a lot of books.
- The Children's Room also saw some big changes in 2012. The entire room was flipped, moving the preschool area over to the windows overlooking the Marsh. The play area was enlarged, with a colorful area rug added, provided by donations to the children's room. Additionally, educational and creativity toys were added, including blocks, puzzles, and multicultural doll families. Science exploration kits for families to share while at the library were added for preschool and school aged children. The other side of the room focuses on elementary school aged books, displayed on new shelving provided by the Library Board of Trustees. Donations of comfortable seating enhanced the room, and new tables and chairs were purchased to replace the old, damaged furnishings.
- Programming at the Library, an important avenue of lifelong learning, continues with a wide variety of offerings, from local theater, to music, to hands on learning. We added the Salem New Hampshire Science Fiction and Fantasy Book Group and a Civil War Book Group in observance of the 150<sup>th</sup> anniversary of the Civil War. Planned as a limited program of 4 months, it will now continue another 4 months in 2013.

Respectfully submitted,

Alison Baker, Director  
Salem Kelley Library



**2012 KELLEY LIBRARY STATISTICS**  
*Dedicated to serving you*

---

**ADULT CIRCULATION:**

Books, Magazines, and Paperbacks	89,282
Books on tape and CD, Music CDs, and Electronic Media	23,655
Video Cassettes and DVDs	46,648
Museum Passes	810
Downloadable audio books	1,878
Downloadable eBooks	4,340
Interlibrary loans from GMILCS libraries	15,306
<b>ADULT TOTAL:</b>	<b>181,919</b>

**CHILDREN'S CIRCULATION:**

Books, Magazines, and Paperbacks	73,107
Books on tape and CD, Music CDs, and Electronic Media	
Video Cassettes and DVDs	18,736
<b>CHILDREN'S TOTAL:</b>	<b>91,843</b>

**Grand Total**      **273,762**

**OTHER ACTIVITIES AND SERVICES:**

26,356	Reserve Requests Placed
21,036	Reserve Requests Processed
1,455	Inter-Library Loans Processed, other than Gmilcs Libraries
1,232	Adult and Children's Library Cards Issued (Total of 17,408 registered patrons)
2,262	Story Hour Attendance at 92 Story Hours (for ages 9 mos. - 6)
1,232	Program Attendance at 83 other Children's Programs
74	Field Trip Attendance at 3 Field Trips to Library
120	Program Attendance at 20 Teen Programs
895	Program Attendance at 137 Programs for Adults
477	Meeting room usages by Salem Non-Profit Organizations
18,912	Computer Bookings (10 public computers)

**MATERIALS ADDED:**

6,022	Books (including paperbacks)
1,981	Books on tape and CD, Music CDs, Electronic Media, Video Cassettes, DVDs, and Microfilm reels
8,003	Total Library Materials Added

12,577	Total Library Materials Withdrawn (damaged, worn out, outdated)
--------	---

**COLLECTIONS: As of December 31, 2012 the library offered:**

84976	Books: hard and soft cover, large print, reference
237	Current Magazine and Newspaper Subscriptions in hard copy, plus access to nearly 11,118 subscriptions online
4393	Music CDs and other Electronic media
17401	Downloadable ebooks and audiobooks accessible by cardholders
3232	Books on Tape and CD
8108	Video Cassettes and DVDs
14	Museum passes
20	Online research databases

# Museum Committee

---

The Salem Historical Museum consists of three buildings located in the Salem Center Historic District: the Old Town Hall (built 1738), Alice Hall Memorial Library (built 1861), and Schoolhouse #5 (built 1873). Historical objects and displays relating to Salem's past are on display in the Old Town Hall, and the other two buildings are restored to the way they once were when they served as the town's public library and one-room schoolhouse. Additionally, the Salem Depot Station restoration project has been completed and a historical exhibit is periodically open to the public. Finally, a project is under way to restore the Hose House 2 building at Salem Center and open it as part of the museum complex.

The Salem Museum is open to the public April through October on Mondays from 2:00 to 5:00 p.m. and by appointment. School classes, youth groups, and other clubs and organizations are invited to visit any time of the year. The Museum depends on volunteers to give tours to visitors, help to build exhibits, and answer research requests. We are always looking for additional help – knowledge of Salem's history is not required, just a willingness to learn!

Anyone interested in learning more about the history of Salem is encouraged to get involved by volunteering during museum hours and attending meetings of the Salem Historical Society on the second Tuesday of each month in the museum's meeting room. The Historical Society features interesting lectures on topics related to the history of Salem and New England. Following is the schedule of meeting topics in 2013. All programs start at 7:00 p.m. and are free and open to the public.

- March 12            **Olde Time Schools**, presented by Dave Downs
- April 9            **Ella Fitzgerald**, portrayed by Nanette Perrotte
- May 14            **Civil War Letters**, presented by Roberta Pevear
- June 11            **Queen Victoria**, presented by Sally Mummey
- July 9            Field Trip (TBA)
- August 13        **Teddy Roosevelt's Nobel Prize: NH and the Portsmouth Peace Treaty**,  
presented by Charles Doleac
- September 13    **Manchester: the City that Wouldn't Die**, presented by Aurore Eaton
- October 8        **The Other Side of the Midnight Ride: A Visit with Rachel Revere**,  
presented by Joan Gattorna
- November 12    **Welcome Home New Hampshire": Songs and Stories of NH**,  
presented by Don Watson

In 2012, we remembered Ernest Mack who passed away in October. Ernest was a former member of the Museum Committee and a long-time Museum volunteer. He shared his love of history, and particularly Salem's history, with everyone he met and he will be greatly missed.

The Museum Committee greatly appreciates the continued support of the Salem Historical Society and the group of Monday afternoon volunteers who faithfully manage the museum's collection and give tours. Through your dedication and countless hours of volunteer work, the people of Salem are able to enjoy this great community resource.

Respectfully submitted,

Jeffrey Barraclough, Chair

# Planning Board

---

It is my honor to report to you a summary of the Salem Planning Board's activities in 2012. During the past year, the Board focused on three key initiatives, including an update of the Sidewalk Master Plan, adoption of the Route 28 Bicycle-Pedestrian Corridor Plan, and adoption of re-organized versions of the Town's Subdivision and Site Plan regulations. The Board held numerous work-sessions and public hearings on these initiatives. Special thanks to Board member Linda Harvey for preparing the Sidewalk Master Plan and the Subdivision and Site Plan re-organizations. Changes to the Site Plan Regulations simplified the application and approval process for very small site plan modifications. The Planning Board also proposed four zoning ordinance revisions for the 2013 ballot.

In terms of development activity, 2012 brought an increase in projects, especially re-use of existing commercial buildings. Major projects included redevelopment of the former Granite State Potato Chip Factory on North Broadway for Dunkin Donuts, the former Circuit City/Rockingham Woodcraft site on South Broadway for Rockingham Toyota-Honda, the former Digital/Cisco building on Northeastern Boulevard for multiple office and industrial tenants, and the former Craftmania site on Willow Street for Tuscan Market. Other projects included a new amusement ride at Canobie Lake Park, a storage building at Burlington Self-Storage on North Broadway, a used car dealership on North Broadway, and the Krishna Hindu Temple on Lowell Road.

Major developments have provided opportunities for improving the appearance of development in the commercial corridors and for improving the flow of traffic. Developers have been cooperative to that end with noticeable results.

Residential development consisted primarily of infill of small vacant areas and one Workforce Housing development on Braemoor Woods Road. The Board recognizes the possibility of substantial development in the Depot area if the state approves gaming.

The Planning Board held 23 regular meetings and considered 85 agenda items throughout the year.

I thank all of the Board members and Town staff for their dedication and work during 2012.

Respectfully submitted,

Robert Campbell, Chair

## **Major Projects Approved by Planning Board in 2012**

<b><u>Applicant</u></b>	<b><u>Project</u></b>	<b><u>Location</u></b>	<b><u>Map and Lot</u></b>
BSS Properties	30,000 sf mini-storage bldg	North Broadway	72-3283
Caffeine Café	35 seat (1150 sf) coffee shop (change of use)	South Broadway	136-367
Alex Donuts	5400 sf restaurant/retail store	North Broadway	81-3129
EIP	revised site plan	Northeastern Boulevard	88-7501
Tuscan Kitchen	revised site plan	Main Street	89-1147
Rockingham Toyota	60,000 sf car dealership	South Broadway	143-192
Familia El Shaddai	6500 sf church (change of use)	Stiles Road	105-10008
Taurus So. Broadway	15,000 sf charter school (change of use)	South Broadway	144-202
41 Butler St. LLC	3 lot subdivision	Butler Street	120-8116
1378 Realty	3500 sf car dealership	North Broadway	81-3108
23 Keewaydin	49,000 sf office building	Keewaydin Drive	106-7853
Swiniarski	5 lot subdivision	Lowell Road	124-8669
L Corporation	landscaping business	Lawrence Road	92-1573
Linear Retail	40 seat (2000 sf) froz yog café (change use)	South Broadway	151-181
Canobie Lake Park	new amusement ride (Equinox)	North Policy Street	70-3608
LFP	5700 sf retail store (change of use)	Main Street	90-1067
IJS Cigar	40 seat cigar/martini lounge (2500 sf change of use)	Range Road	54-3524
Krishna Hindu Temple	17,000 sf religious establishment	Lowell Road	115-8825
Temple of Witchcraft	religious establishment	North Policy Street	80-3761

# Recreation Advisory Committee

---

The 2012 Salem Recreation Advisory Committee was a very busy place in 2012. Several projects and discussions on new programs for the Town of Salem were on the agenda. Two of the primary goals for this year were:

- Prepare a presentation to the Selectman of Salem on the State of Recreation in Salem
- Continue Hedgehogs Park's evaluation of the existing facilities to meet the public's need

The presentation to the Selectman was based on results taken from a town wide survey that was published by the Salem Recreation Department. Several scheduled monthly meetings were used to format content and summarize results. In addition, several additional meetings were called to help gain conciseness of the survey results and to contact other surrounding NH towns that are similar in size to add context to our survey results and to keep the committee grounded.

Hedgehog Park's improvements in 2012 continued with the addition of the surfacing material. The material was added to the newly installed play equipment that was added in the late fall of 2011. The installation of the new surfacing material was installed just in time for the crowds from The Rotary Fishing Derby to utilized and enjoy.

A few more topics were added to the agenda and discussed as possible future events for the Town of Salem. Two of the items were centered around, hosting an outdoor pond hockey tournament to help raise funds for the committee and to create and sponsor a youth triathlon with pond/lake swimming, cycling and running.

I would like to thank the 2012 Committee members and Salem Recreation Department for all their donated time, hard work and dedication to the Town and Residents of Salem and wish the 2013 Recreation Committee continued success in 2013.

Respectively submitted,

Pete Santarelli, Chair

# Supervisors of the Checklist

---

To say that 2012 was a busy time for the Supervisors of the Checklist would be an understatement. This past year we handled four elections, consolidated the number of polling locations from six to four, and were involved in implementing the newly enacted voter ID laws. These events brought with them extensive training, volumes of paperwork, and obstacles to overcome.

The Supervisors are responsible for maintaining an accurate and up-to-date voter registration list. Our duties; however, do not end there. After each election we are responsible for reporting to the State how many people registered or changed party affiliation and scanning in each person who has voted in order to create an election history for each voter.

The Town election in March yielded a record voter turnout with more than 6,743 ballots cast. During this election, Patricia Frydryck was elected to fulfill the remaining two-year term left vacant by the passing of Janice Habib, and Melissa Sorcinelli was elected to a full six-year term. This was also the last election with six polling locations.

In order to prepare residents for the change in polling location, the Supervisors prepared a postcard mailing to 5,600 registered voters. These postcards were sent prior to the September 11<sup>th</sup> State Primary to all voters affected by the location changes, namely those who previously voted at Barron, Town Hall and Soule. September was also our trial run for the implementation of the new voter ID laws which became effective starting with the Presidential Election.

The total number of registrations processed by the Supervisors during 2012 was 3,122. Of this number 1,430 were same day election registrations on November 6, 2012. As of January 9, 2013 the number of registered voters in the Town of Salem is 18,971. This total number is comprised of 7,650 undeclared voters, 5,178 democrats, and 6,143 republicans.

We would like to recognize Diana Seifert for her service as an Assistant Supervisor. Diana began working with the Supervisors at the Fisk School in 2006. For seven years she worked long election days registering new voters and assisting with any other Election Day task requested of her. She was dedicated, reliable and an invaluable member of our team; she will be missed and we wish her all the best.

The Supervisors would like to remind everyone that a resident may check their registration status at any time. The complete Voter Registration Checklist is updated periodically throughout the year and a copy is always available at the Town Hall and Kelley library. This checklist allows you to verify your name, address and party affiliation as well as which polling location you should go to cast your ballot. If any of the information is incorrect, you may fill out a new registration form at Town Hall during regular business hours or at any of the special sessions held by the Supervisors. These sessions are mandated by the State and are held at various times throughout the year. Notices of these special sessions are always publicized in the local newspapers, on SCTV 23, and posted at the Salem Town Hall. While New Hampshire does allow new registrations on election days, we highly recommend that you ensure you are registered to vote prior to Election Day.

Respectfully submitted,

Sheila Murray, Chair

# Trustees of Trust Funds

---

The Trustees of Trust Funds are comprised of three elected officials who are authorized by NH State Statute (RSA 31:19-38-a) to administer various non-expendable trust funds created by gifts and legacies to the Town. In accordance with their fiduciary duties, the Trustees seek to preserve the capital of the funds. The Trustees also currently administer separate capital reserve funds appropriated by Town Meeting.

The Trust funds are held to maintain cemetery plots, purchase library or educational material, and scholarships. The Capital Reserve Funds are appropriated for road improvements, school district improvements or the purchase of capital equipment.

The Trustees disburse funds throughout the year as necessary from the capital reserve accounts and disburse income annually to carry out the designated purposes of the non-expendable trusts. Since 1994, the day-to-day management of these funds has been performed by Citizens Bank Investment Services.

In accordance with their fiduciary duties, the Trustees seek to:

1. Preserve the capital of the funds;
2. Generate modest principal growth real (inflation-adjusted) purchasing power of the non-expendable funds; and
3. Generate income sufficient to annually fund the expenditures contemplated by the trusts.

In March, Melissa Sorcinelli stepped down as a Trustee of Trust Funds after serving for three years. Her dedicated service to the Town of Salem will be missed. After the Town election in March, Michael Foster was welcomed as a Trustee. In October, the Trustees were saddened to learn of Michael's sudden passing; his service to the Town will be missed. In December, the Trustees welcomed Susan Covey who was appointed by the Board of Selectmen to fill the vacancy.

The Trustees would like to thank Tax Collector Cheryl-Ann Bolouk for volunteering to perform their record keeping functions for the past twenty-two years.

If you have any questions or suggestions regarding the Trust Funds please contact the Trustees at the Town Hall.

Respectfully submitted,

Harley G. Featherston, Chair  
Ralph Stein, Esquire  
Susan Covey

# Zoning Board of Adjustment

---

The Zoning Board of Adjustment derives its power to hear petitions, and grant relief, from the New Hampshire Revised Statutes Annotated (RSA) and from the Town of Salem Zoning Ordinances. The Zoning Board of Adjustment is a quasi-judicial board and hears cases brought forth by property owners who seek relief from the strict terms of the Town of Salem Zoning requirements. Relief is granted by way of Variance as well as through Appeals of Administrative Decisions made by town officials.

The primary goal of the board is to uphold the strict terms of the ordinance in a professional, polite and courteous manner. Board members follow a strict set of criteria and use all applicable ordinances, statutes, and case law when deciding each petition separately and on its own merits.

The Zoning Board of Adjustment meeting is held the first Tuesday of each month. The meetings are televised and broadcast live on SCTV (23) and rerun throughout the month. The meeting can also be viewed on the Town website at [www.townofsalemnh.org](http://www.townofsalemnh.org) or [www.sgc23.org](http://www.sgc23.org). The public is invited and encouraged to attend the meetings.

As we begin 2013, I would like to thank Sam Zannini for his dedication and commitment to the Board. It has been a pleasure to work with Sam and we wish him well in his retirement. I would also like to thank Pam Russell for all the hard work she does in putting together the petitions for each month's meeting and to welcome Planning Director Ross Moldoff.

Respectfully

Gary S. Azarian, Chair

<b><u>2012</u></b>	<b>Granted</b>	<b>Granted with stipulations</b>	<b>Denie d</b>	<b>Withdrawn</b>	<b>Tabled</b>	<b>Continued</b>
Variance	41	23	5	1	1	2
Equitable Waiver	0	0	0	0	0	0
Re-hearing	0	0	2	0	0	0
Appeal of Administrative Decision	0	2	3	1	0	0
Special Exception	0	0	0	0	0	0
<b>Totals</b>	<b>41</b>	<b>25</b>	<b>10</b>	<b>2</b>	<b>1</b>	<b>2</b>



# Financial Reports





# Town Treasurer

---

The Treasurer has duties and responsibilities established by both statute and Town investment policy. This policy is reviewed and approved annually by the Selectmen. The principal elements of this policy require the liquidity and safety of Town funds and, consistent with these constraints, maximizing the earnings on Town funds on deposit. This is the money collected in property taxes and various fees, and held for use in paying the operating expenses of the town. Liquidity means that the Town has sufficient cash on hand to meet its expenses, both current and capital. Safety requires that Town funds are never at risk.

Interest rates and consequently interest earnings continued at the historic low levels we have experienced in recent years. This low interest situation started in response to the events of 9/11 and has continued as part of the stimulus package. It is projected that these near-zero interest rates will continue into 2014. This may be good news for those paying interest on consumer loans and home mortgages. However, it is not such good news for the Town which in the past has realized significant earnings on its funds on deposit. The financial scene has remained largely static in 2012. One change was that the FDIC ended its practice of unlimited guarantees on certain accounts. However, this had no practical effect on the Town as discussed below.

I include the following remarks for reference and for new readers to this space. RSA 41:29 provides in part that: “The town treasurer shall have custody of all moneys belonging to the Town, and shall pay out the same only upon orders of the Selectmen . . .” However, essentially all the financial dealings of the Town are handled by the Finance Department. Nonetheless, the Town Treasurer, a part-time elected official, has specific tasks and responsibilities not handled by it. This is due to both statute and Town practice.

The Financial Report section of this Town Report contains a comprehensive listing of town revenues and expenses. Here I describe how the Town actually guarantees the safety of its funds. Because Town balances generally exceed FDIC insurance limits, a collateralization procedure is used. That is, our bank purchases US Government securities in the Town’s name for 102% of current balances. The amounts on deposit are monitored and the collateralization is adjusted on a weekly basis.

The Treasurer also has custody of impact fees. These are the fees assessed on new dwellings and other structures for their impact on the community and are kept in an account separate from the Town’s general fund. There are four such impact fees, *viz.* School, Recreation, Public Safety and Roads. The activity in each of these accounts is summarized in the following table.

Impact Fee	Number of Fees	Balance 12/31/2011	Receipts & Interest 2012	Withdrawals 2012	Balance 12/31/2012
School	25	153,597	84,783		238,380
Recreation	22	32,718	20,564		53,282
Public Safety	30	180,257	22,870	32,500	170,627
Roads	17	215,953	26,960	158,924	83,989

As always, I thank Melanie Murray, Accounting and Budget Manager, who compiled the data for this report with her usual expertise and good cheer.

Respectfully submitted,

John Sytek, Town Treasurer

**Kelley Library  
Treasurer's Report  
2012**

---

Balance of cash on hand January 1, 2012	63,396.70
---	-----------

Income, 2012

Town of Salem	1,310,351.85
Library Fees	10,182.92
Materials of Trade (fines & payments for lost/damaged items)	13,519.18
Trust Funds	1,408.09
Gifts & Grants	10,441.10
Interest	186.54

Total income:	1,346,089.68
---------------	--------------

Total Available Funds, 2012	1,409,486.38
-----------------------------	--------------

Expenses, 2012

Personnel Services	1,008,035.49
Fees & Charges	8,005.87
Materials of trade	162,990.44
Supplies	16,052.30
Services and Charges: Building	72,543.77
Services and Charges: Other	60,453.51
Equipment and Furniture	14,675.20

Total Expenses:	1,342,756.58
-----------------	--------------

Balance of Cash on Hand, December 31, 2012	66,729.80
--	-----------

Cash Balances, December 31, 2012

Cash on Hand	889.48
Checking Account	42,850.50
Certificate of Deposit	10,571.68
Brock Trust Fund	7,462.37
Madeleine L. Marois Trust Fund	4,955.77

Total Cash Balances	66,729.80
---------------------	-----------

Madeleine L. Marois Trust fund activity (for the purchase of recorded classical music) as follows:

Balance on January 1, 2012	4,947.16
Interest, 2012	8.61
Expenses, 2012	0.00
Balance on December 31, 2012	4,955.77



MELANSON HEATH & COMPANY, PC

CERTIFIED PUBLIC ACCOUNTANTS  
MANAGEMENT ADVISORS

102 Perimeter Road  
Nashua, NH 03063-1301  
Tel (603) 882-1111 • Fax (603) 882-9456  
[www.melansonheath.com](http://www.melansonheath.com)

INDEPENDENT AUDITORS' REPORT

To the Board of Selectmen  
Town of Salem, New Hampshire

We have audited the accompanying financial statements of the governmental activities, each major fund, and the aggregate remaining fund information of the Town of Salem, New Hampshire, as of and for the year ended December 31, 2011, which collectively comprise the Town's basic financial statements as listed in the table of contents. These financial statements are the responsibility of the Town of Salem, New Hampshire's management. Our responsibility is to express an opinion on these financial statements based on our audit.

We conducted our audit in accordance with auditing standards generally accepted in the United States of America and the standards applicable to financial audits contained in *Government Auditing Standards*, issued by the Comptroller General of the United States. Those standards require that we plan and perform the audit to obtain reasonable assurance about whether the financial statements are free of material misstatement. An audit includes examining, on a test basis, evidence supporting the amounts and disclosures in the financial statements. An audit also includes assessing the accounting principles used and significant estimates made by management, as well as evaluating the overall financial statement presentation. We believe that our audit provides a reasonable basis for our opinions.

In our opinion, the financial statements referred to above present fairly, in all material respects, the respective financial position of the governmental activities, each major fund, and the aggregate remaining fund information of the Town of Salem, New Hampshire, as of December 31, 2011, and the respective changes in financial position thereof and the respective budgetary comparison for the General Fund for the year then ended in conformity with accounting principles generally accepted in the United States of America.

The management's discussion and analysis, appearing on the following pages, and the supplementary information on page 41 are not a required part of the basic financial statements but are supplementary information required by accounting principles generally accepted in the United States of America. We have applied certain limited procedures, which consisted principally of inquiries of management regarding the

*Additional Offices:*

Andover, MA • Greenfield, MA • Ellsworth, ME • Manchester, NH

methods of measurement and presentation of the required supplementary information. However, we did not audit the information and express no opinion on it.

In accordance with *Government Auditing Standards*, we have also issued a report dated May 22, 2012 on our consideration of the Town's internal control over financial reporting and on our tests of its compliance with certain provisions of laws, regulations, contracts and grant agreements and other matters. The purpose of that report is to describe the scope of our testing of internal control over financial reporting and compliance and the results of that testing, and not to provide an opinion on the internal control over financial reporting or on compliance. That report is an integral part of an audit performed in accordance with *Government Auditing Standards* and should be considered in assessing the results of our audit.

*Melanson, Heath + Company P.C.*

Nashua, New Hampshire  
May 22, 2012

TOWN OF SALEM, NEW HAMPSHIRE  
GOVERNMENTAL FUNDS  
BALANCE SHEET  
DECEMBER 31, 2011

**ASSETS**

	General	Water Fund	Sewer Fund	Nonmajor Governmental Funds	Total Governmental Funds
Cash and short-term investments	\$ 21,616,047	\$ 1,710,449	\$ 3,386,303	\$ 4,460,755	\$ 31,173,554
Investments	-	-	-	1,013,915	1,013,915
Restricted cash	2,093,976	-	-	-	2,093,976
Receivables:					
Property taxes	3,720,317	-	-	-	3,720,317
User fees	-	276,121	207,931	-	484,052
Departmental and other	1,437,317	4,617	10,536	187,507	1,639,977
Intergovernmental	28,452	-	231,351	-	259,803
Due from other funds	206,307	-	-	5,750	212,057
Other assets	185,028	-	-	-	185,028
<b>TOTAL ASSETS</b>	<b>\$ 29,287,444</b>	<b>\$ 1,991,187</b>	<b>\$ 3,836,121</b>	<b>\$ 5,667,927</b>	<b>\$ 40,782,679</b>

**LIABILITIES AND FUND BALANCES**

Liabilities:					
Accounts payable	\$ 376,240	\$ 54,025	\$ 53,151	\$ 67,388	\$ 550,804
Accrued liabilities	944,225	11,397	3,872	17,762	977,256
Deferred revenues	3,837,283	280,738	218,467	-	4,336,488
Tax refunds payable	125,000	-	-	-	125,000
Retainage payable	235,667	41,724	-	-	277,391
Due to other governments	18,973,926	-	-	-	18,973,926
Due to other funds	5,750	-	-	206,307	212,057
Other liabilities	62,991	-	-	-	62,991
<b>TOTAL LIABILITIES</b>	<b>24,561,082</b>	<b>387,884</b>	<b>275,490</b>	<b>291,457</b>	<b>25,515,913</b>
Fund Balances:					
Nonspendable	185,028	-	-	888,740	1,073,768
Restricted	-	-	-	3,698,820	3,698,820
Committed	1,464,938	-	-	-	1,464,938
Assigned	909,853	866,055	1,168,598	788,910	3,733,416
Unassigned	2,166,543	737,248	2,392,033	-	5,295,824
<b>TOTAL FUND BALANCES</b>	<b>4,726,362</b>	<b>1,603,303</b>	<b>3,560,631</b>	<b>5,376,470</b>	<b>15,266,766</b>
<b>TOTAL LIABILITIES AND FUND BALANCES</b>	<b>\$ 29,287,444</b>	<b>\$ 1,991,187</b>	<b>\$ 3,836,121</b>	<b>\$ 5,667,927</b>	<b>\$ 40,782,679</b>

TOWN OF SALEM, NEW HAMPSHIRE  
GOVERNMENTAL FUNDS  
STATEMENT OF REVENUES, EXPENDITURES, AND CHANGES IN FUND BALANCES  
FOR THE YEAR ENDED DECEMBER 31, 2011

	<u>General</u>	<u>Water Fund</u>	<u>Sewer Fund</u>	<u>Nonmajor Governmental Funds</u>	<u>Total Governmental Funds</u>
<b>Revenues:</b>					
Property taxes	\$ 26,774,232	\$ -	\$ -	\$ 63,916	\$ 26,838,148
Penalties, interest, and other taxes	288,579	16,959	13,970	-	319,508
Charges for services	1,358,330	3,330,507	2,301,340	1,618,108	8,608,285
Intergovernmental	2,700,977	-	-	437,667	3,138,644
Licenses and permits	5,178,533	-	-	-	5,178,533
Investment income	99,829	83	149	8,642	108,703
Contributions	68,290	-	-	135,820	204,110
Miscellaneous	582,050	180,504	280,512	617,940	1,661,006
Total Revenues	37,050,820	3,528,053	2,595,971	2,882,093	46,056,937
<b>Expenditures:</b>					
Current:					
General government	5,599,453	-	-	718,938	6,318,391
Public safety	17,363,400	-	-	1,613,311	18,976,711
Highway and streets	10,113,594	61,105	-	1,429,017	11,603,716
Sanitation	1,129,737	-	-	-	1,129,737
Water distribution and treatment	-	2,679,789	-	-	2,679,789
Sewer distribution and treatment	-	-	1,893,159	-	1,893,159
Health	230,360	-	-	-	230,360
Welfare	313,057	-	-	-	313,057
Culture and recreation	2,108,068	-	-	99,456	2,207,524
Debt service	1,004,843	658,725	68,760	-	1,732,328
Capital outlay	-	32,542	32,542	-	65,084
Total Expenditures	37,862,512	3,432,161	1,994,461	3,860,722	47,149,856
Excess (deficiency) of revenues over expenditures	(811,692)	95,892	601,510	(978,629)	(1,092,919)
<b>Other Financing Sources (Uses):</b>					
Transfers in	327,495	-	87,765	520,000	935,260
Transfers out	(495,000)	(229,765)	(115,000)	(95,495)	(935,260)
Total Other Financing Sources (Uses)	(167,505)	(229,765)	(27,235)	424,505	-
Change in fund balance	(979,197)	(133,873)	574,275	(554,124)	(1,092,919)
Fund Equity, at Beginning of Year, as restated	5,705,559	1,737,176	2,986,356	5,930,594	16,359,685
Fund Equity, at End of Year	\$ 4,726,362	\$ 1,603,303	\$ 3,560,631	\$ 5,376,470	\$ 15,266,766



**Town of Salem, New Hampshire  
Bank Balances by Fund by Account  
December 31, 2012 (unaudited)**

	<u>Beginning of Year</u>	<u>Deposits</u>	<u>Expenditures</u>	<u>End of Year</u>
<b><u>Citizens Bank - Operating</u></b>				
General Fund	\$ 21,441,104	\$ 150,381,463	\$ 146,873,297	\$ 24,949,270
Sewer Fund	3,386,303	2,259,482	2,575,629	3,070,156
Water Fund	1,710,449	3,171,264	3,127,961	1,753,752
Outside Detail-Police	151,332	1,339,328	1,352,450	138,210
SCTV Fund	439,851	743,072	434,198	748,725
Outside Detail-Fire	10,613	28,943	34,524	5,032
GIS Fund	21,236	128	-	21,364
Recreation	53,059	67,953	55,693	65,319
<b>Total</b>	<b>\$ 27,213,947</b>	<b>\$ 157,991,633</b>	<b>\$ 154,453,752</b>	<b>\$ 30,751,828</b>
<b><u>General Fund:</u></b>				
Bank of America-Ambulance	\$ 173,518	\$ 1,007,554	\$ 1,030,408	\$ 150,664
<b><u>Capital Projects:</u></b>				
Citizens Bank	\$ 1,762,606	\$ 739,827	\$ 860,778	\$ 1,641,655
<b><u>CDBG Grants:</u></b>				
Citizens Bank	\$ 1,188	\$ 2,762	\$ 3,400	\$ 550
<b><u>Forfeiture and Seizure:</u></b>				
Citizens Bank	\$ 252,232	\$ 156,864	\$ 175,829	\$ 233,267
<b><u>Trust:</u></b>				
Citizens Bank-Performance Escrow	\$ 1,136,672	\$ 304,067	\$ 441,372	\$ 999,367
<b><u>Special Revenue Fund:</u></b>				
Citizens Bk-Conservation Comm.	\$ 149,386	\$ 19,399	\$ 164,407	\$ 4,378
Salem Co-op -Conservation Comm.	-	319,739	40,500	279,239
Citizens Bank - LLEBG	<u>\$ 233</u>	<u></u>	<u></u>	<u>\$ 233</u>
<b><u>TOTAL</u></b>	<b><u>\$ 30,689,782</u></b>	<b><u>\$ 160,541,845</u></b>	<b><u>\$ 157,170,446</u></b>	<b><u>\$ 34,061,182</u></b>

**Town of Salem New Hampshire**  
**General Fund**  
**Schedule of Changes in Unassigned - Undesignated Fund Balance**  
**For the Year Ended December 31, 2012**  
**Unaudited**

---

Unassigned - Undesignated Fund Balance - January 1, 2012		\$	5,017,600
Deductions:			
Unassigned fund balance used to reduce 2012 tax rate			540,000
Additions:			
2012 budget summary:			
Revenue surplus	\$	2,378,063	
Unexpended balance of appropriations		299,291	
Other Adjustments		205,382	
Total 2012 Budget Surplus			2,882,736
Unassigned-Undesignated Fund Balance - December 31, 2012		\$	7,360,336

Town of Salem, New Hampshire  
**Combining Statement of Revenues, Expenditures and Changes in Fund Balances**  
All Governmental Funds  
December 31, 2012 (Unaudited)

	General Fund	Sewer Fund	Water Fund	Non-Major Governmental Funds	Capital Project Fund	Total
<b>Revenues</b>						
Taxes	\$ 26,676,357				\$	\$ 26,676,357
Intergovernmental	2,081,578			2,762	544,827	2,629,167
Licenses & Permits	5,503,663			-		5,503,663
Charges for services	1,918,085	2,405,664	3,427,308	1,548,988		9,300,045
Investment earnings	23,643	71	35	1,601	-	25,350
Contributions				-		
Proceeds of General Obligation Bonds				-		
Miscellaneous	\$ 1,277,262	\$ 291,634	\$ 185,934	\$ 1,060,765	\$ -	\$ 2,815,595
<b>Total Revenues</b>	<b>\$ 37,480,588</b>	<b>\$ 2,697,369</b>	<b>\$ 3,613,277</b>	<b>\$ 2,614,116</b>	<b>\$ 544,827</b>	<b>\$ 46,950,177</b>
<b>Expenditures</b>						
<b>Current:</b>						
General government	\$ 5,054,341	\$ -	\$ -	445,809	\$ 641,761	\$ 6,141,911
Public safety	17,447,968			1,623,728		19,071,696
Sanitation	1,021,013	2,890,390				3,911,403
Highway and Streets	2,275,277				24,229	2,299,506
Health	192,227					192,227
Water distribution and treatment			2,954,429			2,954,429
Welfare	292,688					292,688
Culture and recreation	1,820,896			54,592		1,875,488
Conservation				47,270		47,270
<b>Capital Outlay</b>	6,571,271					6,571,271
<b>Debt Service:</b>						
Principal retirement	815,000	46,800	513,200			1,375,000
Interest and fiscal charges	\$ 162,658	\$ 19,620	\$ 132,285	\$ -	\$ -	\$ 314,563
<b>Total Expenditures</b>	<b>\$ 35,653,339</b>	<b>\$ 2,956,810</b>	<b>\$ 3,599,914</b>	<b>\$ 2,171,399</b>	<b>\$ 665,990</b>	<b>\$ 45,047,452</b>
<b>Excess Deficiency of Revenues Over (Under) Expenditures</b>	1,827,249	(259,441)	-	442,717	(121,163)	1,902,725
<b>Other Financing Sources (Uses)</b>						
Transfers in	310,105	4,102	112,805			\$ 427,012
Transfers out		-	-		(427,012)	(427,012)
<b>Total Other Financing Sources (Uses)</b>	310,105	4,102	112,805	-	(427,012)	-
<b>Net Change in Fund Balances</b>	2,137,354	(255,339)	126,168	442,717	(548,175)	\$ 1,902,725
<b>Fund Balances Beginning of Year, as restated</b>	5,797,645	3,786,723	1,857,390	6,854,120	1,762,606	14,414,371
<b>Fund Balances End of Year</b>	<b>\$ 7,934,999</b>	<b>\$ 3,531,384</b>	<b>\$ 1,983,558</b>	<b>\$ 7,296,837</b>	<b>\$ 1,214,431</b>	<b>\$ 16,317,096</b>

Town of Salem, New Hampshire  
Governmental Funds  
Balance Sheet  
December 31, 2012 (Unaudited)

	General Fund	Sewer Fund	Water Fund	Non-Major Governmental Funds	Capital Project Fund	Total Governmental Funds
<b>Assets</b>						
Cash and equivalents	\$ 25,101,359	\$ 3,070,156	\$ 1,753,752	\$ 1,496,320	\$ 1,641,655	\$ 33,063,242
Investments						
Receivables:						
Property Taxes	3,802,517					3,802,517
Accounts	410,450	490,235	303,722	204,861		1,409,268
Intergovernmental	279,848					279,848
Special assessments	-	2,193,304	1,476,056	-		3,669,360
Interfund Receivable	458,454	4,102	112,805			575,361
Voluntary Tax Liens	262,725	15,340				278,065
Tax Lien - Reserve for Uncollectible	(262,725)					(262,725)
Prepaid Expenses	178,669					178,669
Container deposit	-					-
	-					-
<b>Liabilities and Fund Balances</b>						
<b>Liabilities</b>						
Accounts payable	\$ 485,162	\$ 37,985	\$ 158,093	\$ 21,543	\$	702,783
Accrued salaries and wages	597,184	2,607	14,168	26,914		640,873
Contracts and retainage payable	25,166	850	20,020			46,036
Intergovernmental Payable	21,172,281	-			427,224	21,172,281
Interfund payable	-	-				427,224
Deferred revenue	16,505	2,200,311	1,470,496			3,687,312
<b>Total Liabilities</b>	<b>\$ 22,296,298</b>	<b>\$ 2,241,753</b>	<b>\$ 1,662,777</b>	<b>\$ 48,457</b>	<b>\$ 427,224</b>	<b>\$ 26,676,509</b>
<b>Fund Balances</b>						
Reserved for:						
Encumbrances	\$ 413,038	\$ 219,193	\$ 161,781	\$ 19,340	\$ 453,235	\$ 1,266,587
Endowments						-
Special Purposes		970,492	415,206			1,385,698
Unreserved:						-
Designated for Contingency	161,625					161,625
Undesignated reported in:						-
General Fund	7,360,336					7,360,336
Trust & Agency						-
Special Revenue Funds	-	2,341,699	1,406,571	1,633,384	761,196	6,142,850
<b>Total Fund Balances</b>	<b>\$ 7,934,999</b>	<b>\$ 3,531,384</b>	<b>\$ 1,983,558</b>	<b>\$ 1,652,724</b>	<b>\$ 1,214,431</b>	<b>\$ 16,317,096</b>
<b>Total Liabilities and Fund Balances</b>	<b>\$ 30,231,297</b>	<b>\$ 5,773,137</b>	<b>\$ 3,646,335</b>	<b>\$ 1,701,181</b>	<b>\$ 1,641,655</b>	<b>\$ 42,993,605</b>

**Town of Salem, New Hampshire  
General Fund  
Schedule of Estimated and Actual Revenues and Other Financing Sources  
And Expenditures and Other Uses - Budget and Actual  
For the Year Ended December 31, 2012  
Unaudited**

	<b>2012</b>		
	<b>Original/Final Budget</b>	<b>Actual</b>	<b>Variance Favorable (Unfavorable)</b>
<b>Revenues and other sources</b>			
Property Taxes	\$ 26,484,023	\$ 26,676,357	\$ 192,334
Interest and penalties on taxes			-
Licenses, permits and fees	4,795,600	5,503,663	708,063
Charges for Services	1,594,387	1,918,085	323,698
Intergovernmental	1,903,078	2,081,578	178,500
Investment Income	5,050	23,643	18,593
Miscellaneous	630,492	1,587,367	956,875
Use of Fund Balance	540,000	540,000	-
<b>Total Revenues</b>	<b>\$ 35,952,630</b>	<b>\$ 38,330,693</b>	<b>\$ 2,378,063</b>
<b>Expenditures and other sources</b>			
Current:			
General Government	\$ 4,776,728	\$ 5,054,341	\$ (277,613)
Public Safety	17,770,130	17,447,968	322,162
Highways and streets	2,401,367	2,275,277	126,090
Sanitation	1,074,829	1,021,013	53,816
Health	186,670	192,227	(5,557)
Welfare	298,975	292,688	6,287
Culture and recreation	1,848,179	1,820,896	27,283
Debt Service	977,659	977,658	1
Capital Outlay	6,618,093	6,571,271	46,822
<b>Total Expenditures</b>	<b>\$ 35,952,630</b>	<b>\$ 35,653,339</b>	<b>\$ 299,291</b>

**Town of Salem, New Hampshire**  
**Capital Assets**  
**For the Year Ended December 31, 2012**  
**Unaudited**

	Balance 12/31/2011	Additions	Deductions	Balance 12/31/2012
Governmental activities:				
Capital assets not being depreciated:				
Land	\$ 9,744,797	\$ -	\$ 10,681	\$ 9,734,116
Land improvements	509,289	-	-	509,289
Construction in progress	5,745,818			5,745,818
Total capital assets not being depreciated	\$ 15,999,904	-	10,681	\$ 15,989,223
Depreciable				
Buildings	\$ 7,847,961		134,200	\$ 7,713,761
Machinery and equipment	7,369,153	71,889		7,441,042
Infrastructure	213,972,005			213,972,005
Vehicles	7,759,200	520,094	692,272	7,587,021
Total depreciable capital assets	\$ 236,948,318	591,983	826,472	\$ 236,713,829
Total capital assets	\$ 252,948,222	591,983	837,153	\$ 252,703,052
Accumulated depreciation:				
Buildings	\$ (3,586,655)	(157,349)	10,617	\$ (3,733,388)
Machinery and equipment	(3,297,336)	(334,384)		(3,631,720)
Infrastructure	(115,493,068)			(115,493,068)
Vehicles	(5,671,455)	(580,812)	658,078	(5,594,190)
Total accumulated depreciation	\$ (128,048,515)	(1,072,545)	668,695	\$ (128,452,366)
Net Book Value, Capital Assets	\$ 124,899,707	(480,562)	1,505,848	\$ 124,250,686

**Town of Salem, New Hampshire**  
**Statement of Town Debt**  
**For the Year Ending December 31, 2012**

<b>Description</b>	<b>Year Issued</b>	<b>Original Obligation</b>	<b>Interest Rate</b>	<b>Final Payment</b>	<b>Outstanding Debt 12/31/11</b>	<b>New Issues 2012</b>	<b>Bonds retired 2012</b>	<b>Outstanding Debt 12/31/12</b>
Spicket Hill Water Tower	1998	1,023,000	4.82%	2013	180,000		90,000	90,000
Sewer/Fire Equipment	1988	2,800,000	Var	2008	0		0	0
Arlington Pipeline	1996	2,900,000	5.71%	2016	1,055,000		190,000	865,000
Canobie Water /Sewer	1998	1,170,354	4.92%	2018	545,000		65,000	480,000
Road/Water T Plant Projects	1994	1,100,000	5.75%	2014				
Water Treatment Plant	1994	3,600,000	5.75%	2014				
Old Rockingham Pleasant St	1996	1,650,000	5.75%	2016				
		<b>6,350,000</b>			675,000		<b>225,000</b>	<b>450,000</b>
Blake Road Water Project	2004	695,900	4.41%	2024	455,000		35,000	420,000
Arterial Road Bond - North Main Street	2006	4,000,000	3.75%	2016	2,000,000		400,000	1,600,000
Bridge Reconstruction- Lawrence Road	2009	2,394,500	2.02%	2019	1,910,000		240,000	1,670,000
Bridge Reconstruction- N Main/Emerson	2010	1,297,000	2.62%	2020	1,165,000		130,000	1,035,000
<b>Totals</b>		<b>22,630,754</b>			<b>7,985,000</b>	<b>0</b>	<b>1,375,000</b>	<b>6,610,000</b>

**Town of Salem, New Hampshire**  
**Tax Rate Computations and Assessed Valuation Trends**  
**2008-2012**

	2008	2009	2010	2011	2012
Total Town Appropriations	\$37,007,334	\$39,996,401	\$40,788,937	\$44,483,092	\$41,986,816
Less Revenues and Credits	(15,736,412)	(18,549,358)	(17,634,901)	(17,836,079)	(15,917,976)
<b>Net Town Appropriations</b>	21,270,922	21,447,043	23,154,036	26,647,013	26,068,840
Net School Tax Assessment	27,984,948	28,872,900	31,154,214	35,804,128	38,465,963
State Education Taxes	9,920,903	9,760,335	10,102,755	8,965,888	9,093,680
County Tax Assessment	4,056,856	4,311,378	3,919,470	3,921,291	4,034,902
<b>Total Town, School and County</b>	63,233,629	64,391,656	68,330,475	75,338,320	77,663,385
Business Profits Tax Reimbursement	(188,295)	0	0	0	0
War Service Credits	748,000	735,500	718,500	705,125	688,500
Overlay	293,336	122,728	227,112	619,609	267,419
<b>Property Taxes to be Raised</b>	\$64,086,670	\$65,249,884	\$69,276,087	\$76,663,054	\$78,619,304
Net Assessed Valuation	\$4,623,083,845	\$4,650,084,748	\$4,677,695,399	\$3,814,009,111	\$3,827,733,752
<b>Total Tax Rate</b>	<b>\$13.88</b>	<b>\$14.05</b>	<b>\$14.84</b>	<b>\$20.14</b>	<b>\$20.58</b>
	\$4,623,083,845	\$4,650,084,748	\$4,677,695,399	\$3,814,009,111 (1)	\$3,827,733,752

(1) Revaluation occurred in 2011

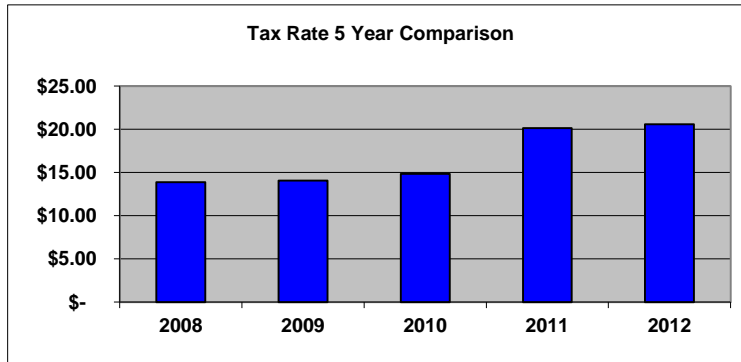


**Town of Salem, New Hampshire**  
**Tax Rate Computation and Assessed Valuation Trends (5-Year Comparison Graph)**

---

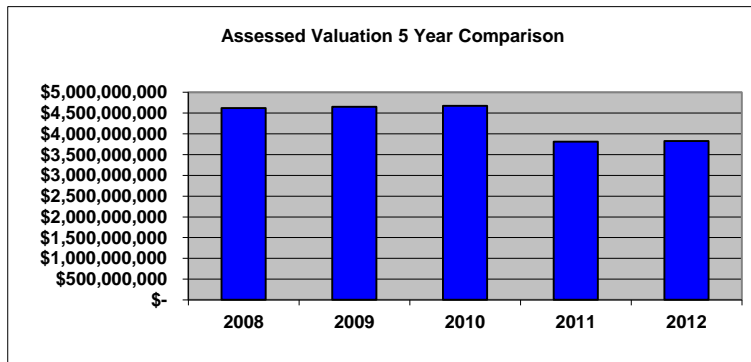
**Tax Rate 5 year Comparison**

2008 \$	13.88
2009 \$	14.05
2010 \$	14.84
2011 \$	20.14
2012 \$	20.58



**Assessed Valuation 5 year Comparison**

2008 \$	4,623,083,845
2009 \$	4,650,084,748
2010 \$	4,677,695,399
2011 \$	3,814,009,111
2012 \$	3,827,733,752



# **TAX COLLECTOR'S REPORT**

**FOR THE MUNICIPALITY OF SALEM, NH**

**YEAR ENDING DECEMBER 31, 2012**

**MS-61**

\*\*\*ON LEVIES OF \*\*\*

<b>DR.</b>	<u>2012</u>	<u>2011</u>	<u>2010</u>	<u>Prior</u>
------------	-------------	-------------	-------------	--------------

**UNCOLLECTED TAXES  
BEG. OF YEAR:**

Property Taxes	#3110	xxxxxxxxxxxxxx	2,853,479		
Resident Taxes	#3180	xxxxxxxxxxxxxx			6,910
Land Use Change	#3120	xxxxxxxxxxxxxx			
Yield Taxes	#3185	xxxxxxxxxxxxxx	172		
Utilities	#3189	xxxxxxxxxxxxxx			
Excavation	#3187	xxxxxxxxxxxxxx			

**TAXES COMMITTED  
THIS YEAR**

Property Taxes	#3110	77,957,912			
Resident Taxes	#3180				
Land Use Change	#3120				
Yield Taxes	#3185	1,975			
Utilities	#3189	350,239	10,268		
Excavation	#3187				

**OVERPAYMENT:**

Property Taxes	#3110	68,167			
Resident Taxes	#3180				
Land Use Change	#3120				
Yield Taxes	#3185				
Interest Collected on Delinquent Tax	#3190	35,566	133,541		
Collected Resident Tax Penalties	#3190			23	

**TOTAL DEBITS**

	\$ 78,413,859	\$ 2,997,460	\$ 6,933	\$ -
--	---------------	--------------	----------	------

# TAX COLLECTOR'S REPORT

Page 2

FOR THE MUNICIPALITY OF SALEM, NH

YEAR ENDING DECEMBER 31, 2012

MS-61

\*\*\*ON LEVIES OF\*\*\*

CR.	<u>2012</u>	<u>2011</u>	<u>2010</u>	<u>Prior</u>
-----	-------------	-------------	-------------	--------------

## REMITTED TO TREASURER DURING FY:

Property Taxes	74,889,049	2,849,031		
Resident Taxes			230	
Land Use Change				
Yield Taxes	1,476	172		
Utilities	336,155	10,268		
Interest - Property Tax	35,566	133,541		
Penalties- Resident Tax			23	
Excavation				
Deeded to Municipality	35			

## DISCOUNTS ALLOWED:

## ABATEMENTS MADE:

Property Taxes	12,366	4,448		
Resident Taxes			6,680	
Land Use Change				
Yield Taxes				
Utilities	912			

## UNCOLLECTED TAXES

END OF YEAR: #1080

Property Taxes	3,124,629
Resident Taxes	
Land Use Change	
Yield Taxes	499
Excavation	
Utilities	13,172

## TOTAL CREDITS

<u>\$ 78,413,859</u>	<u>\$ 2,997,460</u>	<u>\$ 6,933</u>	<u>\$ -</u>
----------------------	---------------------	-----------------	-------------

# TAX COLLECTOR'S REPORT

Page 3

FOR THE MUNICIPALITY OF SALEM, NH

YEAR ENDING DECEMBER 31, 2012

MS-61

***ON LEVIES OF***				
DR.	<u>2011</u>	<u>2010</u>	<u>2009</u>	<u>PRIOR</u>
Unredeemed Liens Bal. @ Beg. Fiscal Yr.		572,585	270,447	16,723
Liens Executed During Fiscal Year	1,506,191			
Interest & Costs Col. After Lien Execution	44,920	77,064	93,948	3,714
Overpayment/Adjustment				
<b>TOTAL DEBITS</b>	<u>\$ 1,551,111</u>	<u>\$ 649,649</u>	<u>\$ 364,395</u>	<u>\$ 20,437</u>

CR.

## REMITTANCE TO TREASURER

Redemptions	951,950	329,070	257,033	7,147
Int & Cost (after Lien) #3190	44,920	77,064	93,948	3,715
Abatements of Unredeemed Taxes	22,717	441	489	1,528
Liens Deeded to Municipality	161	176	257	
Unredeemed Liens Bal End of Year #1110	531,363	242,898	12,668	8,047
<b>TOTAL CREDITS</b>	<u>\$ 1,551,111</u>	<u>\$ 649,649</u>	<u>\$ 364,395</u>	<u>\$ 20,437</u>

Under penalties of perjury, I declare that I have examined the information contained in this form and to the best of my belief it is true, correct and complete.

Cheryl-Ann Bolouk, CTC, Tax Collector

## REPORT OF THE TRUST FUNDS OF THE TOWN OF SALEM, NH ON DECEMBER 31, 2012

Date of Creation	NAME OF TRUST FUND	PURPOSE OF HOW INVESTED TRUST FUND	PRINCIPAL				INCOME					TOTAL			
			%	Balance Beginning Year	Additions/ New Funds Created	Gains or (Losses) on Sale of Securities	Fees	Balance End Year	%	Earned During Year	Expended During Year		Fees	Balance End Year	
NON-EXPENDABLE TRUST FUNDS:	A & O Hall	Flowers	0.05%	564.17	0.00	36.55	(0.11)	600.61	12.49	0.05%	16.57	(12.49)	(1.23)	15.34	615.95
	Ackerman Mem Sch	Scholarship	1.25%	12,992.27	0.00	841.70	(2.46)	13,831.51	287.54	1.25%	210.63	(287.54)	(28.38)	353.25	14,184.76
	Albert Kelly III	Annual Scholarship	0.69%	7,170.61	0.00	464.55	(1.36)	7,633.79	5,604.20	0.69%	8.29	0.00	(15.67)	5,799.16	13,432.96
	Alice R. Dustin	Flowers	0.03%	282.13	0.00	18.28	(0.05)	300.36	6.24	0.03%	16.57	(6.24)	(0.62)	7.67	308.03
	Anna B. Taylor	Flowers	0.05%	564.24	0.00	36.55	(0.11)	600.69	12.48	0.05%	16.57	(12.48)	(1.23)	15.34	616.04
	Annie B. Stevens	Flowers for Lot	0.02%	188.05	0.00	12.18	(0.04)	200.19	4.16	0.02%	5.52	(4.16)	(0.41)	5.11	205.31
	B Howard/E Smith	Flowers	0.01%	94.00	0.00	6.09	(0.02)	100.07	2.08	0.01%	2.76	(2.08)	(0.21)	2.55	102.62
	Bailey, John	Books for Library	0.38%	4,001.60	0.00	259.24	(0.76)	4,260.09	88.57	0.38%	117.54	(88.57)	(8.74)	108.80	4,368.88
	Bicent'l Scholarp	Scholarship	1.57%	16,348.24	0.00	1,059.12	(3.10)	17,404.26	361.81	1.57%	480.21	(361.81)	(35.72)	444.49	17,848.75
	Billy Doucette Mem Scholarship	Scholarship	1.67%	17,402.98	0.00	1,121.45	(3.30)	18,527.13	(11,840.40)	1.67%	511.19	0.00	(38.02)	(11,367.23)	7,159.90
	Blodgett/Clark	Cemetery Lot Maint	0.36%	3,761.01	0.00	243.66	(0.71)	4,003.96	83.23	0.36%	110.47	(83.23)	(8.22)	102.26	4,106.22
	C Cross/W Priest	Flowers	0.03%	282.13	0.00	18.28	(0.05)	300.36	6.24	0.03%	8.29	(6.24)	(0.62)	7.67	308.03
	Cemetery	Various	0.31%	3,196.61	0.00	207.09	(0.61)	3,403.09	70.74	0.31%	93.90	(70.74)	(6.98)	86.91	3,490.01
	Cemetery Fund	General Maintenance	31.28%	325,228.29	0.00	21,069.83	(61.63)	346,236.49	7,197.80	31.28%	9,553.16	(7,197.80)	(710.53)	8,842.63	355,079.12
	Chas A Quimby	Flowers for Lot	0.02%	188.05	0.00	12.18	(0.04)	200.19	4.16	0.02%	5.52	(4.16)	(0.41)	5.11	205.31
	Chas McLaughlin	Lot Care	0.18%	1,880.82	0.00	121.85	(0.36)	2,002.31	41.62	0.18%	55.25	(41.62)	(4.11)	51.14	2,053.45
	Clarence J. Sylvian	Flowers	0.02%	188.01	0.00	12.18	(0.04)	200.16	4.16	0.02%	5.52	(4.16)	(0.41)	5.12	205.27
	Clarence Cameron	Flowers	0.11%	1,128.42	0.00	73.10	(0.21)	1,201.31	24.97	0.11%	33.15	(24.97)	(2.47)	30.68	1,231.99
	Clinton L. Silver	Flowers	0.02%	188.01	0.00	12.18	(0.04)	200.16	4.16	0.02%	5.52	(4.16)	(0.41)	5.12	205.27
	Clyde R. Coolidge	Flowers	0.04%	376.09	0.00	24.36	(0.07)	400.38	8.32	0.04%	11.05	(8.32)	(0.82)	10.23	410.61
	Counc'l/Fine Arts	Books for Library	0.08%	816.30	0.00	52.88	(0.15)	869.03	18.07	0.08%	23.98	(18.07)	(1.78)	22.19	891.22
	Edm. H. Pettingill	Flowers	0.04%	376.09	0.00	24.36	(0.07)	400.38	8.32	0.04%	11.05	(8.32)	(0.82)	10.23	410.61
	Elinor Grace Smith	Flowers	0.07%	691.14	0.00	44.78	(0.13)	735.79	15.29	0.07%	20.30	(15.29)	(1.51)	18.80	754.58
	Enoch Taylor	High School Support	7.86%	81,721.81	0.00	5,294.33	(15.49)	87,000.65	1,808.63	7.86%	2,400.47	(1,808.63)	(178.54)	2,221.94	89,222.58
	Evelyn Murray	Nursing Scholarship	0.00%	0.00	0.00	0.00	0.00	0.00	0.00	0.00%	0.00	0.00	0.00	0.00	0.00
	Frankie Linehan	Annual Scholarship	2.70%	28,101.07	0.00	1,820.52	(5.33)	29,916.27	5,046.37	2.70%	825.43	0.00	(61.39)	5,810.91	35,727.18
	G Burkhardt	Flowers	0.05%	564.06	0.00	36.54	(0.11)	600.50	12.49	0.05%	16.57	(12.49)	(1.23)	15.33	615.83
	G P Henderson	Flowers	0.05%	564.21	0.00	36.55	(0.11)	600.66	12.49	0.05%	16.57	(12.49)	(1.23)	15.34	615.99
	Gertrude Silver	Flowers	0.04%	376.09	0.00	24.36	(0.07)	400.38	8.32	0.04%	11.05	(8.32)	(0.82)	10.23	410.61
	Harold J. Rolfe	Flowers	0.05%	564.06	0.00	36.54	(0.11)	600.50	12.49	0.05%	16.57	(12.49)	(1.23)	15.33	615.83
	Howard Smith	Flowers	0.05%	564.04	0.00	36.54	(0.11)	600.48	12.49	0.05%	16.57	(12.49)	(1.23)	15.33	615.81
	Isiah Woodbury Jr.	Flowers	0.06%	586.27	0.00	37.98	(0.11)	624.14	12.98	0.06%	17.22	(12.98)	(1.28)	15.94	640.08
John W. Woodbury	Flowers	0.10%	1,088.80	0.00	70.54	(0.21)	1,159.13	24.09	0.10%	31.98	(24.09)	(2.38)	29.61	1,188.73	
J & T Consoli	Flowers	0.05%	564.19	0.00	36.55	(0.11)	600.63	12.49	0.05%	16.57	(12.49)	(1.23)	15.34	615.97	
John Dix	Public Improvements	3.47%	36,116.72	0.00	2,339.81	(6.84)	38,449.69	799.32	3.47%	1,060.88	(799.32)	(78.90)	981.97	39,431.66	
John McVoy	Care of Needy	12.57%	130,706.77	0.00	8,467.81	(24.77)	139,149.80	2,892.74	12.57%	3,839.34	(2,892.74)	(285.56)	3,553.78	142,703.59	
Lancaster	Lot Care	0.45%	4,700.64	0.00	304.53	(0.89)	5,004.28	104.03	0.45%	138.08	(104.03)	(10.27)	127.81	5,132.09	
Lancaster Fd	Selectman's Disc	0.00%	(0.00)	0.00	(0.00)	0.00	(0.00)	0.00	0.00%	(0.00)	0.00	0.00	0.00	(0.00)	
Spelling B	Spelling Bee Prizes	0.37%	3,812.55	0.00	246.99	(0.72)	4,058.82	84.38	0.37%	111.99	(84.38)	(8.33)	103.66	4,162.48	
Laura Taylor	Flowers	0.04%	376.09	0.00	24.36	(0.07)	400.38	8.32	0.04%	11.05	(8.32)	(0.82)	10.23	410.61	
M Janigan	Flowers	0.05%	564.26	0.00	36.56	(0.11)	600.71	12.49	0.05%	16.57	(12.49)	(1.23)	15.34	616.05	
Madeline A. Little	Salem Elem Sch Books	0.54%	5,641.18	0.00	365.46	(1.07)	6,005.57	124.85	0.54%	165.70	(124.85)	(12.32)	153.38	6,158.95	
Margaret Gurney	Flowers	0.05%	564.19	0.00	36.55	(0.11)	600.63	12.49	0.05%	16.57	(12.49)	(1.23)	15.34	615.97	
Mario Bucheri	Mem Site Care	0.05%	470.05	0.00	30.45	(0.09)	500.41	10.40	0.05%	13.81	(10.40)	(1.03)	12.78	513.19	
McClary Telfer Fund	Upkp of Salem Ctr Cent	1.01%	10,515.49	0.00	681.24	(1.99)	11,194.74	232.73	1.01%	308.88	(232.73)	(22.97)	285.90	11,480.64	

## MS 9

Prepared By Citizens Private Bank and Trust  
01/15/2013

## REPORT OF THE TRUST FUNDS OF THE TOWN OF SALEM, NH ON DECEMBER 31, 2012

^Date of Creation	NAME OF TRUST FUND	PURPOSE OF TRUST FUND	HOW INVESTED	PRINCIPAL					INCOME					Balance End Year	Principal & Income
				%	Balance Beginning Year	Additions/ New Funds Created	Gains or (Losses) on Sale of Securities	Fees	Balance End Year	Balance Beginning Year	%	Earned During Year	Expended During Year	Fees	
2011	Briggs, Norma J.			0.01%	65.00	0.00	4.21	(0.01)	69.20	0.00	0.01%	1.91	0.00	(0.14)	70.97
2008	Brousseau, Alphonse			0.02%	195.50	0.00	12.67	(0.04)	208.13	4.33	0.02%	5.74	(4.33)	(0.14)	213.44
2010	Brown, Carol L.			0.01%	68.66	0.00	4.45	(0.01)	73.09	1.52	0.01%	2.02	(1.52)	(0.15)	74.96
2002	Brunelle, Raymond			0.03%	299.50	0.00	19.40	(0.06)	318.84	6.63	0.03%	8.80	(6.63)	(0.65)	326.98
2005	Bobis, Marc L.			0.01%	139.39	0.00	9.03	(0.03)	148.40	3.09	0.01%	4.09	(3.09)	(0.30)	152.18
2002	Boudreau, Teresa			0.01%	74.87	0.00	4.85	(0.01)	79.71	1.66	0.01%	2.20	(1.66)	(0.16)	81.74
2008	Boyo, Pauline			0.03%	260.67	0.00	16.89	(0.05)	277.51	5.77	0.03%	7.66	(5.77)	(0.77)	284.59
2006	Burnham, Linda			0.01%	133.14	0.00	8.63	(0.03)	141.74	2.95	0.01%	3.91	(2.95)	(0.29)	145.36
2003	Burris, Eugene			0.02%	156.40	0.00	10.13	(0.03)	166.50	3.46	0.02%	4.59	(3.46)	(0.34)	170.76
2002	Buscemi, Dora			0.01%	149.75	0.00	9.70	(0.03)	159.42	3.31	0.01%	4.40	(3.31)	(0.33)	163.50
2007	Bythewood, Dorothy			0.01%	65.17	0.00	4.22	(0.01)	69.38	1.44	0.01%	1.91	(1.44)	(0.14)	71.15
2011	Callahan Ann M			0.01%	65.00	0.00	4.21	(0.01)	69.20	0.00	0.01%	1.91	(0.00)	(0.14)	70.97
2009	Calina, Mary S.			0.03%	269.20	0.00	17.44	(0.05)	286.59	5.96	0.03%	7.91	(5.96)	(0.59)	293.91
2004	Campbell, William			0.03%	312.80	0.00	20.26	(0.06)	333.01	6.92	0.03%	9.19	(6.92)	(0.68)	341.51
2008	Campos, Carlos Sr.			0.01%	130.34	0.00	8.44	(0.02)	138.75	2.88	0.01%	3.83	(2.88)	(0.28)	142.30
2006	Capozzi, Bruce			0.01%	139.39	0.00	9.03	(0.03)	148.40	3.09	0.01%	4.09	(3.09)	(0.30)	152.18
2003	Carney, Jr., Joseph			0.03%	307.32	0.00	19.91	(0.06)	327.18	6.80	0.03%	9.03	(6.80)	(0.67)	335.53
2004	Carr, Raymond			0.03%	312.80	0.00	20.26	(0.06)	333.01	6.92	0.03%	9.19	(6.92)	(0.68)	341.51
2004	Carroll, Margaret			0.02%	156.40	0.00	10.13	(0.03)	166.50	3.46	0.02%	4.59	(3.46)	(0.34)	170.76
2005	Carter, Edna G.			0.01%	71.95	0.00	4.66	(0.01)	76.59	1.59	0.01%	2.11	(1.59)	(0.16)	78.55
2008	Casey, Karen			0.01%	130.34	0.00	8.44	(0.02)	138.75	2.88	0.01%	3.83	(2.88)	(0.28)	142.30
2012	Cassaro, Noreen M.			0.00%	0.00	130.00	0.00	0.00	130.00	0.00	0.00%	0.00	0.00	0.00	130.00
2002	Catalfimo, Catherine			0.03%	307.32	0.00	19.91	(0.06)	327.18	6.80	0.03%	9.03	(6.80)	(0.67)	335.53
2007	Catarius, Carole			0.01%	133.14	0.00	8.63	(0.03)	141.74	2.95	0.01%	3.91	(2.95)	(0.29)	145.36
2007	Cavanaugh, John			0.01%	133.14	0.00	8.63	(0.03)	141.74	2.95	0.01%	3.91	(2.95)	(0.29)	145.36
2003	Charlebois, David			0.03%	307.32	0.00	19.91	(0.06)	327.18	6.80	0.03%	9.03	(6.80)	(0.67)	335.53
2002	Chorley, David			0.01%	149.75	0.00	9.70	(0.03)	159.42	3.31	0.01%	4.40	(3.31)	(0.33)	163.50
2010	Chiccarone, Peter			0.03%	274.64	0.00	17.79	(0.05)	292.38	6.08	0.03%	8.07	(6.08)	(0.60)	299.84
2006	Clifton, Walter S			0.01%	139.39	0.00	9.03	(0.03)	148.40	3.09	0.01%	4.09	(3.09)	(0.30)	152.18
2007	Coco, Horace J.			0.03%	260.67	0.00	16.89	(0.05)	277.51	5.77	0.03%	7.66	(5.77)	(0.57)	284.59
2006	Conley, Richard A.N.			0.01%	69.70	0.00	4.52	(0.01)	74.20	1.54	0.01%	2.05	(1.54)	(0.15)	76.10
2005	Conners, Maurice			0.01%	143.89	0.00	9.32	(0.03)	153.19	3.18	0.01%	4.23	(3.18)	(0.31)	157.10
2005	Conneamey, Kevin			0.02%	215.84	0.00	13.98	(0.04)	229.78	4.78	0.02%	6.34	(4.78)	(0.47)	235.64
2011	Cooney, Patrick W.			0.01%	65.00	0.00	4.21	(0.01)	69.20	0.00	0.01%	1.91	0.00	(0.14)	70.97
2010	Cossette, Sandra A.			0.02%	205.98	0.00	13.34	(0.04)	219.28	4.56	0.02%	6.05	(4.56)	(0.45)	224.88
2004	Coty, Bernard W.			0.03%	312.80	0.00	20.26	(0.06)	333.01	6.92	0.03%	9.19	(6.92)	(0.68)	341.51
2003	Couture, Doris			0.03%	307.32	0.00	19.91	(0.06)	327.18	6.80	0.03%	9.03	(6.80)	(0.67)	335.53
2009	Coville, Jacqueline			0.01%	67.30	0.00	4.36	(0.01)	71.65	1.49	0.01%	1.98	(1.49)	(0.15)	73.48
2003	Cox, Sheila			0.03%	307.32	0.00	19.91	(0.06)	327.18	6.80	0.03%	9.03	(6.80)	(0.67)	335.53
2006	Crane, William A.			0.01%	133.14	0.00	8.63	(0.03)	141.74	2.95	0.01%	3.91	(2.95)	(0.29)	145.36
2010	Cronin, John F.			0.01%	137.32	0.00	8.90	(0.03)	146.19	3.04	0.01%	4.03	(3.04)	(0.30)	149.92
2007	Croteau, Deborah			0.03%	266.29	0.00	17.25	(0.05)	283.49	5.89	0.03%	7.82	(5.89)	(0.58)	290.73
2012	Croteau, Susan E.			0.00%	0.00	65.00	0.00	0.00	65.00	0.00	0.00%	0.00	0.00	0.00	65.00
2003	Crumpler, Betty Jane			0.01%	153.66	0.00	9.95	(0.03)	163.59	3.40	0.01%	4.51	(3.40)	(0.34)	167.77
2009	Curran, Brenda J.			0.01%	134.60	0.00	8.72	(0.03)	143.30	2.98	0.01%	3.96	(2.98)	(0.29)	146.95
2010	D'Agate, John Abdul			0.03%	274.64	0.00	17.79	(0.05)	292.38	6.08	0.03%	8.07	(6.08)	(0.60)	299.84
2004	Dawson, Barbara			0.02%	156.40	0.00	10.13	(0.03)	166.50	3.46	0.02%	4.59	(3.46)	(0.34)	170.76

## REPORT OF THE TRUST FUNDS OF THE TOWN OF SALEM, NH ON DECEMBER 31, 2012

Date of Creation	NAME OF TRUST FUND	PURPOSE OF TRUST FUND		PRINCIPAL			INCOME					TOTAL				
				%	Balance Beginning Year	Additions/ New Funds Created	Gains or (Losses) on Sale of Securities	Fees	Balance End Year	Balance Beginning Year	%		Earned During Year	Expended During Year	Fees	Balance End Year
2004	Dawson, Lynne			0.02%	156.40	0.00	10.13	(0.03)	166.50	3.46	0.02%	4.59	(3.46)	(0.34)	4.25	170.76
2010	Day, Stephen R.			0.01%	68.66	0.00	4.45	(0.01)	73.09	1.52	0.01%	2.02	(1.52)	(0.15)	1.87	74.96
2011	DeAmicis, Robert A.			0.01%	130.00	0.00	8.42	(0.02)	138.40	0.00	0.01%	3.82	0.00	(0.28)	3.53	141.93
2004	DeCesare, Helen			0.02%	156.40	0.00	10.13	(0.03)	166.50	3.46	0.02%	4.59	(3.46)	(0.34)	4.25	170.76
2003	Decker, Nancy G.			0.02%	230.49	0.00	14.93	(0.04)	245.38	5.10	0.02%	6.77	(5.10)	(0.50)	6.27	251.65
2011	Delaney, Norman G.			0.01%	130.00	0.00	8.42	(0.02)	138.40	0.00	0.01%	3.82	0.00	(0.28)	3.53	141.93
2002	Dellacioppa, David			0.01%	149.75	0.00	9.70	(0.03)	159.42	3.31	0.01%	4.40	(3.31)	(0.33)	4.08	163.50
2001	Deloche, Jean			0.01%	149.75	0.00	9.70	(0.03)	159.42	3.31	0.01%	4.40	(3.31)	(0.33)	4.08	163.50
2003	Demellia, Michael			0.02%	156.40	0.00	10.13	(0.03)	166.50	3.46	0.02%	4.59	(3.46)	(0.34)	4.25	170.76
2003	Demers, Rudolph			0.01%	76.83	0.00	4.98	(0.01)	81.79	1.70	0.01%	2.26	(1.70)	(0.17)	2.09	83.88
2011	Dennis, Robert L.			0.01%	130.00	0.00	8.42	(0.02)	138.40	0.00	0.01%	3.82	0.00	(0.28)	3.53	141.93
2010	DeRosa, Philip A. Sr.			0.01%	130.00	0.00	8.42	(0.02)	138.40	0.00	0.01%	3.82	0.00	(0.28)	3.53	141.93
2005	DesFosses, Gloria			0.01%	143.89	0.00	9.32	(0.03)	153.19	3.18	0.01%	4.23	(3.18)	(0.31)	3.92	157.10
2011	DeSousa, Abigail			0.00%	0.00	130.00	0.00	0.00	130.00	0.00	0.00%	0.00	0.00	0.00	0.00	130.00
2010	Desmanches, Rene			0.03%	274.64	0.00	17.79	(0.05)	292.38	6.08	0.03%	8.07	(6.08)	(0.60)	7.47	299.84
2008	DeVito, Stephen D.			0.03%	260.67	0.00	16.89	(0.05)	277.51	5.77	0.03%	7.66	(5.77)	(0.57)	7.09	284.59
2003	Dew, Robert			0.01%	153.66	0.00	9.95	(0.03)	163.59	3.40	0.01%	4.51	(3.40)	(0.34)	4.18	167.77
2011	Donabedian, Daniel			0.01%	130.00	0.00	8.42	(0.02)	138.40	0.00	0.01%	3.82	0.00	(0.28)	3.53	141.93
2006	Donovan, Rita			0.01%	139.39	0.00	9.03	(0.03)	148.40	3.09	0.01%	4.09	(3.09)	(0.30)	3.78	152.18
2012	Dozibrin, Theodore			0.00%	0.00	130.00	0.00	0.00	130.00	0.00	0.00%	0.00	0.00	0.00	0.00	130.00
2009	Dube, Richard			0.01%	137.32	0.00	8.90	(0.03)	146.19	3.04	0.01%	4.03	(3.04)	(0.30)	3.73	149.92
2002	Dubreuil, Denise			0.01%	74.87	0.00	4.85	(0.01)	79.71	1.66	0.01%	2.20	(1.66)	(0.16)	2.03	81.74
2005	Dubois, John			0.01%	143.89	0.00	9.32	(0.03)	153.19	3.18	0.01%	4.23	(3.18)	(0.31)	3.92	157.10
2004	Duffy, Theresa			0.01%	78.20	0.00	5.07	(0.01)	83.25	1.73	0.01%	2.30	(1.73)	(0.17)	2.13	85.38
2005	Duggan, Paul			0.03%	287.78	0.00	18.64	(0.05)	306.37	6.37	0.03%	8.45	(6.37)	(0.63)	7.82	314.20
2012	Dumochel, Rejean J.			0.00%	0.00	130.00	0.00	0.00	130.00	0.00	0.00%	0.00	0.00	0.00	0.00	130.00
2002	Dunaway, James			0.01%	149.75	0.00	9.70	(0.03)	159.42	3.31	0.01%	4.40	(3.31)	(0.33)	4.08	163.50
2005	Duvernay, Bertrand			0.01%	143.89	0.00	9.32	(0.03)	153.19	3.18	0.01%	4.23	(3.18)	(0.31)	3.92	157.10
2007	Dymek, Doris			0.02%	195.50	0.00	12.67	(0.04)	208.13	4.33	0.02%	5.74	(4.33)	(0.43)	5.31	213.44
2012	English, Diane L.			0.00%	0.00	65.00	0.00	0.00	65.00	0.00	0.00%	0.00	0.00	0.00	0.00	65.00
2010	Espinal, Andrea L.			0.01%	68.66	0.00	4.45	(0.01)	73.09	1.52	0.01%	2.02	(1.52)	(0.15)	1.87	74.96
2011	Fairweather, Ethel M			0.01%	130.00	0.00	8.42	(0.02)	138.40	0.00	0.01%	3.82	0.00	(0.28)	3.53	141.93
2010	Fallier, Nancy J.			0.01%	68.66	0.00	4.45	(0.01)	73.09	1.52	0.01%	2.02	(1.52)	(0.15)	1.87	74.96
2012	Farnell, Brian R.			0.00%	0.00	195.00	0.00	0.00	195.00	0.00	0.00%	0.00	0.00	0.00	0.00	195.00
2002	Farneth, Douglas			0.01%	74.87	0.00	4.85	(0.01)	79.71	1.66	0.01%	2.20	(1.66)	(0.16)	2.03	81.74
2007	Faucher, Lucia			0.02%	199.71	0.00	12.94	(0.04)	212.61	4.42	0.02%	5.87	(4.42)	(0.44)	5.43	218.04
2004	Fawcett, Walter			0.02%	156.40	0.00	10.13	(0.03)	166.50	3.46	0.02%	4.59	(3.46)	(0.34)	4.25	170.76
2012	Feeney, Gail F.			0.00%	0.00	130.00	0.00	0.00	130.00	0.00	0.00%	0.00	0.00	0.00	0.00	130.00
2006	Ferris, Virginia M.			0.03%	278.79	0.00	18.06	(0.05)	296.80	6.17	0.03%	8.19	(6.17)	(0.61)	7.58	304.38
2006	Fichera, Philip D.			0.01%	139.39	0.00	9.03	(0.03)	148.40	3.09	0.01%	4.09	(3.09)	(0.30)	3.78	152.18
2002	Filton, Ruth E.			0.03%	299.50	0.00	19.40	(0.06)	318.84	6.63	0.03%	8.80	(6.63)	(0.65)	8.14	326.98
2006	Fitzgerald, Diane			0.03%	278.79	0.00	18.06	(0.05)	296.80	6.17	0.03%	8.19	(6.17)	(0.61)	7.58	304.38
2007	Fleming, Dorothy			0.03%	266.29	0.00	17.25	(0.05)	283.49	5.89	0.03%	7.82	(5.89)	(0.58)	7.24	290.73
2011	Flessas, Carol M.			0.01%	130.00	0.00	8.42	(0.02)	138.40	0.00	0.01%	3.82	0.00	(0.28)	3.53	141.93
2011	Ford, Earl F			0.00%	0.00	130.00	0.00	0.00	130.00	0.00	0.00%	0.00	0.00	0.00	0.00	130.00
2005	Ford, Joan			0.01%	143.89	0.00	9.32	(0.03)	153.19	3.18	0.01%	4.23	(3.18)	(0.31)	3.92	157.10
2002	Foulds Jr., Samuel T. N.			0.01%	149.75	0.00	9.70	(0.03)	159.42	3.31	0.01%	4.40	(3.31)	(0.33)	4.08	163.50



## REPORT OF THE TRUST FUNDS OF THE TOWN OF SALEM, NH ON DECEMBER 31, 2012

Date of Creation	NAME OF TRUST FUND	PURPOSE OF HOW INVESTED TRUST FUND	PRINCIPAL					INCOME					TOTAL		
			%	Balance Beginning Year	Additions/ New Funds Created	Gains or (Losses) on Sale of Securities	Fees	Balance End Year	Balance Beginning Year	%	Earned During Year	Expended During Year		Fees	Balance End Year
2004	Fowler, George		0.02%	156.40	0.00	10.13	(0.03)	166.50	3.46	0.02%	4.59	(3.46)	(0.34)	4.25	170.76
2011	Fox, James J.		0.03%	260.00	0.00	16.84	(0.05)	276.79	0.00	0.03%	7.64	0.00	(0.57)	7.07	283.86
2005	Fredette, Joseph		0.01%	143.89	0.00	9.32	(0.03)	153.19	3.18	0.01%	3.18	(3.18)	(0.31)	3.92	157.10
2007	Freitas, Marilyn		0.01%	133.14	0.00	8.63	(0.03)	141.74	2.95	0.01%	3.91	(2.95)	(0.29)	3.62	145.36
2001	Fusco, George C		0.01%	149.75	0.00	9.70	(0.03)	159.42	3.31	0.01%	4.40	(3.31)	(0.33)	4.08	163.50
2003	Frederick, Ruth A.		0.02%	156.40	0.00	10.13	(0.03)	166.50	3.46	0.02%	4.59	(3.46)	(0.34)	4.25	170.76
2008	Gagnon, Gilman J.		0.01%	130.34	0.00	8.44	(0.02)	138.75	2.88	0.01%	3.83	(2.88)	(0.28)	3.55	142.30
2009	Gallagher, William T.		0.01%	134.60	0.00	8.72	(0.03)	143.30	2.98	0.01%	3.95	(2.98)	(0.29)	3.66	146.95
2007	Gallant, Joseph A.		0.01%	66.57	0.00	4.31	(0.01)	70.87	1.47	0.01%	1.96	(1.47)	(0.15)	1.81	72.68
2002	Galluzzo, David		0.03%	299.50	0.00	19.40	(0.06)	318.84	6.63	0.03%	8.80	(6.63)	(0.65)	8.14	326.98
2008	Garabedian, Carol E		0.03%	269.20	0.00	17.44	(0.05)	286.59	5.96	0.03%	7.91	(5.96)	(0.59)	7.32	293.91
2005	Garabedian, Carolyn		0.03%	287.78	0.00	18.64	(0.05)	306.37	6.37	0.03%	8.45	(6.37)	(0.63)	7.82	314.20
2005	Garcia, Gilbert		0.01%	139.39	0.00	9.03	(0.03)	148.40	3.09	0.01%	4.09	(3.09)	(0.30)	3.78	152.18
2009	Gardella, Doris T		0.01%	134.60	0.00	8.72	(0.03)	143.30	2.98	0.01%	3.95	(2.98)	(0.29)	3.66	146.95
2002	Gardella, Doris T		0.01%	149.75	0.00	9.70	(0.03)	159.42	3.31	0.01%	4.40	(3.31)	(0.33)	4.08	163.50
2002	Garvey, Charles		0.01%	149.75	0.00	9.70	(0.03)	159.42	3.31	0.01%	4.40	(3.31)	(0.33)	4.08	163.50
2003	Gazda, Richard J.		0.01%	153.66	0.00	9.95	(0.03)	163.59	3.40	0.01%	4.51	(3.40)	(0.34)	4.18	167.77
2008	Geary, Richard F.		0.01%	65.17	0.00	4.22	(0.01)	69.38	1.44	0.01%	1.91	(1.44)	(0.14)	1.77	71.15
2006	Gentile, William		0.03%	278.79	0.00	18.06	(0.05)	296.80	6.17	0.03%	8.19	(6.17)	(0.61)	7.58	304.38
2004	George, Ernest J.		0.03%	287.78	0.00	18.64	(0.05)	306.37	6.37	0.03%	8.45	(6.37)	(0.63)	7.82	314.20
2003	Georgiana, Kaitlin Eliz		0.02%	230.49	0.00	14.93	(0.04)	245.38	5.10	0.02%	6.77	(5.10)	(0.50)	6.27	251.65
2010	Glichrist, Bruce		0.01%	65.00	0.00	4.21	(0.01)	69.20	0.00	0.01%	1.91	0.00	(0.14)	1.77	70.97
2004	Gill, Ann		0.03%	287.78	0.00	18.64	(0.05)	306.37	6.37	0.03%	8.45	(6.37)	(0.63)	7.82	314.20
2005	Gill, Jeannette		0.01%	139.39	0.00	9.03	(0.03)	148.40	3.09	0.01%	4.09	(3.09)	(0.30)	3.78	152.18
2008	Gingues, Diane M.		0.03%	260.67	0.00	16.89	(0.05)	277.51	5.77	0.03%	7.66	(5.77)	(0.57)	7.09	284.59
2007	Girard, Barbara J.		0.01%	133.14	0.00	8.63	(0.03)	141.74	2.95	0.01%	3.91	(2.95)	(0.29)	3.62	145.36
2005	Girard, Juliette		0.01%	69.70	0.00	4.52	(0.01)	74.20	1.54	0.01%	2.05	(1.54)	(0.15)	1.90	76.10
2003	Giragosian, Anthony		0.01%	153.66	0.00	9.95	(0.03)	163.59	3.40	0.01%	4.51	(3.40)	(0.34)	4.18	167.77
2012	Giuffrida, Joseph P.		0.00%		130.00	0.00	0.00	130.00	0.00	0.00%	0.00	0.00	0.00	0.00	130.00
2006	Giusti, Joan		0.01%	139.39	0.00	9.03	(0.03)	148.40	3.09	0.01%	4.09	(3.09)	(0.30)	3.78	152.18
2002	Gosselin, Loretta M.		0.01%	153.66	0.00	9.95	(0.03)	163.59	3.40	0.01%	4.51	(3.40)	(0.34)	4.18	167.77
2003	Gould, William		0.03%	307.32	0.00	19.91	(0.06)	327.18	6.80	0.03%	9.03	(6.80)	(0.67)	8.36	335.53
2010	Goterch, Walter		0.03%	260.00	0.00	16.84	(0.05)	276.79	0.00	0.03%	7.64	0.00	(0.57)	7.07	283.86
2005	Grassi, Constance		0.01%	143.89	0.00	9.32	(0.03)	153.19	3.18	0.01%	4.23	(3.18)	(0.31)	3.92	157.10
2008	Graziani, Arthur Jr.		0.01%	130.34	0.00	8.44	(0.02)	138.75	2.88	0.01%	3.83	(2.88)	(0.28)	3.55	142.30
2011	Green, William T		0.01%	65.00	0.00	4.21	(0.01)	69.20	0.00	0.01%	1.91	0.00	(0.14)	1.77	70.97
2003	Grover, Roderick		0.03%	307.32	0.00	19.91	(0.06)	327.18	6.80	0.03%	9.03	(6.80)	(0.67)	8.36	335.53
2006	Gucciardi, Lee Ann		0.03%	266.29	0.00	17.25	(0.05)	283.49	5.89	0.03%	7.82	(5.89)	(0.58)	7.24	290.73
2009	Guern, Alfred L.		0.01%	137.32	0.00	8.90	(0.03)	146.19	3.04	0.01%	4.03	(3.04)	(0.30)	3.73	149.92
2009	Gugliotta, Francis		0.03%	269.20	0.00	17.44	(0.05)	286.59	5.96	0.03%	7.91	(5.96)	(0.59)	7.32	293.91
2006	Gugliotta, Glendolyn		0.01%	133.14	0.00	8.63	(0.03)	141.74	2.95	0.01%	3.91	(2.95)	(0.29)	3.62	145.36
2012	Guidry, Doris M.		0.00%	0.00	65.00	0.00	0.00	65.00	0.00	0.00%	0.00	0.00	0.00	0.00	65.00
2012	Guilmet, Raymond A.		0.00%	0.00	65.00	0.00	0.00	65.00	0.00	0.00%	0.00	0.00	0.00	0.00	65.00
2007	Habib, Christopher		0.01%	65.17	0.00	4.22	(0.01)	69.38	1.44	0.01%	1.91	(1.44)	(0.14)	1.77	71.15
2001	Hadwah, Julia Maloff		0.02%	224.62	0.00	14.55	(0.04)	239.13	4.97	0.02%	6.60	(4.97)	(0.49)	6.11	245.24
2001	Hall, David H.		0.02%	156.40	0.00	10.13	(0.03)	166.50	3.46	0.02%	4.59	(3.46)	(0.34)	4.25	170.76
2002	Hamel Jr., Charles		0.01%	74.87	0.00	4.85	(0.01)	79.71	1.66	0.01%	2.20	(1.66)	(0.16)	2.03	81.74

## REPORT OF THE TRUST FUNDS OF THE TOWN OF SALEM, NH ON DECEMBER 31, 2012

Date of Creation	NAME OF TRUST FUND	PURPOSE OF TRUST FUND	PRINCIPAL			INCOME					TOTAL		
			Balance Beginning Year	Additions/ New Funds Created	Gains or (Losses) on Sale of Securities	Fees	Balance End Year	Balance Beginning Year	%	Earned During Year	Expended During Year	Fees	Balance End Year
2006	Hamel, Dorothy I		139.39	0.00	9.03	(0.03)	148.40	3.09	0.01%	4.09	(3.09)	(0.30)	152.18
2009	Hanlon, Patricia		134.60	0.00	8.72	(0.03)	143.30	2.98	0.01%	3.95	(2.98)	(0.29)	146.95
2008	Harless, Gordon		65.17	0.00	4.22	(0.01)	69.38	1.44	0.01%	1.91	(1.44)	(0.14)	71.15
2003	Harrison, Patrick		76.83	0.00	4.98	(0.01)	81.79	1.70	0.01%	2.26	(1.70)	(0.17)	83.88
2009	Harvey, Catherine C.		274.64	0.00	17.79	(0.05)	292.38	6.08	0.03%	8.07	(6.08)	(0.60)	299.84
2010	Hebert, Roland H.		137.32	0.00	8.90	(0.03)	146.19	3.04	0.01%	4.03	(3.04)	(0.30)	149.92
2012	Hembrough, Muriel M.		0.00	65.00	0.00	0.00	65.00	0.00	0.00%	0.00	0.00	0.00	65.00
2005	Henderson, Noble		143.89	0.00	9.32	(0.03)	153.19	3.18	0.01%	4.23	(3.18)	(0.31)	157.10
2006	Hewitt, Timothy E.		69.70	0.00	4.52	(0.01)	74.20	1.54	0.01%	2.05	(1.54)	(0.15)	76.10
2011	Heuser, Vaughndella J.		130.00	0.00	8.42	(0.02)	138.40	0.00	0.01%	3.82	0.00	(0.28)	141.93
2002	Hilberg, Elizabeth		307.32	0.00	19.91	(0.06)	327.18	6.80	0.03%	9.03	(6.80)	(0.87)	335.53
2012	Hill, Eugenia P.		0.00	65.00	0.00	0.00	65.00	0.00	0.00%	0.00	0.00	0.00	65.00
2010	Hines, Sheila L.		274.64	0.00	17.79	(0.05)	292.38	6.08	0.03%	8.07	(6.08)	(0.60)	299.84
2002	Hobbs, Megan		153.66	0.00	9.95	(0.03)	163.59	3.40	0.01%	4.51	(3.40)	(0.34)	167.77
2002	Hockridge, Joan		149.75	0.00	9.70	(0.03)	159.42	3.31	0.01%	4.40	(3.31)	(0.33)	163.50
2007	Hoffman, George F.		195.50	0.00	12.67	(0.04)	208.13	4.33	0.02%	5.74	(4.33)	(0.43)	213.44
2010	Hohmann, Margaret M		205.98	0.00	13.34	(0.04)	219.28	4.56	0.02%	6.05	(4.56)	(0.45)	224.88
2012	Holland, Donna Marie		0.00	65.00	0.00	0.00	65.00	0.00	0.00%	0.00	0.00	0.00	65.00
2009	Homsey, Glenn M.		274.64	0.00	17.79	(0.05)	292.38	6.08	0.03%	8.07	(6.08)	(0.60)	299.84
2011	Hoon, Jacqueline M.		0.00	130.00	0.00	0.00	130.00	0.00	0.00%	0.00	0.00	0.00	130.00
2006	Howell, John J.		133.14	0.00	8.63	(0.03)	141.74	2.95	0.01%	3.91	(2.95)	(0.29)	145.36
2007	Hutchings, Judith		266.29	0.00	17.25	(0.05)	283.49	5.89	0.03%	7.82	(5.89)	(0.58)	290.73
2012	Hutchinson, Margaret A		0.00	130.00	0.00	0.00	130.00	0.00	0.00%	0.00	0.00	0.00	130.00
2005	Ichton, Joseph		143.89	0.00	9.32	(0.03)	153.19	3.18	0.01%	4.23	(3.18)	(0.31)	157.10
2008	Jacques, Marie		65.17	0.00	4.22	(0.01)	69.38	1.44	0.01%	1.91	(1.44)	(0.14)	71.15
2004	Jendrick, James T		143.89	0.00	9.32	(0.03)	153.19	3.18	0.01%	4.23	(3.18)	(0.31)	157.10
2002	Johnson, Edwin		74.87	0.00	4.85	(0.01)	79.71	1.66	0.01%	2.20	(1.66)	(0.16)	81.74
2008	Johnson, James L.		134.60	0.00	8.72	(0.03)	143.30	2.98	0.01%	3.95	(2.98)	(0.29)	146.95
2004	Kandres, Charles		215.84	0.00	13.98	(0.04)	229.78	4.78	0.02%	6.34	(4.78)	(0.47)	235.64
2009	Karamourtopoulos, John		137.32	0.00	8.90	(0.03)	146.19	3.04	0.01%	4.03	(3.04)	(0.30)	149.92
2012	Kater, Ronald J.		0.00	130.00	0.00	0.00	130.00	0.00	0.00%	0.00	0.00	0.00	130.00
2002	Kaufman, Edith		149.75	0.00	9.70	(0.03)	159.42	3.31	0.01%	4.40	(3.31)	(0.33)	163.50
2012	Karl, Eric D		0.00	260.00	0.00	0.00	260.00	0.00	0.00%	0.00	0.00	0.00	260.00
2007	Keo, Jim		133.14	0.00	8.63	(0.03)	141.74	2.95	0.01%	3.91	(2.95)	(0.29)	145.36
2008	Kimball, Harold F.		65.17	0.00	4.22	(0.01)	69.38	1.44	0.01%	1.91	(1.44)	(0.14)	71.15
2007	King, Mary S.		66.57	0.00	4.31	(0.01)	70.87	1.47	0.01%	1.96	(1.47)	(0.15)	72.68
2010	Koza, Barbara J.		137.32	0.00	8.90	(0.03)	146.19	3.04	0.01%	4.03	(3.04)	(0.30)	149.92
2010	Kurgan, Lois S.		66.66	0.00	4.45	(0.01)	73.09	1.52	0.01%	2.02	(1.52)	(0.15)	74.96
2011	Lai, Man Yip		260.00	0.00	16.84	(0.05)	276.79	0.00	0.03%	7.64	0.00	(0.57)	283.86
2005	LaFontaine, Richard		209.09	0.00	13.55	(0.04)	222.60	4.63	0.02%	6.14	(4.63)	(0.46)	228.28
2005	Lamphere, Lorraine T.		143.89	0.00	9.32	(0.03)	153.19	3.18	0.01%	4.23	(3.18)	(0.31)	157.10
2003	Landry, Raymond I		156.40	0.00	10.13	(0.03)	166.50	3.46	0.02%	4.59	(3.46)	(0.34)	170.76
2004	Landry, Wilfred A.		287.78	0.00	18.64	(0.05)	306.37	6.37	0.03%	8.45	(6.37)	(0.63)	314.20
2007	Laquette, Lionel		65.17	0.00	4.22	(0.01)	69.38	1.44	0.01%	1.91	(1.44)	(0.14)	71.15
2011	LaPlante, John J.		65.00	0.00	4.21	(0.01)	69.20	0.00	0.01%	1.91	0.00	(0.14)	70.97
2008	Laroche, Joan		65.17	0.00	4.22	(0.01)	69.38	1.44	0.01%	1.91	(1.44)	(0.14)	71.15
2003	Laspina, Alfred J.		76.83	0.00	4.98	(0.01)	81.79	1.70	0.01%	2.26	(1.70)	(0.17)	83.88
2007	Laycock, Beatrice		133.14	0.00	8.63	(0.03)	141.74	2.95	0.01%	3.91	(2.95)	(0.29)	145.36
2005	Leamy, Brenda		143.89	0.00	9.32	(0.03)	153.19	3.18	0.01%	4.23	(3.18)	(0.31)	157.10
2010	Leary, Thomas F.		66.66	0.00	4.45	(0.01)	73.09	1.52	0.01%	2.02	(1.52)	(0.15)	74.96
2009	LeBlanc, Donald S.		137.32	0.00	8.90	(0.03)	146.19	3.04	0.01%	4.03	(3.04)	(0.30)	149.92
2008	Leone, Paul J., Sr.		130.34	0.00	8.44	(0.02)	138.75	2.88	0.01%	3.83	(2.88)	(0.28)	142.30
2005	Lerich, Robert Sr.		143.89	0.00	9.32	(0.03)	153.19	3.18	0.01%	4.23	(3.18)	(0.31)	157.10
2002	Lesnitsky, George		299.50	0.00	19.40	(0.06)	318.84	6.63	0.03%	8.80	(6.63)	(0.65)	326.98
2002	Letourneau, Rene P		74.87	0.00	4.85	(0.01)	79.71	1.66	0.01%	2.20	(1.66)	(0.16)	81.74
2009	Limosani, Michael F.		66.66	0.00	4.45	(0.01)	73.09	1.52	0.01%	2.02	(1.52)	(0.15)	74.96
2009	Lorenzo, Joseph D.		137.32	0.00	8.90	(0.03)	146.19	3.04	0.01%	4.03	(3.04)	(0.30)	149.92
2010	Lovejoy, Thomas G.		137.32	0.00	8.90	(0.03)	146.19	3.04	0.01%	4.03	(3.04)	(0.30)	149.92
2011	Lund, Mary D.		65.00	0.00	4.21	(0.01)	69.20	0.00	0.01%	1.91	0.00	(0.14)	70.97
2007	Lund, Nancy L		266.29	0.00	17.25	(0.05)	283.49	5.89	0.03%	7.82	(5.89)	(0.58)	290.73
2002	Lustenberger, Noreen		149.75	0.00	9.70	(0.03)	159.42	3.31	0.01%	4.40	(3.31)	(0.33)	163.50

## REPORT OF THE TRUST FUNDS OF THE TOWN OF SALEM, NH ON DECEMBER 31, 2012

Date of Creation	NAME OF TRUST FUND	PURPOSE OF TRUST FUND		PRINCIPAL			INCOME						TOTAL			
				%	Balance Beginning Year	Additions/ New Funds Created	Gains or (Losses) on Sale of Securities	Fees	Balance End Year	Balance Beginning Year	%	Earned During Year	Expended During Year	Fees	Balance End Year	Principal & Income
2005	Lutey, Wesley R., Sr.			0.03%	287.78	0.00	18.64	(0.05)	306.37	6.37	0.03%	8.45	(6.37)	(0.63)	7.82	314.20
2006	Lynch, Daniel A.			0.02%	209.09	0.00	13.55	(0.04)	222.60	4.63	0.02%	6.14	(4.63)	(0.46)	5.68	228.28
2006	MacDonald, Colin			0.01%	139.39	0.00	9.03	(0.03)	148.40	3.09	0.01%	4.09	(3.09)	(0.30)	3.78	152.18
2008	MacDonald, William			0.01%	130.34	0.00	8.44	(0.02)	138.75	2.88	0.01%	3.83	(2.88)	(0.28)	3.55	142.30
2005	McNamara, Thomas			0.01%	69.70	0.00	4.52	(0.01)	74.20	1.54	0.01%	2.05	(1.54)	(0.15)	1.90	76.10
2001	MacPhee, Barbara J			0.01%	149.75	0.00	9.70	(0.03)	159.42	3.31	0.01%	4.40	(3.31)	(0.33)	4.08	163.50
2009	Mahoney, Elizabeth			0.01%	134.60	0.00	8.72	(0.03)	143.30	2.98	0.01%	3.95	(2.98)	(0.29)	3.66	146.95
2010	Maille, Elizabeth			0.01%	137.32	0.00	8.90	(0.03)	146.19	3.04	0.01%	4.03	(3.04)	(0.30)	3.73	149.92
2003	Maker, Joseph T			0.01%	153.66	0.00	9.95	(0.03)	163.59	3.40	0.01%	4.51	(3.40)	(0.34)	4.18	167.77
2003	Maker, Ronald R.			0.01%	153.66	0.00	9.95	(0.03)	163.59	3.40	0.01%	4.51	(3.40)	(0.34)	4.18	167.77
2010	Maloney, Stephen F.			0.02%	205.98	0.00	13.34	(0.04)	219.28	4.56	0.02%	6.05	(4.56)	(0.45)	5.60	224.88
2007	Manduca, Joseph			0.01%	66.57	0.00	4.31	(0.01)	70.87	1.47	0.01%	1.96	(1.47)	(0.15)	1.81	72.68
2012	Manton, Richard B.			0.00%	0.00	130.00	0.00	0.00	130.00	0.00	0.00%	0.00	0.00	0.00	0.00	130.00
2005	Marchalaitis, Wayne F.			0.01%	71.95	0.00	4.66	(0.01)	76.59	1.59	0.01%	2.11	(1.59)	(0.16)	1.96	78.55
2011	Marin, Cheryl			0.03%	260.00	0.00	16.84	(0.05)	276.79	0.00	0.03%	7.64	0.00	(0.57)	7.07	283.86
2008	Marshall, Norman			0.03%	269.20	0.00	17.44	(0.05)	286.59	5.96	0.03%	7.91	(5.96)	(0.59)	7.32	293.91
2002	Marsden, Linda			0.01%	74.87	0.00	4.85	(0.01)	79.71	1.66	0.01%	2.20	(1.66)	(0.16)	2.03	81.74
2010	Martin, Claire L.			0.01%	137.32	0.00	8.90	(0.03)	146.19	3.04	0.01%	4.03	(3.04)	(0.30)	3.73	149.92
2007	Mathon, Gerard			0.01%	133.14	0.00	8.63	(0.03)	141.74	2.95	0.01%	3.91	(2.95)	(0.29)	3.62	145.36
2011	Mawson, Eileen			0.01%	65.00	0.00	4.21	(0.01)	69.20	0.00	0.01%	1.91	0.00	(0.14)	1.77	70.97
2010	McCarthy, Richard E, Dr.			0.01%	137.32	0.00	8.90	(0.03)	146.19	3.04	0.01%	4.03	(3.04)	(0.30)	3.73	149.92
2007	McColligan, Alice			0.01%	66.57	0.00	4.31	(0.01)	70.87	1.47	0.01%	1.96	(1.47)	(0.15)	1.81	72.68
2004	McGuire, Edward			0.01%	143.89	0.00	9.32	(0.03)	153.19	3.18	0.01%	4.23	(3.18)	(0.31)	3.92	157.10
2006	McGrath, Sheila P.			0.01%	133.14	0.00	8.63	(0.03)	141.74	2.95	0.01%	3.91	(2.95)	(0.29)	3.62	145.36
2003	McDonough, Thomas			0.02%	156.40	0.00	10.13	(0.03)	166.50	3.46	0.02%	4.59	(3.46)	(0.34)	4.25	170.76
2011	McInnis, George			0.01%	130.00	0.00	8.42	(0.02)	138.40	0.00	0.01%	3.82	0.00	(0.28)	3.53	141.93
2011	McLean, Mariena S.			0.02%	195.00	0.00	12.63	(0.04)	207.60	0.00	0.02%	5.73	0.00	(0.43)	5.30	212.90
2011	Meisel, Frank R. Jr.			0.01%	130.00	0.00	8.42	(0.02)	138.40	0.00	0.01%	3.82	0.00	(0.28)	3.53	141.93
2008	Melanson, Joseph S.			0.01%	130.34	0.00	8.44	(0.02)	138.75	2.88	0.01%	3.83	(2.88)	(0.28)	3.55	142.30
2003	Meredith, Michael			0.02%	230.49	0.00	14.93	(0.04)	245.38	5.10	0.02%	6.77	(5.10)	(0.50)	6.27	251.65
2010	Morrow, Earl K.			0.01%	130.00	0.00	8.42	(0.02)	138.40	0.00	0.01%	3.82	0.00	(0.28)	3.53	141.93
2009	Michalski, Donald C			0.01%	134.60	0.00	8.72	(0.03)	143.30	2.98	0.01%	3.95	(2.98)	(0.29)	3.66	146.95
2009	Miller, Joan T			0.01%	134.60	0.00	8.72	(0.03)	143.30	2.98	0.01%	3.95	(2.98)	(0.29)	3.66	146.95

## REPORT OF THE TRUST FUNDS OF THE TOWN OF SALEM, NH ON DECEMBER 31, 2012

Date of Creation	NAME OF TRUST FUND	PURPOSE OF TRUST FUND			PRINCIPAL					INCOME					TOTAL		
					%	Balance Beginning Year	Additions/ New Funds Created	Gains or (Losses) on Sale of Securities	Fees	Balance End Year	%	Earned During Year	Expended During Year	Fees		Balance End Year	
2002	Miller, Yvonne				0.01%	74.87	0.00	4.85	(0.01)	79.71	1.66	0.01%	2.20	(1.66)	(0.16)	2.03	81.74
2005	Milley, Karen W.				0.01%	143.89	0.00	9.32	(0.03)	153.19	3.18	0.01%	4.23	(3.18)	(0.31)	3.92	157.10
2010	Minnon, Jean E.				0.03%	274.64	0.00	17.79	(0.05)	292.38	6.08	0.03%	8.07	(6.08)	(0.60)	7.47	299.84
2003	Monaghan, Dorothy				0.01%	153.66	0.00	9.95	(0.03)	163.59	3.40	0.01%	4.51	(3.40)	(0.34)	4.18	167.77
2011	Monty, Donald L. Jr.				0.00%	130.00	0.00	8.42	(0.02)	138.40	0.00	0.01%	3.82	0.00	(0.28)	3.53	141.93
2003	Moore, John C.				0.00%	0.00	130.00	0.00	0.00	130.00	0.00	0.00%	0.00	0.00	0.00	0.00	130.00
2007	Moorehouse, Thomas				0.01%	153.66	0.00	9.95	(0.03)	163.59	3.40	0.01%	4.51	(3.40)	(0.34)	4.18	167.77
2011	Moir, Nathan				0.01%	133.14	0.00	8.63	(0.03)	141.74	2.95	0.01%	3.91	(2.95)	(0.29)	3.62	145.36
2004	Morelle, Amelia P.				0.01%	130.00	0.00	8.42	(0.02)	138.40	0.00	0.01%	3.82	0.00	(0.28)	3.53	141.93
2004	Mosques, Thomas				0.02%	156.40	0.00	10.13	(0.03)	166.50	3.46	0.02%	4.59	(3.46)	(0.34)	4.25	170.76
2011	Muir, Richard W.				0.01%	130.00	0.00	8.42	(0.02)	138.40	0.00	0.01%	3.82	0.00	(0.28)	3.53	141.93
2003	Munro, Claire				0.01%	153.66	0.00	9.95	(0.03)	163.59	3.40	0.01%	4.51	(3.40)	(0.34)	4.18	167.77
2006	Murphy, Robert				0.01%	133.14	0.00	8.63	(0.03)	141.74	2.95	0.01%	3.91	(2.95)	(0.29)	3.62	145.36
2004	Murray, Richard				0.02%	156.40	0.00	10.13	(0.03)	166.50	3.46	0.02%	4.59	(3.46)	(0.34)	4.25	170.76
2002	Narinkivicius, Walter				0.01%	149.75	0.00	9.70	(0.03)	159.42	3.31	0.01%	4.40	(3.31)	(0.33)	4.08	163.50
2009	Neuhauser, Margit				0.02%	201.90	0.00	13.08	(0.04)	214.94	4.47	0.02%	5.93	(4.47)	(0.44)	5.49	220.43
2005	Noonan, Cynthia D.				0.01%	134.60	0.00	8.72	(0.03)	143.30	2.98	0.01%	3.95	(2.98)	(0.29)	3.66	146.95
2009	Nutter, Harold R.				0.01%	143.89	0.00	9.32	(0.03)	153.19	3.18	0.01%	4.23	(3.18)	(0.31)	3.92	157.10
2006	O'Connell, Mark J.				0.01%	139.39	0.00	9.03	(0.03)	148.40	3.09	0.01%	4.09	(3.09)	(0.30)	3.78	152.18
2002	O'Clare, Doreen				0.03%	299.50	0.00	19.40	(0.06)	318.84	6.63	0.03%	8.80	(6.63)	(0.65)	8.14	326.98
2003	O'Neill, Theresa				0.01%	153.66	0.00	9.95	(0.03)	163.59	3.40	0.01%	4.51	(3.40)	(0.34)	4.18	167.77
2006	Olds, David W.				0.01%	139.39	0.00	9.03	(0.03)	148.40	3.09	0.01%	4.09	(3.09)	(0.30)	3.78	152.18
2010	Olds, Howard W.				0.03%	274.64	0.00	17.79	(0.05)	292.38	6.08	0.03%	8.07	(6.08)	(0.60)	7.47	299.84
2009	Olivera, Joseph J.				0.01%	67.30	0.00	4.36	(0.01)	71.65	1.49	0.01%	1.98	(1.49)	(0.15)	1.83	73.48
2007	Oliveri, Richard P.				0.03%	260.67	0.00	16.89	(0.05)	277.51	5.77	0.03%	7.66	(5.77)	(0.57)	7.09	284.59
2002	Ouellette, Patrick				0.01%	74.87	0.00	4.85	(0.01)	79.71	1.66	0.01%	2.20	(1.66)	(0.16)	2.03	81.74
2002	Overka, Sandra M.				0.03%	299.50	0.00	19.40	(0.06)	318.84	6.63	0.03%	8.80	(6.63)	(0.65)	8.14	326.98
2002	Packard, Cynthia				0.03%	299.50	0.00	19.40	(0.06)	318.84	6.63	0.03%	8.80	(6.63)	(0.65)	8.14	326.98
2006	Palombi, Joan M.				0.01%	139.39	0.00	9.03	(0.03)	148.40	3.09	0.01%	4.09	(3.09)	(0.30)	3.78	152.18
2012	Pandelella, Michael P.				0.00%	0.00	260.00	0.00	0.00	260.00	0.00	0.00%	0.00	0.00	0.00	0.00	260.00
2010	Pappalardo, Mara C.				0.01%	130.00	0.00	8.42	(0.02)	138.40	0.00	0.01%	3.82	0.00	(0.28)	3.53	141.93
2007	Parhiala, Susan				0.01%	133.14	0.00	8.63	(0.03)	141.74	2.95	0.01%	3.91	(2.95)	(0.29)	3.62	145.36
2007	Parsons, Warren				0.02%	199.71	0.00	12.94	(0.04)	212.61	4.42	0.02%	5.87	(4.42)	(0.44)	5.43	218.04
2008	Patnode, George W.				0.01%	130.34	0.00	8.44	(0.02)	138.75	2.88	0.01%	3.82	(2.88)	(0.28)	3.55	142.30
2007	Patti, Josephine				0.03%	266.29	0.00	17.25	(0.05)	283.49	5.89	0.03%	7.82	(5.89)	(0.58)	7.24	290.73
2010	Paulman, Herbert F.				0.01%	137.32	0.00	8.90	(0.03)	146.19	3.04	0.01%	4.03	(3.04)	(0.30)	3.73	149.92
2002	Peredna, Ronald				0.01%	149.75	0.00	9.70	(0.03)	159.42	3.31	0.01%	4.40	(3.31)	(0.33)	4.08	163.50
2002	Partridge, Stuart				0.03%	299.50	0.00	19.40	(0.06)	318.84	6.63	0.03%	8.80	(6.63)	(0.65)	8.14	326.98
2011	Pereira, Manuel C.				0.01%	130.00	0.00	8.42	(0.02)	138.40	0.00	0.01%	3.82	0.00	(0.28)	3.53	141.93
2010	Peront, Clement E.				0.01%	68.66	0.00	4.45	(0.01)	73.09	1.52	0.01%	2.02	(1.52)	(0.15)	1.87	74.96
2012	Perry, William A III				0.00%	0.00	65.00	0.00	0.00	65.00	0.00	0.00%	0.00	0.00	0.00	0.00	65.00
2006	Peters, Robert J.				0.02%	209.09	0.00	13.55	(0.04)	222.60	4.63	0.02%	6.14	(4.63)	(0.46)	5.68	228.28
2010	Phaneuf, Kay E.				0.01%	137.32	0.00	8.90	(0.03)	146.19	3.04	0.01%	4.03	(3.04)	(0.30)	3.73	149.92
2005	Prevete, Andrew				0.01%	143.89	0.00	9.32	(0.03)	153.19	3.18	0.01%	4.23	(3.18)	(0.31)	3.92	157.10
2003	Priestley, Anne				0.04%	460.99	0.00	29.86	(0.09)	490.77	10.20	0.04%	13.54	(10.20)	(1.01)	12.54	503.30
2002	Proulx, Norman				0.03%	299.50	0.00	19.40	(0.06)	318.84	6.63	0.03%	8.80	(6.63)	(0.65)	8.14	326.98
2011	Provancher, John J. Jr.				0.00%	0.00	130.00	0.00	0.00	130.00	0.00	0.00%	0.00	0.00	0.00	0.00	130.00

## REPORT OF THE TRUST FUNDS OF THE TOWN OF SALEM, NH ON DECEMBER 31, 2012

Date of Creation	NAME OF TRUST FUND	PURPOSE OF TRUST FUND		PRINCIPAL					INCOME					TOTAL		
				%	Balance Beginning Year	Additions/ New Funds Created	Gains or (Losses) on Sale of Securities	Fees	Balance End Year	Balance Beginning Year	%	Earned During Year	Expended During Year		Fees	Balance End Year
2004	Puglia, Geraldine (Steeves)			0.02%	156.40	0.00	10.13	(0.03)	166.50	3.46	0.02%	4.59	(3.46)	(0.34)	4.25	170.76
2006	Queenan, Patricia M.			0.01%	139.39	0.00	9.03	(0.03)	148.40	3.09	0.01%	4.09	(3.09)	(0.30)	3.78	152.18
2009	Quinn, William M.			0.01%	134.60	0.00	8.72	(0.03)	143.30	2.98	0.01%	3.95	(2.98)	(0.29)	3.66	146.95
2011	Randall, Charles R.			0.03%	260.00	0.00	16.84	(0.05)	276.79	0.00	0.03%	7.64	0.00	(0.57)	7.07	283.86
2010	Ray, Cassandra R.			0.03%	274.64	0.00	17.79	(0.05)	292.38	6.08	0.03%	8.07	(6.08)	(0.60)	7.47	299.84
2004	Razzaboni, Napoleon			0.02%	156.40	0.00	10.13	(0.03)	166.50	3.46	0.02%	4.59	(3.46)	(0.34)	4.25	170.76
2002	Reid, Richard			0.01%	74.87	0.00	4.85	(0.01)	79.71	1.66	0.01%	2.20	(1.66)	(0.16)	2.03	81.74
2002	Reitano, Joyce			0.03%	299.50	0.00	19.40	(0.06)	318.84	6.63	0.03%	8.80	(6.63)	(0.65)	8.14	326.98
2005	Richardson, Rodney			0.01%	143.89	0.00	9.32	(0.03)	153.19	3.18	0.01%	4.23	(3.18)	(0.31)	3.92	157.10
2007	Riley, John Sr.			0.01%	133.14	0.00	8.63	(0.03)	141.74	2.95	0.01%	3.91	(2.95)	(0.29)	3.62	145.36
2002	Robbins, Gretel			0.01%	74.87	0.00	4.85	(0.01)	79.71	1.66	0.01%	2.20	(1.66)	(0.16)	2.03	81.74
2011	Robinson, Madonna M			0.01%	65.00	0.00	4.21	(0.01)	69.20	0.00	0.01%	1.91	0.00	(0.14)	1.77	70.97
2010	Rouff, Pearl M.			0.01%	65.00	0.00	4.21	(0.01)	69.20	0.00	0.01%	1.91	0.00	(0.14)	1.77	70.97
2007	Royce, Mary R.			0.01%	133.14	0.00	8.63	(0.03)	141.74	2.95	0.01%	3.91	(2.95)	(0.29)	3.62	145.36
2008	Ruffen, Thomas F.			0.04%	391.01	0.00	25.33	(0.07)	416.26	8.65	0.04%	11.49	(8.65)	(0.85)	10.63	426.90
2005	Rubino, Joseph			0.01%	143.89	0.00	9.32	(0.03)	153.19	3.18	0.01%	4.23	(3.18)	(0.31)	3.92	157.10
2003	Ruppert, John			0.03%	307.32	0.00	19.91	(0.06)	327.18	6.80	0.03%	9.03	(6.80)	(0.67)	8.36	335.53
2004	Saab, Katherine			0.03%	287.78	0.00	18.64	(0.05)	306.37	6.37	0.03%	8.45	(6.37)	(0.63)	7.82	314.20
2006	Samaro, Karen			0.01%	133.14	0.00	8.63	(0.03)	141.74	2.95	0.01%	3.91	(2.95)	(0.29)	3.62	145.36
2008	Sambataro, Mark			0.01%	130.34	0.00	8.44	(0.02)	138.75	2.88	0.01%	3.83	(2.88)	(0.28)	3.55	142.30
2008	Santagati, Kevin			0.03%	269.20	0.00	17.44	(0.05)	286.59	5.96	0.03%	7.91	(5.96)	(0.59)	7.32	293.91
2012	Sapienza, Daniel R.			0.00%	0.00	260.00	0.00	0.00	260.00	0.00	0.00%	0.00	0.00	0.00	0.00	260.00
2007	Sapochetti, Ernestine			0.01%	133.14	0.00	8.63	(0.03)	141.74	2.95	0.01%	3.91	(2.95)	(0.29)	3.62	145.36
2007	Savard, Carole			0.03%	266.29	0.00	17.25	(0.05)	283.49	5.89	0.03%	7.82	(5.89)	(0.58)	7.24	290.73
2010	Sayer, James A., Jr.			0.01%	68.66	0.00	4.45	(0.01)	73.09	1.52	0.01%	2.02	(1.52)	(0.15)	1.87	74.96
2004	Schofield, Thomas F.			0.02%	156.40	0.00	10.13	(0.03)	166.50	3.46	0.02%	4.59	(3.46)	(0.34)	4.25	170.76
2010	Schofield, Eric W.			0.01%	68.66	0.00	4.45	(0.01)	73.09	1.52	0.01%	2.02	(1.52)	(0.15)	1.87	74.96
2009	Schwarzenberg, Frances			0.01%	68.66	0.00	4.45	(0.01)	73.09	1.52	0.01%	2.05	(1.52)	(0.15)	1.87	74.96
2006	Seale, Marilyn			0.01%	69.70	0.00	4.52	(0.01)	74.20	1.54	0.01%	2.02	(1.54)	(0.15)	1.90	76.10
2009	Sears, Elmo D.			0.01%	137.32	0.00	8.90	(0.03)	146.19	3.04	0.01%	4.03	(3.04)	(0.30)	3.73	149.92
2010	Selfridge, Maura			0.01%	130.00	0.00	8.42	(0.02)	138.40	0.00	0.01%	3.82	0.00	(0.28)	3.53	141.93
2007	Seubert, Edward			0.01%	65.17	0.00	4.22	(0.01)	69.38	1.44	0.01%	1.91	(1.44)	(0.14)	1.77	71.15
2005	Shambarger, Pamela			0.01%	143.89	0.00	9.32	(0.03)	153.19	3.18	0.01%	4.23	(3.18)	(0.31)	3.92	157.10
2003	Sheehan, Robert			0.01%	76.83	0.00	4.98	(0.01)	81.79	1.70	0.01%	2.26	(1.70)	(0.17)	2.09	83.88
2004	Sherman, Jeannette			0.01%	78.20	0.00	5.07	(0.01)	83.25	1.73	0.01%	2.30	(1.73)	(0.17)	2.13	85.38
2008	Shoukal, Michael J.			0.01%	134.60	0.00	8.72	(0.03)	143.30	2.98	0.01%	3.95	(2.98)	(0.29)	3.66	146.95
2007	Silva, Patricia A.			0.01%	130.34	0.00	8.44	(0.02)	138.75	2.88	0.01%	3.83	(2.88)	(0.28)	3.55	142.30
2004	Smith, Richard J.			0.02%	234.60	0.00	15.20	(0.04)	249.76	5.19	0.02%	6.89	(5.19)	(0.51)	6.38	256.14
2007	Sousa, Maxwell C			0.03%	266.29	0.00	17.25	(0.05)	283.49	5.89	0.03%	7.82	(5.89)	(0.58)	7.24	290.73
2006	Souza, Florence			0.01%	133.14	0.00	8.63	(0.03)	141.74	2.95	0.01%	3.91	(2.95)	(0.29)	3.62	145.36
2002	Spencer, Ralph			0.01%	149.75	0.00	9.70	(0.03)	159.42	3.31	0.01%	4.40	(3.31)	(0.33)	4.08	163.50
2010	Stanley, Houle Irene D.			0.03%	274.64	0.00	17.79	(0.05)	292.38	6.08	0.03%	8.07	(6.08)	(0.60)	7.47	299.84
2001	Steele, George			0.01%	149.75	0.00	9.70	(0.03)	159.42	3.31	0.01%	4.40	(3.31)	(0.33)	4.08	163.50
2009	Stephanian, Stephen			0.01%	134.60	0.00	8.72	(0.03)	143.30	2.98	0.01%	3.95	(2.98)	(0.29)	3.66	146.95
2012	Stevens, Nancy J.			0.00%	0.00	65.00	0.00	0.00	65.00	0.00	0.00%	0.00	0.00	0.00	0.00	65.00
2011	Stevens, Robert H.			0.01%	65.00	0.00	4.21	(0.01)	69.20	0.00	0.01%	1.91	0.00	(0.14)	1.77	70.97
2011	Stewart, David C.			0.01%	65.00	0.00	4.21	(0.01)	69.20	0.00	0.01%	1.91	0.00	(0.14)	1.77	70.97
2010	St Cyr, Daniel P.			0.01%	68.66	0.00	4.45	(0.01)	73.09	1.52	0.01%	2.02	(1.52)	(0.15)	1.87	74.96
2007	St Jean, Phillip			0.01%	133.14	0.00	8.63	(0.03)	141.74	2.95	0.01%	3.91	(2.95)	(0.29)	3.62	145.36
2007	St Jean, Roger J.			0.01%	133.14	0.00	8.63	(0.03)	141.74	2.95	0.01%	3.91	(2.95)	(0.29)	3.62	145.36
2005	Stocks, Joseph			0.03%	287.78	0.00	18.64	(0.05)	306.37	6.37	0.03%	8.45	(6.37)	(0.63)	7.82	314.20
2011	Stoodley, Scott M.			0.01%	130.00	0.00	8.42	(0.02)	138.40	0.00	0.01%	3.82	0.00	(0.28)	3.53	141.93
2008	Stopyra, Francis			0.01%	65.17	0.00	4.22	(0.01)	69.38	1.44	0.01%	1.91	(1.44)	(0.14)	1.77	71.15
2009	Stuart, Robert			0.02%	201.90	0.00	13.08	(0.04)	214.94	4.47	0.02%	5.93	(4.47)	(0.44)	5.49	220.43
2010	Stys Craig M.			0.01%	130.00	0.00	8.42	(0.02)	138.40	0.00	0.01%	3.82	0.00	(0.28)	3.53	141.93
2009	Sullivan, James			0.01%	67.30	0.00	4.36	(0.01)	71.65	1.49	0.01%	1.98	(1.49)	(0.15)	1.83	73.48
2006	Sullivan, Joan			0.01%	139.39	0.00	9.03	(0.03)	148.40	3.09	0.01%	4.09	(3.09)	(0.30)	3.78	152.18
2002	Suszek, Ann M			0.03%	299.50	0.00	19.40	(0.06)	318.84	6.63	0.03%	8.80	(6.63)	(0.65)	8.14	326.98
2004	Sylvester, Paul			0.01%	143.89	0.00	9.32	(0.03)	153.19	3.18	0.01%	4.23	(3.18)	(0.31)	3.92	157.10
2006	Taylor, Ann			0.03%	278.79	0.00	18.06	(0.05)	296.80	6.17	0.03%	8.19	(6.17)	(0.61)	7.58	304.38
2005	Taylor, Eileen F.			0.01%	139.39	0.00	9.03	(0.03)	148.40	3.09	0.01%	4.09	(3.09)	(0.30)	3.78	152.18

## REPORT OF THE TRUST FUNDS OF THE TOWN OF SALEM, NH ON DECEMBER 31, 2012

Date of Creation	NAME OF TRUST FUND	PURPOSE OF HOW INVESTED TRUST FUND	PRINCIPAL						INCOME					TOTAL	
			%	Balance Beginning Year	Additions/ New Funds Created	Gains or (Losses) on Sale of Securities	Fees	Balance End Year	Balance Beginning Year	%	Earned During Year	Expended During Year	Fees		Balance End Year
2007	Tesoro, Kathleen		0.03%	266.29	0.00	17.25	(0.05)	283.49	5.89	0.03%	7.82	(5.89)	(0.58)	7.24	290.73
2001	Therlaud, Blanche		0.01%	149.75	0.00	9.70	(0.03)	159.42	3.31	0.01%	4.40	(3.31)	(0.33)	4.08	163.50
2001	Thibault, William F		0.01%	149.75	0.00	9.70	(0.03)	159.42	3.31	0.01%	4.40	(3.31)	(0.33)	4.08	163.50
2005	Thomas, Dorothy		0.01%	143.89	0.00	9.32	(0.03)	153.19	3.18	0.01%	4.23	(3.18)	(0.31)	3.92	157.10
2003	Thompson, Marianna		0.01%	153.66	0.00	9.95	(0.03)	163.59	3.40	0.01%	4.51	(3.40)	(0.34)	4.18	167.77
2006	Thompson, William J.		0.02%	209.09	0.00	13.55	(0.04)	222.60	4.63	0.02%	6.14	(4.63)	(0.46)	5.68	228.28
2002	Titcomb, Lucile B		0.01%	149.75	0.00	9.70	(0.03)	159.42	3.31	0.01%	4.40	(3.31)	(0.33)	4.08	163.50
2010	Todd, Raymond W.		0.01%	137.32	0.00	8.90	(0.03)	146.19	3.04	0.01%	4.03	(3.04)	(0.30)	3.73	149.92
2002	Tomasino, Joseph		0.01%	149.75	0.00	9.70	(0.03)	159.42	3.31	0.01%	4.40	(3.31)	(0.33)	4.08	163.50
2002	Tokanel, Shawn		0.01%	149.75	0.00	9.70	(0.03)	159.42	3.31	0.01%	4.40	(3.31)	(0.33)	4.08	163.50
2002	Trammell, Mildred		0.01%	74.87	0.00	4.85	(0.01)	79.71	1.66	0.01%	2.20	(1.66)	(0.16)	2.03	81.74
2004	Trepanier, Kenneth		0.01%	71.95	0.00	4.66	(0.01)	76.59	1.59	0.01%	2.11	(1.59)	(0.16)	1.96	78.55
2012	Trout, Robert T. Jr.		0.00%	0.00	130.00	0.00	0.00	130.00	0.00	0.00%	0.00	0.00	0.00	0.00	130.00
2001	Turcotte, Yvonne		0.03%	299.50	0.00	19.40	(0.06)	318.84	6.63	0.03%	8.80	(6.63)	(0.65)	8.14	326.98
2007	Turner, Edgar		0.01%	133.14	0.00	8.63	(0.03)	141.74	2.95	0.01%	3.91	(2.95)	(0.29)	3.62	145.36
2006	Valcourt, Diane		0.03%	266.29	0.00	17.25	(0.05)	283.49	5.89	0.03%	7.82	(5.89)	(0.58)	7.24	290.73
2009	Valencia, Taylor		0.01%	67.30	0.00	4.36	(0.01)	71.65	1.49	0.01%	1.98	(1.49)	(0.15)	1.83	73.48
2007	Valentine, William		0.01%	133.14	0.00	8.63	(0.03)	141.74	2.95	0.01%	3.91	(2.95)	(0.29)	3.62	145.36
2005	Valley, Wallace		0.01%	143.89	0.00	9.32	(0.03)	153.19	3.18	0.01%	4.23	(3.18)	(0.31)	3.92	157.10
2004	Vaughan, Bobby D		0.02%	234.60	0.00	15.20	(0.04)	249.76	5.19	0.02%	6.89	(5.19)	(0.51)	6.38	256.14
2012	Viel, Ruth L.		0.00%	0.00	65.00	0.00	0.00	65.00	0.00	0.00%	0.00	0.00	0.00	0.00	65.00
2010	Wainwright, Doris		0.01%	130.00	0.00	8.42	(0.02)	138.40	0.00	0.01%	3.82	0.00	(0.28)	3.53	141.93
2006	Waites, Helen		0.02%	209.09	0.00	13.55	(0.04)	222.60	4.63	0.02%	6.14	(4.63)	(0.46)	5.68	228.28
2005	Watkevitch, John C.		0.01%	143.89	0.00	9.32	(0.03)	153.19	3.18	0.01%	4.23	(3.18)	(0.31)	3.92	157.10
2004	Wallace, Clifton		0.02%	156.40	0.00	10.13	(0.03)	166.50	3.46	0.02%	4.59	(3.46)	(0.34)	4.25	170.76
2004	Wallace, Frederick		0.02%	156.40	0.00	10.13	(0.03)	166.50	3.46	0.02%	4.59	(3.46)	(0.34)	4.25	170.76
2004	Ware, Brian		0.03%	312.80	0.00	20.26	(0.06)	333.01	6.92	0.03%	9.19	(6.92)	(0.68)	8.51	341.51
2005	Waterhouse, William		0.03%	287.78	0.00	18.64	(0.05)	306.37	6.37	0.03%	8.45	(6.37)	(0.63)	7.82	314.20
2004	Wermer, Ida M.		0.02%	234.60	0.00	15.20	(0.04)	249.76	5.19	0.02%	6.89	(5.19)	(0.51)	6.38	256.14
2006	West, Robert E.		0.01%	133.14	0.00	8.63	(0.03)	141.74	2.95	0.01%	3.91	(2.95)	(0.29)	3.62	145.36
2002	White, Evelyn		0.03%	299.50	0.00	19.40	(0.06)	318.84	6.63	0.03%	8.80	(6.63)	(0.65)	8.14	326.98
2009	Whittaker, Hannah S.		0.01%	68.66	0.00	4.45	(0.01)	73.09	1.52	0.01%	2.02	(1.52)	(0.15)	1.87	74.96
2011	Wieland, Valerie Ella		0.00%	0.00	260.00	0.00	0.00	260.00	0.00	0.00%	0.00	0.00	0.00	0.00	260.00
2005	Wiggin, Arthur		0.01%	139.39	0.00	9.03	(0.03)	148.40	3.09	0.01%	4.09	(3.09)	(0.30)	3.78	152.18
2006	Williams, Irene		0.01%	69.70	0.00	4.52	(0.01)	74.20	1.54	0.01%	2.05	(1.54)	(0.15)	1.90	76.10
2008	Williams, Robin L		0.01%	134.60	0.00	8.72	(0.03)	143.30	2.98	0.01%	3.95	(2.98)	(0.29)	3.66	146.95
2006	Willis, Kathleen		0.01%	139.39	0.00	9.03	(0.03)	148.40	3.09	0.01%	4.09	(3.09)	(0.30)	3.78	152.18
2009	Wright, Walter F.		0.03%	269.20	0.00	17.44	(0.05)	286.59	5.96	0.03%	7.91	(5.96)	(0.59)	7.32	293.91
2001	Yamout, Adnan M		0.01%	74.87	0.00	4.85	(0.01)	79.71	1.66	0.01%	2.20	(1.66)	(0.16)	2.03	81.74
2011	Yetter, Carole A.		0.00%	0.00	130.00	0.00	0.00	130.00	0.00	0.00%	0.00	0.00	0.00	0.00	130.00
2002	Yeung, Chuen Chi		0.02%	224.62	0.00	14.55	(0.04)	239.13	4.97	0.02%	6.60	(4.97)	(0.49)	6.11	245.24
2005	York, Peter		0.03%	287.78	0.00	18.64	(0.05)	306.37	6.37	0.03%	8.45	(6.37)	(0.63)	7.82	314.20
2005	Zeytoonlian, Haig		0.01%	71.95	0.00	4.66	(0.01)	76.59	1.59	0.01%	2.11	(1.59)	(0.16)	1.96	78.55
TOTAL NON-EXPENDABLE FUNDS 3053007143			100.00%	1,039,782.76	4,355.00	67,362.07	(197.05)	1,111,302.78	20,540.34	100.00%	30,542.28	(21,729.59)	(2,271.63)	27,081.40	1,138,384.18

## REPORT OF THE TRUST FUNDS OF THE TOWN OF SALEM, NH ON DECEMBER 31, 2012

Date of Creation	NAME OF TRUST FUND	PURPOSE OF TRUST FUND	HOW INVESTED	PRINCIPAL				INCOME				TOTAL				
				%	Balance Beginning Year	Additions/ New Funds Created	Gains or (Losses) on Sale of Securities	Fees	Balance End Year	Balance Beginning Year	%	Earned During Year	Expended During Year	Fees	Balance End Year	Principal & Income
	<b>LIBRARY TRUST FUNDS</b>															
	Kelley Library	034044		100%	24,601.12	(6,695.62)			17,905.50	0.00	100%	10.22	(10.22)		0.00	17,905.50
	<b>TOTAL LIBRARY TRUST FUNDS</b>				<b>24,601.12</b>	<b>(6,695.62)</b>	<b>0.00</b>	<b>0.00</b>	<b>17,905.50</b>	<b>0.00</b>	<b>1.00</b>	<b>10.22</b>	<b>(10.22)</b>	<b>0.00</b>	<b>0.00</b>	<b>17,905.50</b>
	<b>EXPENDABLE TRUST FUNDS</b>															
	SSD Athletic Facilities	035145		2.33%	37,065.96	7,130.61			44,196.57	0.00	2.3%	15.61	(15.61)		0.00	44,196.57
	Lancaster Fund Sel Disc	035377		11.52%	183,401.43	71.31			183,472.74	0.00	11.5%	71.31	(71.31)		0.00	183,472.74
	Hedgehog Park	035540		0.70%	11,122.54	4.33			11,126.87	0.00	0.7%	4.33	(4.33)		0.00	11,126.87
	Salem Depot Train Station	035512		0.01%	100.01	0.00			100.01	0.00	0.0%	0.00	0.00		0.00	100.01
	Anniversary Celebration	035832		0.72%	11,454.92	4.48			11,459.40	0.00	0.7%	4.48	(4.48)		0.00	11,459.40
	Town Sidewalk	036336		0.00%	0.00	0.00			0.00	0.00	0.0%	0.00	0.00		0.00	0.00
	Public Access TV	036338		0.00%	0.00	0.00			0.00	0.00	0.0%	0.00	0.00		0.00	0.00
	Depot Improvement	036339		14.63%	232,961.68	(129,142.93)			103,818.75	0.00	14.6%	38.21	(38.21)		0.00	103,818.75
	Performing Arts	036340		0.17%	2,785.90	1.05			2,786.95	0.00	0.2%	1.05	(1.05)		0.00	2,786.95
	Seifert Auditorium	036341		3.51%	55,849.55	(19,159.35)			36,690.20	0.00	3.5%	12.65	(12.65)		0.00	36,690.20
	Strategic Plan	036342		0.65%	10,333.92	4.02			10,337.94	0.00	0.6%	4.02	(4.02)		0.00	10,337.94
	Historic District Maintenance	036343		0.17%	2,780.55	1.05			2,781.60	0.00	0.2%	1.05	(1.05)		0.00	2,781.60
	Pelham Road	036344		0.38%	6,108.31	2.40			6,110.71	0.00	0.4%	2.40	(2.40)		0.00	6,110.71
	Sidewalk	036345		0.23%	3,703.33	(2,998.82)			704.51	0.00	0.2%	1.18	(1.18)		0.00	704.51
	Rte 28 Road Improvement	036346		7.67%	122,059.61	47.48			122,107.09	0.00	7.7%	47.48	(47.48)		0.00	122,107.09
	Snow	036347		25.38%	404,202.89	195,624.16			599,827.05	0.00	25.4%	161.11	(161.11)		0.00	599,827.05
	Senior Center Building	036348		0.06%	1,030.03	0.37			1,030.40	0.00	0.1%	0.37	(0.37)		0.00	1,030.40
	Land Acquisition	036349		6.77%	107,809.86	41.92			107,851.78	0.00	6.8%	41.92	(41.92)		0.00	107,851.78
	Emp Separation Benefits	036350		15.34%	244,226.11	(244,184.46)			41.65	0.00	15.3%	52.30	(52.30)		0.00	41.65
	Land & Heritage	036351		8.02%	127,691.15	49.70			127,740.85	0.00	8.0%	49.70	(49.70)		0.00	127,740.85
	Beebe Waste Oil Trust Fund	032859		0.00%	68.22	(68.22)			0.00	0.00	0.0%	0.00	0.00		0.00	0.00
	Police Overtime Exp Trust	033296		1.28%	20,407.36	7.94			20,415.30	0.00	1.3%	7.94	(7.94)		0.00	20,415.30
	Ingram Senior Center EPTF	034710		0.36%	5,765.47	(2,442.77)			3,322.70	0.00	0.4%	2.23	(2.23)		0.00	3,322.70
	Info Technology Exp Trust	034838		0.09%	1,409.52	0.57			1,410.09	0.00	0.1%	0.57	(0.57)		0.00	1,410.09
	<b>TOTAL EXPENDABLE TRUST FUNDS</b>			85%	<b>1,592,338.32</b>	<b>(195,005.16)</b>	<b>0.00</b>	<b>0.00</b>	<b>1,397,333.16</b>	<b>0.00</b>	<b>100.00%</b>	<b>519.91</b>	<b>(519.91)</b>	<b>0.00</b>	<b>0.00</b>	<b>1,397,333.16</b>

## REPORT OF THE TRUST FUNDS OF THE TOWN OF SALEM, NH ON DECEMBER 31, 2012

Date of Creation	NAME OF TRUST FUND	PURPOSE OF TRUST FUND	HOW INVESTED	PRINCIPAL				INCOME				TOTAL				
					Balance Beginning Year	Additions/ New Funds Created	Gains or (Losses) on Sale of Securities	Fees	Balance End Year		Balance Beginning Year		%	Earned During Year	Expended During Year	Fees
TOTAL COMBINED TRUST FUNDS																
	CAPITAL RESERVE FUNDS				2,656,722.20	(197,345.78)	67,362.07	(197.05)	2,526,541.44	20,540.34		31,072.41	(22,259.72)	(2,271.63)	27,081.40	2,553,622.84
	School District Reconstruction	031626		1.4%	29,550.31	283,705.47			313,255.78	0.00	1.4%	55.47	(55.47)		0.00	313,255.78
	Pelham Road Improvement	031627		4.3%	91,326.28	35.48			91,361.76	0.00	4.3%	35.48	(35.48)		0.00	91,361.76
	Road Improvement	031628		90.9%	1,929,688.69	(124,787.08)			1,804,901.61	0.00	90.9%	457.36	(457.36)		0.00	1,804,901.61
	Salem Revaluation	031629		0.8%	16,205.04	(6,395.97)			9,809.07	0.00	0.8%	3.92	(3.92)		0.00	9,809.07
	Salem Recreation Land	031630		1.6%	33,077.77	(11,908.34)			21,169.43	0.00	1.6%	9.66	(9.66)		0.00	21,169.43
	Fire Fighting Apparatus	031631		0.0%	2.27	0.00			2.27	0.00	0.0%	0.00	0.00		0.00	2.27
	Historical Commission	031632		0.0%	3.94	0.00			3.94	0.00	0.0%	0.00	0.00		0.00	3.94
	Water	031633		0.4%	9,112.46	3.56			9,116.02	0.00	0.4%	3.56	(3.56)		0.00	9,116.02
	Sewer	031634		0.6%	12,577.25	4.91			12,582.16	0.00	0.6%	4.91	(4.91)		0.00	12,582.16
	Kelley Library Building Fund	036267		0.1%	1,981.81	2,001.70			3,983.51	0.00	0.1%	1.70	(1.70)		0.00	3,983.51
	TOTAL CAPITAL RESERVES			100%	2,123,525.82	142,659.73	0.00	0.00	2,266,185.55	0.00	100.00%	572.06	(572.06)		0.00	2,266,185.55
TOTAL ALL TRUST FUNDS																
					4,780,248.02	(54,686.05)	67,362.07	(197.05)	4,792,726.99	20,540.34		31,644.47	(22,831.78)	(2,271.63)	27,081.40	4,819,808.39



## REPORT OF THE TRUST FUND INVESTMENTS OF THE TOWN OF SALEM, NH ON DECEMBER 31, 2012

# Shares or Units	DESCRIPTION OF PRINCIPAL	HOW INVESTED				PRINCIPAL			INCOME			TOTAL Principal & Income	Balance End Year	Unrealized Gain/Loss	End of Year Fair Market Value	
		Balance Beginning Year	Additions/ Purchases	Book Value Adjustments	Capital Gains (Losses)	Proceeds From Sales	Balance End Year	Balance Beginning Year	Income During Year	Expected During Year						
	<b>NON-EXPENDABLE FUNDS</b>															
25,000	Cash & Cash Equivalents	8,402.63	27,129.68				35,532.31	44,869.39	51.83	6,489.23	51,410.45	86,942.76	53,272.02	0.00		86,942.76
25,000	Federal Home Loan Mortgage Corp	23,785.00					23,785.00	0.00	1,125.00	(1,125.00)	0.00	23,785.00	26,999.25	(888.75)		26,110.50
25,000	Fidelity Divers Intl	25,030.75					25,030.75	0.00	781.26	(781.26)	0.00	25,030.75	26,802.25	870.50		26,672.25
25,000	Boeing Co.	25,255.00					25,255.00	0.00	937.50	(937.50)	0.00	25,255.00	27,403.75	210.25		27,464.25
25,000	Colgate Palmolive	25,124.75					25,124.75	0.00	656.26	(656.26)	0.00	25,124.75	26,449.75	260.00		26,709.75
0	Goldman Sachs Group	5,700.00			(128.50)	(25,000.00)	0.00	0.00	1,425.00	(1,425.00)	0.00	0.00	25,440.25	(440.25)		0.00
25,000	Marshall & Ilsley	25,000.00					25,000.00	0.00	1,287.48	(1,287.48)	0.00	25,000.00	24,707.75	(292.25)		25,586.75
25,000	Morgan Stanley	25,762.75					25,762.75	0.00	1,406.26	(1,406.26)	0.00	25,762.75	23,152.00	(2,610.75)		28,274.50
25,000	Occidental Petroleum	24,888.00					24,888.00	0.00	433.85	(433.85)	0.00	24,888.00	25,321.25	433.25		25,636.00
25,000	Schering Plough Corp	24,782.50					24,782.50	0.00	1,325.00	(1,325.00)	0.00	24,782.50	27,175.50	2,393.00		28,136.25
36,343.5	TYIS InfrIX NIB	35,557.39		767.40			36,324.79	0.00	592.61	(682.61)	0.00	36,324.79	38,369.54	2,044.75		38,369.54
125.0	Shares DJ US Oil Equip & Svcs	0.00	11,132.56		(551.00)	(3,623.71)	6,957.85	0.00	46.27	(46.27)	0.00	6,957.85	0.00	(1,132.60)		6,957.85
2,360.0	Shares Comex Gold TR	32,482.92			13,412.45	(27,467.56)	18,427.81	0.00	1,075.51	(1,075.51)	0.00	18,427.81	63,356.80	2,529.67		63,418.91
583.0	Shares Core S&P Small Cap Index Fund	49,593.89			21,860.55	(48,004.93)	23,449.51	0.00	15.50	(15.50)	0.00	23,449.51	84,213.90	9,323.33		84,532.30
35.0	Shares TR NASDAQ Bio Indx	0.00	4,494.92				4,494.92	0.00	1,451.59	(1,451.59)	0.00	4,494.92	0.00	307.78		4,802.70
840.0	Shares TR S&P 500 Index	0.00	115,743.52				115,743.52	0.00	140.77	(140.77)	0.00	115,743.52	0.00	4,494.92		120,237.60
300.0	Select Sector SPDR Metals	7,017.13			8,194.77	(8,800.38)	6,134.25	0.00	1,147.10	(1,147.10)	0.00	6,134.25	8,375.00	1,073.15		11,262.00
451.0	SPDR S&P Midcap 400 EFT TR	91,952.86			259.82		18,226.18	0.00	1,121.89	(1,121.89)	0.00	18,226.18	17,739.55	(486.63)		17,252.92
1,533.8	Templeton Global Bond Advisor #616	36,601.14			26.05		36,627.19	0.00	1,007.73	(1,007.73)	0.00	36,627.19	29,588.51	(7,038.68)		34,060.88
1,737.8	Templeton Institutional Foreign Equity	55,166.65			5,138.32		60,304.97	0.00	1,282.21	(1,282.21)	0.00	60,304.97	41,596.92	(18,708.05)		46,821.78
4,304.5	Templeton Instl Emerging Mkt. #456	40,397.50					40,397.50	0.00	526.39	(526.39)	0.00	40,397.50	36,771.95	(3,625.55)		42,022.95
1,496.0	Thornburg International Value I	51,780.15			611.20		52,391.35	0.00	1,894.23	(1,894.23)	0.00	52,391.35	55,808.09	(3,416.74)		55,611.39
5,097.3	Vanguard Admiral GNMA Fund #536	75,691.84			1,772.54	(6,589.45)	77,464.38	0.00	2,832.40	(2,832.40)	0.00	77,464.38	85,984.46	(8,519.08)		85,151.92
7,454.2	Vanguard Intermediate-Term Bond Index #1350	4,419.48			2,169.97	(3,940.87)	3,082.91	0.00	132.75	(132.75)	0.00	3,082.91	6,129.75	(3,046.84)		6,129.75
0	3M Company	6,165.81			857.97	(3,940.87)	3,063.47	0.00	210.60	(210.60)	0.00	3,063.47	4,008.05	(944.58)		3,950.00
60	Abbott Laboratories	3,136.57			959.38	(4,095.95)	4,822.40	0.00	33.26	(33.26)	0.00	4,822.40	5,661.05	(778.65)		5,661.05
135	Aetna Inc. New	4,822.40					3,867.13	0.00	29.70	(29.70)	0.00	3,867.13	3,769.00	(108.13)		3,769.00
59	Affiliated Managers Group Inc.	3,867.13					4,647.77	0.00	70.20	(70.20)	0.00	4,647.77	5,861.05	(1,724.58)		5,861.05
65	Amgen Inc.	3,867.13					3,867.13	0.00	183.80	(183.80)	0.00	3,867.13	3,769.00	(108.13)		3,769.00
45	Anadarko Petroleum Corp.	3,867.13					3,867.13	0.00	183.80	(183.80)	0.00	3,867.13	3,769.00	(108.13)		3,769.00
110	Apartment Inv't & Mgmt Co.	2,932.96					2,932.96	0.00	16.20	(16.20)	0.00	2,932.96	3,434.85	(501.89)		3,434.85
23	Apple Computer Inc.	8,707.98			4,121.22	(7,106.81)	5,722.39	0.00	121.90	(121.90)	0.00	5,722.39	6,229.80	(507.41)		6,229.80
150	AT & T	6,930.26			(133.00)	(3,717.14)	4,724.09	0.00	275.00	(275.00)	0.00	4,724.09	6,804.00	(2,079.91)		6,804.00
360	Bank of America Corporation	0.00	3,642.82		295.37	(3,281.80)	3,842.82	0.00	10.95	(10.95)	0.00	3,842.82	0.00	(268.92)		3,842.82
0	Baker Hughes Inc.	2,986.43					4,184.46	0.00	136.50	(136.50)	0.00	4,184.46	4,580.00	(393.57)		4,580.00
180	BB&T Corp	4,184.46					5,584.77	0.00	161.20	(161.20)	0.00	5,584.77	3,968.25	(1,616.52)		3,968.25
95	Boeing Company	3,584.97					3,584.97	0.00	18.00	(18.00)	0.00	3,584.97	3,968.25	(383.28)		3,968.25
90	Capital One Financial Corp	3,683.77			(224.20)	(2,200.13)	3,683.77	0.00	15.00	(15.00)	0.00	3,683.77	4,224.00	(540.23)		4,224.00
120	Centene Corp	6,826.82					6,826.82	0.00	421.20	(421.20)	0.00	6,826.82	12,768.00	(5,941.18)		12,768.00
90	Cheriton Corp.	5,550.88					5,550.88	0.00	145.80	(145.80)	0.00	5,550.88	6,229.80	(678.92)		6,229.80
95	Cigna Corp.	3,604.33					3,604.33	0.00	3.80	(3.80)	0.00	3,604.33	3,990.00	(385.67)		3,990.00
95	Cintas Corporation	0.00	3,953.95				3,953.95	0.00	60.80	(60.80)	0.00	3,953.95	0.00	(68.45)		3,953.95
0	Cisco Systems	2,189.08			215.19	(2,404.27)	0.00	0.00	20.02	(20.02)	0.00	0.00	2,595.44	(605.46)		2,595.44
220	Citigroup Inc.	3,500.20			(88.10)	(3,412.10)	7,730.21	0.00	8.80	(8.80)	0.00	7,730.21	5,788.20	(1,942.01)		8,703.20
0	Cleco Corp.	3,500.20					0.00	0.00	30.00	(30.00)	0.00	0.00	3,328.00	(172.20)		3,328.00
258	Coca-Cola Company	6,247.01					7,752.81	0.00	342.76	(342.76)	0.00	7,752.81	9,352.50	(1,595.69)		9,352.50
40	Colgate-Palmolive Co.	3,320.67					3,320.67	0.00	97.60	(97.60)	0.00	3,320.67	3,695.60	(374.93)		4,181.60
110	ConocoPhillips	6,534.40			62.33		6,596.73	0.00	270.60	(270.60)	0.00	6,596.73	5,829.60	(767.13)		6,776.73
95	CVS Caremark Corporation	3,434.35					3,434.35	0.00	61.76	(61.76)	0.00	3,434.35	3,874.10	(439.75)		4,593.25
115	Ebay Inc.	0.00	4,759.42				4,759.42	0.00	0.00	(0.00)	0.00	4,759.42	0.00	(1,105.32)		5,864.74
310	EMC Corp Mass	4,275.76					4,275.76	0.00	0.00	(0.00)	0.00	4,275.76	6,677.40	(2,391.64)		7,843.00
90	Edison International	3,372.25			(787.98)	(4,528.87)	3,372.25	0.00	117.00	(117.00)	0.00	3,372.25	3,726.00	(353.75)		4,067.10
0	Exelon Corp	5,316.85					7,513.43	0.00	0.00	(0.00)	0.00	7,513.43	9,352.50	(1,839.07)		9,352.50
154	Exxon Mobil Corp	7,513.43					11,746.54	0.00	335.72	(335.72)	0.00	11,746.54	13,053.04	(1,341.61)		13,328.70
462	General Electric Co.	11,746.54					7,125.66	0.00	314.16	(314.16)	0.00	7,125.66	8,274.42	(1,148.86)		8,488.56
12	Google Inc.	7,125.66					4,714.28	0.00	0.00	(0.00)	0.00	4,714.28	7,750.80	(3,636.52)		7,750.80
140	Hanesbrands Inc.	0.00	4,714.28				2,126.61	0.00	93.60	(93.60)	0.00	2,126.61	3,706.80	(1,580.19)		3,706.80
60	Hershey Company	2,126.61					752.09	0.00	304.50	(304.50)	0.00	752.09	8,487.50	(6,235.41)		8,487.50
210	Intel	1,253.49			2,300.48	(2,801.88)	4,830.15	0.00	264.00	(264.00)	0.00	4,				

## REPORT OF THE TRUST FUND INVESTMENTS OF THE TOWN OF SALEM, NH ON DECEMBER 31, 2012

# Shares or Units	HOW INVESTED  DESCRIPTION OF PRINCIPAL	PRINCIPAL					INCOME			TOTAL		Unrealized Gain/Loss	End of Year Fair Market Value
		Balance Beginning Year	Additions/ Purchases	Book Value Adjustments	Capital Gains (Losses)	Proceeds From Sales	Balance End Year	Income During Year	Expected During Year	Balance End Year	Principal & Income		
105	Motorola Solutions Inc.	0.00	5,323.25				5,323.25	0.00	0.00	0.00	5,323.25	523.15	5,846.40
75	Nextera Energy Inc. Com	3,653.60	4,483.13				4,483.13	180.00	(180.00)	0.00	4,483.13	706.12	5,189.25
95	Nordstrom Inc.	3,360.11			456.45	(3,816.56)	3,653.60	102.60	(102.60)	0.00	3,653.60	360.05	5,082.50
0	Norfolk Southern Corp	3,969.78			737.82	(2,285.67)	0.00	86.40	(86.40)	0.00	0.00	(555.04)	0.00
188	Oracle Systems Corp	3,495.59	1,760.69		2,333.58	(3,922.48)	4,182.62	70.86	(70.86)	0.00	4,182.62	1,197.44	6,284.16
30	Panera Bread Co. Cl A						1,906.69	0.00	0.00	0.00	1,906.69	907.63	4,784.90
90	PepsiCo Inc.	3,732.75					3,732.75	189.46	(189.46)	0.00	3,732.75	187.20	6,158.70
260	Pfizer Inc.	5,713.71			337.23	(1,334.86)	4,716.08	265.10	(265.10)	0.00	4,716.08	1,038.88	6,520.62
0	Phillips 66	0.00	1,566.47		(317.56)	(1,248.91)	0.00	0.00	0.00	0.00	0.00	(317.56)	0.00
105	PNC Financial Services Group	5,966.64					5,966.64	162.75	(162.75)	0.00	5,966.64	605.35	6,122.55
74	Procter & Gamble Co.	5,090.54			182.26	(1,040.22)	4,232.58	188.36	(188.36)	0.00	4,232.58	5,937.19	128.89
85	Qualcomm Corp	0.00	4,986.64				4,986.64	53.08	(53.08)	0.00	4,986.64	261.43	5,023.86
145	Quanta Svcs Inc.	0.00	3,838.19		0.00		3,838.19	0.00	0.00	0.00	3,838.19	118.86	5,258.07
50	Schlumberger Ltd.	4,711.30			3,172.15	(5,133.40)	4,711.30	53.75	(53.75)	0.00	4,711.30	49.43	3,957.05
0	Starbucks Corp	1,961.25			(612.17)	(4,168.81)	0.00	15.30	(15.30)	0.00	0.00	962.50	0.00
0	Stryker Corp	4,780.98					4,780.98	68.00	(68.00)	0.00	4,780.98	192.01	0.00
142	Suntrust Banks Inc.	0.00	4,119.92				4,119.92	7.10	(7.10)	0.00	4,119.92	(94.22)	4,025.70
75	Thermo Fisher Scientific Inc.	0.00	4,586.77				4,586.77	0.00	0.00	0.00	4,586.77	196.73	4,783.50
120	T.J.X. Companies New	3,464.59			1,458.57	(3,731.05)	3,464.59	52.80	(52.80)	0.00	3,464.59	1,221.00	5,094.00
63	United Technologies Corp.	5,453.96			(1,258.65)	(2,660.65)	3,181.48	149.50	(149.50)	0.00	3,181.48	1,003.96	5,166.63
0	Unumprovident Corp	3,919.30					3,919.30	29.82	(29.82)	0.00	3,919.30	2,991.94	0.00
0	Verisign Inc.	0.00	4,118.81		(1,050.86)	(3,067.95)	0.00	0.00	0.00	0.00	0.00	(1,050.86)	0.00
85	Verizon Communications	3,014.98					3,014.98	171.28	(171.28)	0.00	3,014.98	267.75	3,677.95
50	Visa Inc.	4,400.09					4,400.09	49.50	(49.50)	0.00	4,400.09	2,502.50	7,579.00
101	Walmart Stores	5,111.23					5,111.23	197.47	(197.47)	0.00	5,111.23	855.47	6,891.23
0	Walt Disney Co.	2,815.07					2,815.07	60.00	(60.00)	0.00	2,815.07	919.30	0.00
118	Waste Mgmt. Inc. Del	4,329.42			1,854.23	(4,669.30)	4,329.42	167.56	(167.56)	0.00	4,329.42	121.54	3,981.32
114	Wells Fargo & Co. New	3,689.56	3,073.23				6,762.79	199.52	(199.52)	0.00	6,762.79	989.35	8,169.02
60	Yum Brands Inc.	3,139.80					3,139.80	71.40	(71.40)	0.00	3,139.80	443.40	3,984.00
<b>Total Non-Expendable Funds</b>		<b>1,015,482.66</b>	<b>241,188.23</b>	<b>767.40</b>	<b>66,594.67</b>	<b>(237,040.28)</b>	<b>1,086,972.68</b>	<b>30,542.28</b>	<b>(24,001.22)</b>	<b>51,410.45</b>	<b>1,138,383.03</b>	<b>100,106.26</b>	<b>1,310,300.95</b>

## REPORT OF THE TRUST FUND INVESTMENTS OF THE TOWN OF SALEM, NH ON DECEMBER 31, 2012

# Shares or Units	HOW INVESTED  DESCRIPTION OF PRINCIPAL	PRINCIPAL					INCOME			TOTAL	
		Balance Beginning Year	Additions/ Purchases	Book Value Adjustments	Capital Gains (Losses)	Proceeds From Sales	Balance Beginning Year	Income During Year	Expected During Year	Balance End Year	Principal & Income
	<b>Capital Reserve Funds</b>										
	SCHOOL DISTRICT RECONSTRUCTIO	29,550.31	283,705.47				313,255.78	55.47	(55.47)	0.00	313,255.78
	Cash & Cash Equivalents	29,550.31	283,705.47				313,255.78	55.47	(55.47)	0.00	313,255.78
	031626										
	PELHAM ROAD	91,326.28	35.48				91,361.76	35.48	(35.48)	0.00	91,361.76
	Cash & Cash Equivalents	91,326.28	35.48				91,361.76	35.48	(35.48)	0.00	91,361.76
	031627										
	ROAD IMPROVEMENT	1,929,688.69	(124,787.08)				1,804,901.61	457.36	(457.36)	0.00	1,804,901.61
	Cash & Cash Equivalents	1,929,688.69	(124,787.08)				1,804,901.61	457.36	(457.36)	0.00	1,804,901.61
	031628										
	SALEM REVALUATION	16,205.04	(6,395.97)				9,809.07	3.92	(3.92)	0.00	9,809.07
	Cash & Cash Equivalents	16,205.04	(6,395.97)				9,809.07	3.92	(3.92)	0.00	9,809.07
	031629										
	SALEM RECREATION LAND	33,077.77	(11,908.34)				21,169.43	9.66	(9.66)	0.00	21,169.43
	Cash & Cash Equivalents	33,077.77	(11,908.34)				21,169.43	9.66	(9.66)	0.00	21,169.43
	031630										
	FIRE-FIGHTING APPARATUS	2.27	0.00				2.27	0.00	0.00	0.00	2.27
	Cash & Cash Equivalents	2.27	0.00				2.27	0.00	0.00	0.00	2.27
	031631										
	HISTORICAL COMMISSION	3.94	0.00				3.94	0.00	0.00	0.00	3.94
	Cash & Cash Equivalents	3.94	0.00				3.94	0.00	0.00	0.00	3.94
	031632										
	WATER	9,112.46	3.56				9,116.02	3.56	(3.56)	0.00	9,116.02
	Cash & Cash Equivalents	9,112.46	3.56				9,116.02	3.56	(3.56)	0.00	9,116.02
	031633										
	SEWER	12,577.25	4.91				12,582.16	4.91	(4.91)	0.00	12,582.16
	Cash & Cash Equivalents	12,577.25	4.91				12,582.16	4.91	(4.91)	0.00	12,582.16
	031634										
	KELLEY LIBRARY BUILDING FUND	1,981.81	2,001.70				3,983.51	1.70	(1.70)	0.00	3,983.51
	Cash & Cash Equivalents	1,981.81	2,001.70				3,983.51	1.70	(1.70)	0.00	3,983.51
	036267										
	<b>Total Capital Reserve Funds</b>	<b>2,123,525.82</b>	<b>142,659.73</b>	<b>0.00</b>	<b>0.00</b>	<b>0.00</b>	<b>2,266,185.55</b>	<b>572.06</b>	<b>(572.06)</b>	<b>0.00</b>	<b>2,266,185.55</b>
	<b>Library Trust Funds</b>										
	KELLEY LIBRARY TRUST FUNDS	24,601.12	(6,695.62)				17,905.50	10.22	(10.22)	0.00	17,905.50
	Cash & Cash Equivalents	24,601.12	(6,695.62)				17,905.50	10.22	(10.22)	0.00	17,905.50
	034044										
	<b>Total Library Trust Funds</b>	<b>24,601.12</b>	<b>(6,695.62)</b>	<b>0.00</b>	<b>0.00</b>	<b>0.00</b>	<b>17,905.50</b>	<b>10.22</b>	<b>(10.22)</b>	<b>0.00</b>	<b>17,905.50</b>

## REPORT OF THE TRUST FUND INVESTMENTS OF THE TOWN OF SALEM, NH ON DECEMBER 31, 2012

# Shares or Units	HOW INVESTED  DESCRIPTION OF PRINCIPAL	PRINCIPAL					INCOME			TOTAL		Unrealized Gain/Loss	End of Year Fair Market Value
		Balance Beginning Year	Additions/ Purchases	Book Value Adjustments	Capital Gains (Losses)	Proceeds From Sales	Balance Beginning Year	Income During Year	Expected During Year	Balance End Year	Principal & Income		
	<b>Expendable Trust Funds</b>												
035145	SSD ATHLETIC FACILITIES	37,065.96	7,130.61				0.00	15.61	(15.61)	0.00	44,196.57	0.00	44,196.57
035377	LANCASTER FUND SEL DISC	183,401.43	71.31				0.00	71.31	(71.31)	0.00	183,472.74	0.00	183,472.74
035540	HEDGEHOG PARK	11,122.54	4.33				0.00	4.33	(4.33)	0.00	11,126.87	0.00	11,126.87
036512	SALEM DEPOT TRAIN STATION	100.01	0.00				0.00	0.00	0.00	0.00	100.01	0.00	100.01
033832	ANNIVERSARY CELEBRATION	11,454.92	4.48				0.00	4.48	(4.48)	0.00	11,459.40	0.00	11,459.40
031636	TOWN SIDEWALK	0.00	0.00				0.00	0.00	0.00	0.00	0.00	0.00	0.00
031638	PUBLIC ACCESS TV	0.00	0.00				0.00	0.00	0.00	0.00	0.00	0.00	0.00
031639	DEPOT IMPROVEMENT	232,961.68	(129,142.93)				0.00	38.21	(38.21)	0.00	103,818.75	(0.00)	103,818.75
031640	PERFORMING ARTS	2,785.90	1.05				0.00	1.05	(1.05)	0.00	2,786.95	0.00	2,786.95
031641	SEIFERT AUDIT	55,849.55	(19,159.35)				0.00	12.65	(12.65)	0.00	36,690.20	0.00	36,690.20
031642	STRATEGIC PLAN	10,333.92	4.02				0.00	4.02	(4.02)	0.00	10,337.94	0.00	10,337.94
031643	HISTORICAL DISTRICT	2,780.55	1.05				0.00	1.05	(1.05)	0.00	2,781.60	(0.00)	2,781.60
031644	PELHAM ROAD	6,108.31	2.40				0.00	2.40	(2.40)	0.00	6,110.71	0.00	6,110.71
031645	SIDEWALK	3,703.33	(2,998.82)				0.00	1.18	(1.18)	0.00	704.51	0.00	704.51
031646	RT 28 ROAD IMPROVEMENT	122,059.61	47.48				0.00	47.48	(47.48)	0.00	122,107.09	0.00	122,107.09
031647	SNOW	404,202.89	195,624.16				0.00	161.11	(161.11)	0.00	599,827.05	0.00	599,827.05
031648	SENIOR CENTER BUILDING	1,030.03	0.37				0.00	0.37	(0.37)	0.00	1,030.40	0.00	1,030.40
031649	LAND ACQUISITION	107,809.86	41.92				0.00	41.92	(41.92)	0.00	107,851.78	0.00	107,851.78
031650	EMPLOYEE SEPARATION BENEFITS	244,226.11	(244,184.46)				0.00	52.30	(52.30)	0.00	41.65	0.00	41.65
031651	LAND AND HERITAGE	127,691.15	49.70				0.00	49.70	(49.70)	0.00	127,740.85	(0.00)	127,740.85
032859	BEDEE WASTE OIL TRUST FUND	68.22	(68.22)				0.00	0.00	0.00	0.00	0.00	0.00	0.00
033296	POLICE OVERTIME EXP TRUST	20,407.36	7.94				0.00	7.94	(7.94)	0.00	20,415.30	0.00	20,415.30
034710	INGRAM SENIOR CENTER EPTF	5,765.47	(2,442.77)				0.00	2.23	(2.23)	0.00	3,322.70	(0.00)	3,322.70
034838	INFO TECHNOLOGY EXP TRUST	1,409.52	0.57				0.00	0.57	(0.57)	0.00	1,410.09	0.00	1,410.09
	<b>TOTAL EXPENDABLE TRUST FUNDS</b>	<b>1,592,338.32</b>	<b>(195,005.16)</b>	<b>0.00</b>	<b>0.00</b>	<b>0.00</b>	<b>0.00</b>	<b>519.91</b>	<b>(519.91)</b>	<b>0.00</b>	<b>1,397,333.16</b>	<b>(0.00)</b>	<b>1,397,333.16</b>
	<b>TOTAL ALL TRUST FUNDS</b>	<b>4,755,917.82</b>	<b>182,157.18</b>	<b>767.40</b>	<b>66,594.67</b>	<b>(237,040.28)</b>	<b>44,869.39</b>	<b>31,644.47</b>	<b>(25,103.41)</b>	<b>51,410.45</b>	<b>4,819,807.24</b>	<b>100,106.26</b>	<b>4,981,724.56</b>

# Results of 2012 Town Meeting





# Town Meeting Results–March 13 & 17, 2012

## Article 1 - Election of Officers (*bold italic print identifies winner*)

<b>Two for Selectman (3 years)</b> Carl Swiderski Ronald J. Belanger <b><i>James Keller</i></b> <b><i>Everett McBride</i></b> P. Anthony McKeon	817 2,271 <b>2,768</b> <b>2,496</b> 2,194	<b>One for Moderator (2 years)</b> <b><i>Christopher Goodnow</i></b>  <b>One for Supervisor of the Checklist (6 years)</b> <b><i>Melissa Sorcinelli</i></b>	<b>4,785</b>   <b>4,636</b>
<b>Three for Budget Committee (3 years)</b> <b><i>Robert “Bob” Bryant</i></b> William P. Carter <b><i>Dane Hoover</i></b> <b><i>Paul G. Huard</i></b> Paul Welch Richard Baillargeon	<b>2,756</b> 1,410 <b>2,076</b> <b>2,447</b> 1,922 1,703	<b>One for Supervisor of the Checklist (2 years)</b> Betty Irene Gay <b><i>Patricia Frydryck</i></b>  <b>Tow for Planning Board (3 years)</b> <b><i>Paul Pelletier</i></b> Edward DeClercq John J. Manning <b><i>Phyllis O’Grady</i></b>	    <b>2,488</b> <b>2,575</b>  <b>2,668</b> 2,144 1,996 <b>2,186</b>
<b>One for Budget Committee (1 year)</b> <b><i>Russell Frydryck</i></b>	<b>4,523</b>	<b>Two for Zoning Board of Adjustment (3 years)</b> <b><i>Steven Diantgikis</i></b> <b><i>Ronald “Ron” Giordano</i></b>	  <b>3,516</b> <b>3,735</b>
<b>One for Library Trustee (3 years)</b> <b><i>Annette Cooke</i></b>	<b>4,941</b>	<b>One for Zoning Board of Adjustment (2 years)</b> <b><i>Bernard W. Campbell</i></b>	  <b>4,487</b>
<b>One for Trustee of Trust Funds (3 years)</b> <b><i>Michael Foster</i></b>	<b>4,608</b>		

## Article 2 – Revise Limited Community Shopping Village District Regulations

Are you in favor of the adoption of Amendment No. 1, as proposed by the Planning Board, to amend the Town Zoning Ordinance as follows: This amendment would clarify setback, height, and design regulations in the Limit Community Shopping Village District?

**Passed on official ballot vote on March 13, 2012: Yes – 3,748 No – 1,330**

## Article 3 – Clarify Wetland Buffer

Are you in favor of the adoption of Amendment No. 2, as proposed by the Planning Board, to amend the Town Zoning Ordinance as follows: This amendment would clarify the wetland buffer requirement by requiring a 20’ undisturbed buffer around the entire edge of any wetland?

**Passed on official ballot vote on March 13, 2012: Yes – 4,069 No – 1,865**

# **Town Meeting Results–March 13 & 17, 2012**

---

## **Article 4 – Reference Zoning Map for District Boundaries**

Are you in favor of the adoption of Amendment No. 3, as proposed by the Planning Board, to amend the Town Zoning Ordinance as follows: This amendment would reference the Zoning Map for zoning district boundaries in the Garden Apartment, Business-Office, Limited Community Shopping Village, and Town Center zoning districts?

**Passed on official ballot vote on March 13, 2012:                      Yes – 3,928                      No – 1,705**

## **Article 5 – Change Definition of Abutter**

Are you in favor of the adoption of Amendment No. 4, as proposed by the Planning Board, to amend the Town Zoning Ordinance as follows: This amendment would change the definition of “abutter” to conform to State law?

**Passed on official ballot vote on March 13, 2012:                      Yes – 4,354                      No – 1,316**

## **Article 6 – Revise Parking Requirements for Restaurants**

Are you in favor of the adoption of Amendment No. 5, as proposed by the Planning Board, to amend the Town Zoning Ordinance as follows: This amendment would revise the parking requirements for restaurants by reducing the number of minimum spaces from 25 to 10?

**Failed on official ballot vote on March 13, 2012:                      Yes – 2,668                      No – 3,272**

## **Article 7 – Eliminate Sprinkler Requirement**

Are you in favor of the adoption of Amendment No. 6, as proposed by the Planning Board, to amend Chapter 216 (Life Safety) of the Salem Town Code as follows: This amendment would eliminate the sprinkler requirement for single-family or two-family dwellings and manufactured housing units?

**Passed on official ballot vote on March 13, 2012:                      Yes – 3,634                      No – 2,236**

## **Article 8 - Add Lot to Depot Village Overlay District**

Are you in favor of the adoption of Amendment No. 7, as proposed by petition of the voters of this Town, to amend the Town Zoning Ordinance as follows: This amendment would add 39 Main Street to the Depot Village Overlay District?

**Passed on official ballot vote on March 13, 2012:                      Yes – 4,342                      No – 1,430**

## **Article 9 - Amend Town Building Code**

Are you in favor of the adoption of Amendment No. 8, as proposed by petition of the voters of this Town, to amend Chapter 147-3 (Building Construction) of the Salem Town Code as follows: This amendment would prohibit the application or enforcement of local Building Code requirements which are more stringent than the State Building Code?

**Failed on official ballot vote on March 13, 2012:                      Yes – 2,679                      No – 3,241**

## **Article 10 - Amend Town Fire Prevention Code**

Are you in favor of the adoption of Amendment No. 9, as proposed by petition of the voters of this Town, to amend Chapter 187 (Fire Protection) of the Town Code as follows: This amendment would prohibit the application or enforcement of local Fire Prevention Code requirements which are more stringent than the State Building Code?

**Failed on official ballot vote on March 13, 2012:                      Yes – 2,548                      No – 3,414**



# **Town Meeting Results–March 13 & 17, 2012**

---

## **Article 11 - Amend Town Life Safety Code**

Are you in favor of the adoption of Amendment No. 10, as proposed by petition of the voters of this Town, to amend Chapter 216 (Life Safety) of the Town Code as follows: This amendment would prohibit the application or enforcement of local Life Safety Code requirements which are more stringent than the State Building Code?

**Failed on official ballot vote on March 13, 2012:                      Yes – 2,367                      No – 3,489**

## **Article 12 - Adopt the Provisions of RSA 40:13 (known as SB2)**

By Petition: Shall the Town adopt the provisions of RSA 40:13 (known as SB2) to allow official ballot voting on all issues before the Town on the second Tuesday of March? This requires a 3/5<sup>th</sup> majority vote and, if adopted, will repeal the official ballot town meeting charter, which was adopted under the provisions of RSA, 49-D: 2, II-a in 1998.

**Passed on official ballot vote on March 13, 2012:                      Yes – 4,342                      No – 1,577**

## **Article 13 - Appointed Planning Board**

By Petition: To see if the Town will vote to rescind the action of the 2006 Annual Town Meeting to Elect Planning Board members and to instead have the Planning Board appointed by the Board of Selectmen in the manner set forth in RSA 673:2.

**Failed on official ballot vote on March 13, 2012:                      Yes – 1,885                      No – 3,980**

## **Article 14 - Appointed Zoning Board of Adjustment**

By Petition: To see if the Town will vote to rescind its action to elect the five (5) member Zoning Board of Adjustment adopted in 2006 and return to a five (5) member board with four (4) alternates appointed by the Board of Selectmen under the provisions of RSA 673:3, III.

**Passed on official ballot vote on March 13, 2012:                      Yes – 2,336                      No – 3,646**

## **Article 15 - 2012 Operating Budget - \$35,881,198**

*(Amended to \$35,635,758)*

To see if the Town will vote to raise and appropriate the sum of Thirty-Five Million Eight Hundred Eighty-One Thousand One Hundred Ninety-Eight Dollars (\$35,881,198) for the operational expenses of the Town for Fiscal Year 2012. This article does not include special or separate warrant articles. The operating budget will be reduced by \$6,880 if Article 16, the Public Works Collective Bargaining Contract, is approved. Further, the Operating Budget will be reduced by an additional \$238,560 upon the approval of all of the collective bargaining articles (16, 17, 18, 19 and 20). If one of the collective bargaining agreement articles fails, there will be no reduction to the operating budget.

**Passed on official ballot vote on March 13, 2012:                      Yes – 4,067                      No – 2,087**

## Town Meeting Results–March 13 & 17, 2012

### Article 16 - Public Works Collective Bargaining Unit Contract - \$0

Shall the Town vote to approve the cost items included in the collective bargaining agreement reached between the Board of Selectmen and the members of the Association of Federal, State, County, & Municipal Employees, (A.F.S.C.M.E.), Local 1801, which call for the following changes to salaries and benefits at the current staffing level:

Fiscal Year	Estimated Increase/Decrease	Explanation
2012	(\$6,880) Decrease	Changes to uniform allowance, 0% salary adjustment.
2013	(\$3,680) Decrease	2% increase in employee share health Insurance premiums and 3% salary adjustment on September 30, 2013.
2014	\$25,208 Increase	2% increase in employee share health insurance premiums and 3% salary adjustment on April 1, 2014.

and further, reduce the Town Operating Budget for Fiscal Year 2012 by \$6,880 such sum representing the anticipated decrease in salaries and benefits required by the new agreement from what would be paid under the current agreement at current staffing levels? In addition, if Articles 17, 18, 19, and 20 are approved, and this article is adopted, the Town Operating Budget for Fiscal Year 2012 will be reduced by an additional \$35,478, such sum representing the anticipated decrease in the cost of employee health insurance under this article.

**Passed on official ballot vote on March 13, 2012: Yes – 4,022 No – 2,297**

### Article 17 - Clerical/Admin Employee Collective Bargaining Unit Contract - \$14,463

Shall the Town vote to approve the cost items included in the collective bargaining agreement reached between the Board of Selectmen and the members of the State Employees Association of NH (SEA), Local 1984, which call for the following changes to salaries and benefits at the current staffing level:

Fiscal Year	Estimated Increase/Decrease	Explanation
2012	\$14,463 Increase	2% salary adjustment April 1, 2012, 2% increase in employee share health insurance premiums, \$700 increase in stipend for health insurance.
2013	\$29,034 Increase	2.5% salary adjustment April 1, 2013, 1% increase in employee share health insurance premiums, \$500 increase in stipend for health insurance.
2014	\$30,954 Increase	2.5% salary adjustment April 1, 2014, 1% increase in employee share health insurance premiums.
2015	(\$900) Decrease	1% increase in employee share health Insurance premiums for first three months of 2015.

and further to raise and appropriate the sum of Fourteen Thousand Four Hundred Sixty-Three Dollars (\$14,463) such sum representing the anticipated increase in salaries and benefits required by the new agreement from what would be paid under the current agreement at current staffing levels? In addition, if Articles 16, 18, 19, and 20 are approved, and this article is adopted, the Town Operating Budget for Fiscal Year 2012 will be reduced by an additional \$33,032, such sum representing the anticipated decrease in the cost of employee health insurance under this article.

**Passed on official ballot vote on March 13, 2012: Yes – 3,466 No – 2,863**

# **Town Meeting Results–March 13 & 17, 2012**

## **Article 18 - Salem Public Administrators Employee Collective Bargaining - \$20,309**

### **Unit Contract**

Shall the Town vote to approve the cost items included in the collective bargaining agreement reached between the Board of Selectmen and the members of the Salem Public Administrators Association, which call for the following changes to salaries and benefits at the current staffing level:

<u>Fiscal Year</u>	<u>Estimated Increase/Decrease</u>	<u>Explanation</u>
2012	\$20,309 Increase	2% salary adjustment April 1, 2012, 2.5% increase in employee share health insurance premiums.
2013	\$84,807 Increase	3% salary adjustment April 1, 2013, 4% step increase 7/1/2013 for most members, 2.5% increase in employee share health insurance premiums.
2014	\$71,882 Increase	3% salary adjustment April 1, 2014.

and further to raise and appropriate the sum of Twenty Thousand Three Hundred Nine Dollars (\$20,309) such sum representing the anticipated increase in salaries and benefits required by the new agreement from what would be paid under the current agreement at current staffing levels? In addition, if Articles 16, 17, 19, and 20 are approved, and this article is adopted, the Town Operating Budget for Fiscal Year 2012 will be reduced by an additional \$31,808, such sum representing the anticipated decrease in the cost of employee health insurance under this article.

**Passed on official ballot vote on March 13, 2012:                      Yes – 3,224                      No – 3,062**

## **Article 19 - Firefighter Collective Bargaining Unit Contract - \$107,348**

Shall the Town vote to approve the cost items included in the collective bargaining agreement reached between the Board of Selectmen and the members of the Professional Firefighters of Salem, IAFF, Local 2892, which call for the following changes to salaries and benefits at the current staffing level:

<u>Fiscal Year</u>	<u>Estimated Increase/Decrease</u>	<u>Explanation</u>
2012	\$107,348 Increase	2.5% salary adjustment April 1, 2012, 2% increase in employee share health insurance premiums. 1.5% 10-year service step.
2013	\$121,115 Increase	2.5% salary adjustment April 1, 2013, 2% increase in employee share health insurance premiums.
2014	\$124,671 Increase	2.5% salary adjustment April 1, 2014, 2% increase in employee share health insurance premiums.

and further to raise and appropriate the sum of One Hundred Seven Thousand Three Hundred Forty-Eight Dollars (\$107,348) such sum representing the anticipated increase in salaries and benefits required by the new agreement from what would be paid under the current agreement at current staffing levels? In addition, if Articles 16, 17, 18, and 20 are approved, and this article is adopted, the Town Operating Budget for Fiscal Year 2012 will be reduced by an additional \$74,626, such sum representing the anticipated decrease in the cost of employee health insurance under this article.

**Passed on official ballot vote on March 13, 2012:                      Yes – 3,641                      No – 2,729**

## **Town Meeting Results–March 13 & 17, 2012**

---

### **Article 20 - Police Collective Bargaining Unit Contract - \$57,174**

Shall the Town vote to approve the cost items included in the collective bargaining agreement reached between the Board of Selectmen and the members of the Salem Police Relief, NEPBA Local 22, which call for the following changes to salaries and benefits at the current staffing level:

<u>Fiscal Year</u>	<u>Estimated Increase/Decrease</u>	<u>Explanation</u>
2012	\$57,174	2.5% salary adjustment April 1, 2012, 2% increase in employee share health insurance premiums. Elimination of Detective Incentive.
2013	\$95,784	2.5% salary adjustment April 1, 2013, 2% increase in employee share health insurance premiums. Elimination of Detective Incentive.
2014	\$98,704	2.5% salary adjustment April 1, 2014, 2% increase in employee share health insurance premiums. Elimination of Detective Incentive.

and further to raise and appropriate the sum of Fifty-Seven Thousand One Hundred Seventy-Four Dollars (\$57,174) such sum representing the anticipated increase in the cost of employee benefits required by the new agreement from what would be paid under the current agreement at current staffing levels? In addition, if Articles 16, 17, 18, and 19 are approved, and this article is adopted, the Town Operating Budget for Fiscal Year 2012 will be reduced by additional \$63,616 such sum representing the anticipated decrease in the cost of employee health insurance under this article.

**Passed on official ballot vote on March 13, 2012:                      Yes – 3,541                      No – 2,819**

### **Article 21 - 2012 Operating Budget - \$35,881,198**

To see if the Town will vote, if Article 15 fails to pass, to raise and appropriate the sum of Thirty-Five Million Eight Hundred Eighty-One Thousand One Hundred Ninety-Eight Dollars (\$35,881,198) for the operational expenses of the Town for Fiscal Year 2012, or such other amount as the Town Meeting shall determine, for the operational expenses of the Town for Fiscal Year 2012. This article does not include special or separate warrant articles.

**Tabled at deliberative session – March 17, 2012**

### **Article 22 - Expendable Trust Fund – Employee Separation - \$325,000**

To see if the Town will vote to raise and appropriate the sum of Three Hundred Twenty-Five Thousand Dollars (\$325,000), to be placed in the Employee Separation Benefits Expendable Trust Fund established in 2002 for the purpose of funding the buy-out of employee benefits upon separation of employment and to authorize the transfer of this amount from the December 31, 2011 General Fund Unreserved Fund Balance. No amount to be raised by taxation.

**Passed at deliberative session – March 17, 2012**

## **Town Meeting Results–March 13 & 17, 2012**

---

### **Article 23 - Expendable Trust Fund – Library Employment Separation - \$5,000**

To see if the Town will vote to raise and appropriate the sum of Five Thousand Dollars (\$5,000), to be placed in the Kelley Library Employment Separation Benefits Expendable Trust Fund established in 2006 for the purpose of funding the buy-out of library employee benefits upon separation of employment, and to authorize the transfer of the December 31, 2011 General Fund Unreserved Fund Balance in that amount for this purpose. No amount to be raised by taxation.

**Passed at deliberative session – March 17, 2012**

### **Article 24 - Library Building Capital Reserve Fund - \$10,000**

To see if the Town will vote to raise and appropriate the sum of Ten Thousand Dollars (\$10,000), to be placed in the Kelley Library Building Capital Reserve Fund established in 2011 for the purpose of funding the major repairs to the Library building, and to authorize the transfer of the December 31, 2011 General Fund unreserved fund balance in that amount for this purpose.

**Passed at deliberative session – March 17, 2012**

### **Article 25 - Winter Weather Operations - \$600,000**

*(Amended appropriation to \$500,000)*

To see if the Town will vote to raise and appropriate the sum of Six Hundred Thousand Dollars (\$600,000) to be placed in the Snow Expendable Trust Fund previously established in 1998 for the purpose of managing winter weather, including but not limited to, plowing and removing snow, sanding and chemically treating streets, and otherwise responding to hazardous road conditions related to winter weather.

**Passed as amended at deliberative session – March 17, 2012**

### **Article 26 - 2012 Road Construction and Engineering Program - \$5,250,000**

*(Amended appropriation to \$5,157,000)*

To see if the Town will vote to raise and appropriate the sum of Five Million Two Hundred Fifty Thousand Dollars (\$5,250,000) to be added to the Roadway Capital Reserve Fund previously established in 1990 for the purpose of repair and/or reconstruction of existing roads and associated drainage improvements, engineering, and a Road Inventory Rating - PCI Evaluation as outlined in the 10-Year Road Program and to authorize the Board of Selectmen to take all other action necessary in connection therewith.

**Passed as amended at deliberative session – March 17, 2012**

### **Article 27 - Police Radio Equipment - 5 Year Lease Purchase Option - \$59,284**

To see if the town will vote to authorize the Board of Selectmen to enter into a five-year lease agreement for \$265,776 for the purpose of purchasing new police radio equipment for the Police Department and to raise and appropriate the sum of Fifty-Nine Thousand Two Hundred Eighty-Four Dollars (\$59,284) for the first year's payment. This lease agreement contains an "escape clause". (Majority vote required).

**Passed at deliberative session – March 17, 2012**

# **Town Meeting Results–March 13 & 17, 2012**

---

## **Article 28 - Curbside Trash Pick-up - \$172,438**

To see if the town will vote to raise and appropriate the sum of One Hundred Seventy-Two Thousand Four Hundred Thirty-Eight Dollars (\$172,438) for the purpose of funding six months of curbside trash pickup as part of a 5-year contract for curbside collection with an average cost of \$445,000 per year over the current cost of waste disposal.

**Tabled at deliberative session – March 17, 2012**

## **Article 29 - Authorize the Board of Selectmen to Lease Town Land for Telecommunications**

To see if the Town will vote to authorize the Board of Selectmen to enter into a multi-year lease agreement of a Town owned parcel of land located on North Broadway, Map 55, Lot 12143 with a wireless telecommunication provider on such terms as the Board of Selectmen determine to be in the best interest of the town.

**Passed at deliberative session – March 17, 2012**

## **Article 30 - Discontinuance of a Portion of Haigh Avenue**

To see if the Town will vote to discontinue the portion of Haigh Avenue beginning at the Southerly Property Line of Lot 9448 shown on the Town of Salem's Tax Map and extending Southerly to its terminus approximately 400 feet. The intention is to discontinue the unimproved end portion of Haigh Avenue as removed during the Haigh Avenue flood relocation project.

**Passed at deliberative session – March 17, 2012**

## **Article 31 - Sale of Town Land**

*(Amended to add “such sale to be done at public auction” to article language)*

To see if the Town will authorize the Board of Selectmen to sell property located on 75 School Street, known as part of Map 74, Lot 2260 on such terms and conditions as the Board of Selectmen determine are in the best interest of the Town.

**Passed as amended at deliberative session – March 17, 2012**

## **Article 32 - The Upper Room, A Family Resource Center - \$10,000**

By Petition: To see if the Town will raise and appropriate the sum of Ten Thousand Dollars (\$10,000) for the purpose of supporting prevention and early intervention programs and services that strengthen children and families through the Upper Room, A Family Resource Center.

**Passed at deliberative session – March 17, 2012**

## **Article 33 - Salem Softball Field Improvements - \$4,900**

*(Amended to add “the Bryant Field and the High School Field” to article language)*

By Petition: To see if the Town will vote to raise and appropriate the sum of Four Thousand Nine Hundred Dollars (\$4,900) for the purpose of repairing, replacing and maintaining town owned softball fields to make them safe for play. In particular, the field located adjacent to the Soule School.

**Passed as amended at deliberative session – March 17, 2012**

## **Town Meeting Results–March 13 & 17, 2012**

---

### **Article 34 - Drainage Improvements - Timothy Lane - \$66,300**

*(amended to add “on Timothy Lane” to article language)*

By Petition: To see if the Town will vote to raise and appropriate the sum of Sixty-Six Thousand Three Hundred Dollars (\$66,300) for the purpose of correcting the existing drainage problems and modifying pavement to coincide with repairs.

**Passed as amended at deliberative session – March 17, 2012**

### **Article 35 - Weed Control on Sidewalks - \$14,280**

By Petition: To see if the Town will vote to raise and appropriate the sum of Fourteen Thousand Two Hundred Eighty Dollars (\$14,280) for the purpose of weed control on sidewalks throughout the town.

**Passed at deliberative session – March 17, 2012**

*This is a true copy of the results of the 2012 deliberative session held on March 17, 2012 and for the Articles 1-20 Ballot vote on March 13, 2012.*

*Attest:*

*Susan M. Wall*  
*Town clerk*

***THIS PAGE INTENTIONALLY LEFT BLANK***



# 2013 Town Meeting Warrant





# BUDGET OF THE TOWN WITH A MUNICIPAL BUDGET COMMITTEE

OF: \_\_\_\_\_ Town of Salem \_\_\_\_\_

BUDGET FORM FOR TOWNS WHICH HAVE ADOPTED  
THE PROVISIONS OF RSA 32:14 THROUGH 32:24

Appropriations and Estimates of Revenue for the Ensuing Year January 1, 2013 to December 31, 2013

or Fiscal Year From \_\_\_\_\_ to \_\_\_\_\_

## IMPORTANT:

Please read RSA 32:5 applicable to all municipalities.



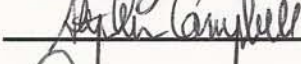


1. Use this form to list the operating budget and all special and individual warrant articles in the appropriate recommended and not recommended area. All proposed appropriations must be on this form.
2. Hold at least one public hearing on this budget.
3. When completed, a copy of the budget must be posted with the warrant. Another copy must be placed on file with the town clerk, and a copy sent to the Department of Revenue Administration at the address below within 20 days after the meeting.


This form was posted with the warrant on (Date): January 28, 2013

## BUDGET COMMITTEE

*Please sign in ink.*

Under penalties of perjury, I declare that I have examined the information contained in this form and to the best of my belief it is true, correct and complete.

  
 \_\_\_\_\_  
 \_\_\_\_\_  
 \_\_\_\_\_  
 \_\_\_\_\_  
 \_\_\_\_\_

**THIS BUDGET SHALL BE POSTED WITH THE TOWN WARRANT**

FOR DRA USE ONLY

NH DEPARTMENT OF REVENUE ADMINISTRATION  
MUNICIPAL SERVICES DIVISION  
P.O. BOX 487, CONCORD, NH 03302-0487  
(603)271-3397

**BUDGET COMMITTEE SUPPLEMENTAL SCHEDULE**  
(RSA 32:18,19 & 32:21)

Local Govt. Unit: SALEM

Fiscal Year Ending: December 31, 2013

Total RECOMMENDED by Budget Committee 46,010,830

Less Exclusions:

Principal: Long-Term Bonds & Notes	1,395,000
Interest: Long-Term Bonds & Notes	258,011
Capital Outlay -Bond	<u>2,606,417</u>

Total Exclusions 4,259,428

Amount Recommended Less Recommended Exclusion Amounts 41,751,402

10% Calculation 4,175,140

Maximum Allowable Appropriation Prior to Vote 50,185,970

---

---

Collective Bargaining Cost Items 0

1	2	3	4	5	6	7	8	9
ACCT.#	PURPOSE OF APPROPRIATIONS (RSA 32:3,V)	OP Bud. Warr. Art.#	Appropriations Prior Year As Approved by DRA	Actual Expenditures Prior Year	SELECTMEN'S APPROPRIATIONS Ensuing Fiscal Year (Recommended)	(Not Recommended)	BUDGET COMMITTEE'S APPROPRIATIONS Ensuing Fiscal Year (Recommended)	(Not Recommended)
<b>GENERAL GOVERNMENT</b>								
4130-4139	Executive		315,717	337,036	301,506		302,614	(1,108)
4140-4149	Election, Reg. & Vital Statistics		217,810	250,662	205,879		206,618	(739)
4150-4151	Financial Administration		1,629,044	1,675,347	1,623,617		1,642,855	(19,238)
4152	Revaluation of Property							-
4153	Legal Expense		127,400	90,660	87,000		87,000	-
4155-4159	Personnel Administration		812,634	951,909	1,025,820		1,046,204	(20,384)
4191-4193	Planning & Zoning		456,384	463,140	530,056		532,310	(2,254)
4194	General Government Buildings		205,099	250,863	207,146		207,146	-
4195	Cemeteries		362,493	351,082	313,444		315,296	(1,852)
4196	Insurance		174,913	179,922	188,422		188,422	-
4197	Advertising & Regional Assoc.							-
4199	Other General Government		475,234	491,790	526,661		528,195	(1,534)
<b>PUBLIC SAFETY</b>								
4210-4214	Police		8,286,109	8,143,190	9,051,173		9,050,436	737
4215-4219	Ambulance							-
4220-4229	Fire		9,076,098	8,924,770	9,576,727		9,589,325	(12,598)
4240-4249	Building Inspection		317,816	288,651	233,221		233,843	(622)
4290-4298	Emergency Management							
4299	Other (Including Communications)							
<b>AIRPORT/AVIATION CENTER</b>								
4301-4309	Airport Operations							
<b>HIGHWAYS &amp; STREETS</b>								
4311	Administration		369,963	357,646	399,312		400,950	(1,638)
4312	Highways & Streets		1,637,939	1,522,259	2,093,214		2,100,236	(7,022)
4313	Bridges							

1	2	3	4	5	6	7	8	9
ACCT.#	PURPOSE OF APPROPRIATIONS (RSA 32:3.V)	OP Bud. Warr. Art.#	Appropriations Prior Year As Approved by DRA	Actual Expenditures Prior Year	SELECTMEN'S APPROPRIATIONS Ensuing Fiscal Year (Recommended)	(Not Recommended)	BUDGET COMM. APPROPRIATIONS Ensuing Fiscal Year (Recommended)	(Not Recommended)
<b>HIGHWAYS &amp; STREETS (cont.)</b>								
4316	Street Lighting		393,465	368,113	383,086		383,086	-
4319	Other							
<b>SANITATION</b>								
4321	Administration							
4323	Solid Waste Collection							
4324	Solid Waste Disposal		1,074,829	895,829	1,052,142		1,052,908	(766)
4325	Solid Waste Clean-up							
4326-4329	Sewage Coll. & Disposal & Other		2,656,664	2,623,851	2,375,194		2,376,362	(1,168)
<b>WATER DISTRIBUTION &amp; TREATMENT</b>								
4331	Administration		1,272,042	1,115,336	1,329,525		1,335,419	(5,894)
4332	Water Services		2,105,480	2,093,943	1,896,064		1,869,369	26,695
4335-4339	Water Treatment, Conserv. & Other							
<b>ELECTRIC</b>								
4351-4352	Admin. and Generation							
4353	Purchase Costs							
4354	Electric Equipment Maintenance							
4359	Other Electric Costs							
<b>HEALTH/WELFARE</b>								
4411	Administration		186,670	193,952	200,750		201,273	(523)
4414	Pest Control		90,107	76,121	85,222		85,749	(527)
4415-4419	Health Agencies & Hosp. & Other							-
4441-4442	Administration & Direct Assist.		225,822	219,232	226,645		227,610	(965)
4444	Intergovernmental Welfare Payemnts							
4445-4449	Vendor Payments & Other		73,153	67,365	-		73,153	(73,153)

1	2	3	4	5	6	7	8	9
ACCT.#	PURPOSE OF APPROPRIATIONS (RSA 32:3,V)	OP Bud. Warr. Art.#	Appropriations Prior Year As Approved by DRA	Actual Expenditures Prior Year	SELECTMEN'S APPROPRIATIONS Ensuing Fiscal Year (Recommended)	SELECTMEN'S APPROPRIATIONS Ensuing Fiscal Year (Not Recommended)	BUDGET COMMITTEE'S APPROPRIATIONS Ensuing Fiscal Year (Recommended)	BUDGET COMMITTEE'S APPROPRIATIONS Ensuing Fiscal Year (Not Recommended)
<b>CULTURE &amp; RECREATION</b>								
4520-4529	Parks & Recreation		208,076	197,275	231,516		232,894	(1,378)
4550-4559	Library		1,320,572	1,300,986	1,369,247		1,374,472	(5,225)
4583	Patriotic Purposes		21,881	20,480	25,081		25,081	-
4589	Other Culture & Recreation		297,650	299,753	318,403		319,924	(1,521)
<b>CONSERVATION</b>								
4611-4612	Admin. & Purch. of Nat. Resources							
4619	Other Conservation							
4631-4632	Redevelopment and Housing							
4651-4659	Economic Development							
<b>DEBT SERVICE</b>								
4711	Princ. - Long Term Bonds & Notes		815,000	815,000	815,000		815,000	-
4721	Interest-Long Term Bonds & Notes		162,658	162,658	137,512		137,512	-
4723	Int. on Tax Anticipation Notes		1	-	1		1	-
4790-4799	Other Debt Service							
<b>CAPITAL OUTLAY</b>								
4901	Land							
4902	Machinery, Vehicles & Equipment		466,329	469,552	564,789		549,789	15,000
4903	Buildings							
4909	Improvements Other Than Bldgs.							
<b>OPERATING TRANSFERS OUT</b>								
4912	To Special Revenue Fund							
4913	To Capital Projects Fund							
4914	To Enterprise Fund							
	- Sewer							
	- Water							

1	2	3	4	5	6	7	8	9
ACCT.#	PURPOSE OF APPROPRIATIONS (RSA 32:3,V)	OP Bud. Warr. Art.#	Appropriations Prior Year As Approved by DRA	Actual Expenditures Prior Year	SELECTMEN'S APPROPRIATIONS Ensuing Fiscal Year (Recommended)	(Not Recommended)	BUDGET COMMITTEE'S APPROPRIATIONS Ensuing Fiscal Year (Recommended)	(Not Recommended)
	OPERATING TRANSFERS OUT (cont.)							
	- Electric							
	- Airport							
4918	To Nonexpendable Trust Funds							
4919	To Fiduciary Funds							
OPERATING BUDGET TOTAL			35,835,052	35,198,373	37,373,375		37,491,052	(117,677)





# **WARRANT ARTICLES**

2013

## **SPECIAL WARRANT ARTICLES**

Acct.	Article #	Description	Warrant	Board of Selectmen With      Without	Budget Committee With      Without
	1	Election of Officers			
	2-5	Zoning Articles			
4313	6	Bridge Reconstruction - Bond Issue	\$ 1,630,417	\$ 1,630,417	\$ 1,630,417
4915	7	2013 Roadway Program	\$ 5,620,000	\$ 5,620,000	\$ 5,620,000
4916	9	Winter Weather Operations	\$ 250,000	\$ 250,000	\$ 250,000
4916	16	Library- Employment Separation	\$ 27,000	\$ 27,000	\$ 27,000
4445	17	Upper Room	\$ 10,000	\$ 10,000	\$ 10,000
4445	18	Local Chapter Family Promise	\$ 5,000	\$ 5,000	\$ 5,000
4445	19	Local Chapter Family Promise	\$ 5,000	\$ 5,000	\$ 5,000
4520	20	Salem Softball	\$ 4,500	\$ 4,500	\$ 4,500
4445	21	Boys and Girls Club	\$ 10,000	\$ 10,000	\$ 10,000
4312	22	Reconstruction of Field Ave	\$ 175,000	\$ 175,000	\$ 175,000
		Total Special Articles	\$ 7,736,917	\$ 7,527,417 \$ 209,500	\$ 7,731,917 \$ 5,000

## **INDIVIDUAL WARRANT ARTICLES**

4312	10	Engineering Design - Shannon Rd Bridge	\$ 125,000	\$ 125,000	\$ 125,000
4902	11	Ambulance	\$ 250,000	\$ 250,000	\$ 250,000
4902	12	DPW Equipment	\$ 354,708	\$ 354,708	\$ 354,708
4445	13	Outside Human Services	\$ 58,153	\$ 58,153	\$ 58,153
3501	14	Sale of Town Property Foss School			
3501	15	Sale of Town Property Keewaydin Drive			
		Total Separate Articles	\$ 787,861	\$ 787,861	\$ 787,861
		<b>Total Warrant</b>	<b>\$ 8,524,778</b>	<b>\$ 8,315,278 \$ 209,500</b>	<b>\$ 8,519,778 \$ 5,000</b>

1	2	3	4	5	6
ACCT.#	SOURCE OF REVENUE	Warr. Art.#	Actual Revenues Prior Year	Selectmen's Estimated Revenues	Budget Committee's Est. Revenues
<b>TAXES</b>					
3120	Land Use Change Taxes - General Fund		1,450	500	500
3180	Resident Taxes		-	-	-
3185	Timber Taxes				
3186	Payment in Lieu of Taxes		70,000	70,000	70,000
3189	Other Taxes		9,200	7,500	7,500
3190	Interest & Penalties on Delinquent Taxes		334,533	230,050	230,050
	Inventory Penalties				
3187	Excavation Tax (\$.02 cents per cu yd)				
<b>LICENSES, PERMITS &amp; FEES</b>					
3210	Business Licenses & Permits		148,400	158,475	158,475
3220	Motor Vehicle Permit Fees		4,050,000	4,400,000	4,400,000
3230	Building Permits		475,000	476,000	476,000
3290	Other Licenses, Permits & Fees		122,200	207,900	207,900
3311-3319	<b>FROM FEDERAL GOVERNMENT</b>				
<b>FROM STATE</b>					
3351	Shared Revenues				
3352	Meals & Rooms Tax Distribution		1,280,594	1,285,426	1,285,426
3353	Highway Block Grant		575,633	585,000	585,000
3354	Water Pollution Grant		11,851	9,272	9,272
3355	Housing & Community Development				
3356	State & Federal Forest Land Reimbursement				
3357	Flood Control Reimbursement				
3359	Other (Including Railroad Tax)				
3379	<b>FROM OTHER GOVERNMENTS</b>		35,000	100,000	100,000
<b>CHARGES FOR SERVICES</b>					
3401-3406	Income from Departments		1,594,387	1,966,497	1,966,497
3409	Other Charges				
<b>MISCELLANEOUS REVENUES</b>					
3501	Sale of Municipal Property		17,000	34,000	34,000
3502	Interest on Investments		5,050	10,000	10,000
3503-3509	Other		613,492	786,624	786,624
<b>INTERFUND OPERATING TRANSFERS IN</b>					
3912	From Special Revenue Funds				
3913	From Capital Projects Funds				

1	2	3	4	5	6
ACCT.#	SOURCE OF REVENUE	Warr. Art.#	Actual Revenues Prior Year	Selectmen's Estimated Revenues	Budget Committee's Est. Revenues
<b>INTERFUND OPERATING TRANSFERS IN (cont.)</b>					
3914	From Enterprise Funds				
	Sewer - (Offset)		2,656,664	2,197,465	2,376,362
	Water - (Offset)		3,377,522	3,505,809	3,204,788
	Electric - (Offset)				
	Airport - (Offset)				
3915	From Capital Reserve Funds				
3916	From Trust & Fiduciary Funds				
3917	Transfers from Conservation Funds				
<b>OTHER FINANCING SOURCES</b>					
3934	Proc. from Long Term Bonds & Notes		\$ -	\$ -	\$ -
	Amounts Voted From Fund Balance		\$ 340,000	\$ 475,000	\$ 475,000
	Estimated Fund Balance to Reduce Taxes		\$ 200,000	\$ 400,000	\$ 400,000
<b>TOTAL ESTIMATED REVENUE &amp; CREDITS</b>			<b>\$ 15,917,976</b>	<b>\$ 16,905,518</b>	<b>\$ 16,783,394</b>

**\*\*BUDGET SUMMARY\*\***

	PRIOR YEAR ADOPTED BUDGET	SELECTMEN'S RECOMMENDED BUDGET	BUDGET COMMITTEE'S RECOMMENDED BUDGET
Operating Budget Appropriations Recommended (from pg. 5)	\$ 35,835,052	\$ 37,373,375	\$ 37,491,052
Special Warrant Articles Recommended (from pg. 6)	\$ 6,092,480	\$ 7,527,417	\$ 7,731,917
Individual Warrant Articles Recommended (from pg. 6)	\$ 59,284	\$ 787,861	\$ 787,861
TOTAL Appropriations Recommended	\$ 41,986,816	\$ 45,688,653	\$ 46,010,830
Less: Amount of Estimated Revenues & Credits (from above)	\$ (15,917,976)	\$ (16,905,518)	\$ (16,783,394)
Estimated Amount of Taxes to be Raised	\$ 26,068,840	\$ 28,783,135	\$ 29,227,436

Maximum Allowable Increase to Budget Committee's Recommended Budget per RSA 32:18: \_\_\_\_\_  
(See Supplemental Schedule With 10% Calculation)

# DEFAULT BUDGET OF THE TOWN

OF: \_\_\_\_\_ Salem \_\_\_\_\_

For the Ensuing Year January 1, 2013 \_\_\_\_\_ to December 31, 2013 \_\_\_\_\_

or Fiscal Year From \_\_\_\_\_ to \_\_\_\_\_

RSA 40:13, IX (b) "Default budget" as used in this subdivision means the amount of the same appropriations as contained in the operating budget authorized for the previous year, reduced and increased, as the case may be, by debt service, contracts, and other obligations previously incurred or mandated by law, and reduced by one-time expenditures contained in the operating budget. For the purposes of this paragraph, one-time expenditures shall be appropriations not likely to recur in the succeeding budget, as determined by the governing body, unless the provisions of RSA 40:14-b are adopted, of the local political subdivision.


1. Use this form to list the default budget calculation in the appropriate columns.
2. Post this form or any amended version with proposed operating budget (MS-6 or MS-7) and the warrant.
3. Per RSA 40:13, XI, (a), the default budget shall be disclosed at the first budget hearing.


## GOVERNING BODY (SELECTMEN)

or

Budget Committee if RSA 40:14-b is adopted

Under penalties of perjury, I declare that I have examined the information contained in this form and to the best of my belief it is true, correct and complete.

  
 \_\_\_\_\_  
 Stephen Campbell  
 \_\_\_\_\_  
 \_\_\_\_\_

  
 \_\_\_\_\_  
 \_\_\_\_\_  
 \_\_\_\_\_

NH DEPARTMENT OF REVENUE ADMINISTRATION  
 MUNICIPAL SERVICES DIVISION  
 P.O. BOX 487, CONCORD, NH 03302-0487  
 (603)230-5090

**Default Budget - Town of \_\_\_\_\_ Salem \_\_\_\_\_ FY 2013 \_\_\_\_\_**

1	2	3	4	5	6
Acct. #	PURPOSE OF APPROPRIATIONS (RSA 32:3,V)	Prior Year Adopted Operating Budget	Reductions & Increases	Minus 1-Time Appropriations	DEFAULT BUDGET
<b>GENERAL GOVERNMENT</b>					
4130-4139	Executive	315,717	6,412		322,129
4140-4149	Election,Reg.& Vital Statistics	217,810	(19,550)	(220)	198,040
4150-4151	Financial Administration	1,629,044	61,520	(19,230)	1,671,334
4152	Revaluation of Property				-
4153	Legal Expense	127,400			127,400
4155-4159	Personnel Administration	812,634	242,755		1,055,389
4191-4193	Planning & Zoning	456,384	73,471		529,855
4194	General Government Buildings	205,099	(1,312)		203,787
4195	Cemeteries	362,493	(55,497)	(10,800)	296,196
4196	Insurance	174,913	13,509		188,422
4197	Advertising & Regional Assoc.				-
4199	Other General Government	475,234	48,599		523,833
<b>PUBLIC SAFETY</b>					
4210-4214	Police	8,286,109	801,229		9,087,338
4215-4219	Ambulance				-
4220-4229	Fire	9,076,098	482,946	(18,530)	9,540,514
4240-4249	Building Inspection	317,816	(74,264)		243,552
4290-4298	Emergency Management				-
4299	Other (Incl. Communications)				-
<b>AIRPORT/AVIATION CENTER</b>					
4301-4309	Airport Operations				
<b>HIGHWAYS &amp; STREETS</b>					
4311	Administration	369,963	45,988		415,951
4312	Highways & Streets	1,637,939	581,010		2,218,949
4313	Bridges				-
4316	Street Lighting	393,465			393,465
4319	Other				-
<b>SANITATION</b>					
4321	Administration				-
4323	Solid Waste Collection				-
4324	Solid Waste Disposal	1,074,829	(14,739)		1,060,090
4325	Solid Waste Clean-up				-
4326-4329	Sewage Coll. & Disposal & Other	2,656,664	168,633	(389,860)	2,435,437

MS-DT  
Rev. 10/10

Default Budget - Town of Salem FY 2013

1	2	3	4	5	6
Acct. #	PURPOSE OF APPROPRIATIONS (RSA 32:3,V)	Prior Year Adopted Operating Budget	Reductions & Increases	Minus 1-Time Appropriations	DEFAULT BUDGET
<b>WATER DISTRIBUTION &amp; TREATMENT</b>					
4331	Administration	1,272,042	59,626		1,331,668
4332	Water Services	2,105,480	(18,768)	(61,920)	2,024,792
4335-4339	Water Treatment, Conserv. & Other				-
<b>ELECTRIC</b>					
4351-4352	Admin. and Generation				-
4353	Purchase Costs				-
4354	Electric Equipment Maintenance				-
4359	Other Electric Costs				-
<b>HEALTH</b>					
4411	Administration	186,670	13,787		200,457
4414	Pest Control	90,107	3,393		93,500
4415-4419	Health Agencies & Hosp. & Other				
<b>WELFARE</b>					
4441-4442	Administration & Direct Assist.	225,822	10,055		235,877
4444	Intergovernmental Welfare Pymnts				-
4445-4449	Vendor Payments & Other	73,153			73,153
<b>CULTURE &amp; RECREATION</b>					
4520-4529	Parks & Recreation	208,076	20,231		228,307
4550-4559	Library	1,320,572	(6,344)	(11,716)	1,302,512
4583	Patriotic Purposes	21,881			21,881
4589	Other Culture & Recreation	297,650	26,099		323,749
<b>CONSERVATION</b>					
4611-4612	Admin. & Purch. of Nat. Resources				-
4619	Other Conservation				-
4631-4632	REDEVELOPMENT & HOUSING				
4651-4659	ECONOMIC DEVELOPMENT				
<b>DEBT SERVICE</b>					
4711	Princ.- Long Term Bonds & Notes	815,000			815,000
4721	Interest-Long Term Bonds & Notes	162,658	(25,146)		137,512
4723	Int. on Tax Anticipation Notes	1			1
4790-4799	Other Debt Service				

MS-DT  
Rev. 10/10

**Default Budget - Town of \_\_\_\_\_ Salem \_\_\_\_\_ FY 2013 \_\_\_\_\_**

1	2	3	4	5	6
Acct. #	PURPOSE OF APPROPRIATIONS (RSA 32:3,V)	Prior Year Adopted Operating Budget	Reductions & Increases	Minus 1-Time Appropriations	DEFAULT BUDGET
<b>CAPITAL OUTLAY</b>					
4901	Land				
4902	Machinery, Vehicles & Equipment	466,329	(135,166)	(43,098)	288,065
4903	Buildings				
4909	Improvements Other Than Bldgs.				
<b>OPERATING TRANSFERS OUT</b>					
4912	To Special Revenue Fund				
4913	To Capital Projects Fund				
4914	To Enterprise Fund				
	Sewer-				
	Water-				
	Electric-				
	Airport-				
4917	To Health Maint. Trust Funds				
4918	To Nonexpendable Trust Funds				
4919	To Fiduciary Funds				
<b>TOTAL</b>		35,835,052	2,308,477	(555,374)	37,588,155

Please use the box below to explain increases or reductions in columns 4 & 5.

Acct #	Explanation for Increases	Acct #	Explanation for Reductions

MS-DT  
Rev. 10/10



Town of Salem, NH		2013		2012 Final Bgt		Default		Explanation		Minus		Explanation		Default Budget	
Default Budget Calculation				Total		Reductions & Increases				1 Time Appropriations					
Acct #															
4130	Executive	BOS TM Plan Bd BOA BUDCOM Con Comm. Charter Comm. T of TF	33,864 262,192 3,570 4,095 3,704 1,792 6,500	18 7,438 18 15 30 1 -	315,717	7,520		Benefits (wc,fica unemploy) Benefits (wc,fica unemploy) Benefits (wc,fica unemploy) Benefits (wc,fica unemploy) Benefits (wc,fica unemploy) Benefits (wc,fica unemploy)							323,237
4140	Elections & Vit Stats	Town Cl Election	175,041 42,769	(19,550)	217,810		4 elections vs. 1			(220)		Municipal Agent Training		198,040	
4150	Financial Adm	Finance IT Assess Collect Tax Coll	598,413 456,629 229,404 196,840 147,758		1,629,044	66,310	Gas/Diesel, Wages & Benefits			(19,230)		1 time set up cost M Agent		1,676,124	
4153	Legal Exp	Legal	127,400		127,400									127,400	
4155	Personnel	HR Emp Ben	253,907 558,727		812,634	242,755	Wages & Benefits Ins Emp Retirement							1,055,389	
4191	Planning	Comm. Dev Planning	340,682 115,702		456,384	29,890	Gas/Diesel, Wages & Benefits							486,274	
4194	Govt Buildings	TownHall Old TH Hose Old Lib School H#5 Depot T S	205,099		205,099	(1,312)	Gas/Diesel, Heat,							203,787	
4195	Cemeteries	ParksProp	362,493		362,493	7,977	Heat,Wages & Benefits			(10,800)		Cemetery Roof		359,670	
4196	Insurance	Ins	174,913		174,913	13,509	Prem Increase							188,422	
4199	Other Gen Govt	D Court Eng	115,298 359,936		475,234	48,599	Gas/Diesel, Heat,Wages & Benefits							523,833	
4210	Police	Police	8,286,109		8,286,109	796,493	CSU Unit full year, Gas/Diesel Wages & Benefits							9,082,602	
4220	Fire	Fire	9,076,098		9,076,098	359,859	Gas/Diesel,Wages & Benefits			(18,530)		Replace 26 cylinders		9,417,427	
4240	Building Inspection	Inspect	317,816		317,816	21,726	Gas/Diesel,Wages & Benefits							339,542	

4311	Administration	PW Adm	369,963	369,963	26,184	Wages & Benefits	396,147
4312	Highway & Streets	PW Garage Fleet Streets	1,637,939	1,637,939	581,010	Gas/Diesel ,Wages & Benefits Winter Operations	2,218,949
4316	Street Lighting	Lights	393,465	393,465			393,465
4324 4325	Solid Waste	Solid W	1,074,829	1,074,829	(14,739)	Hours of Operations, Contract Transfer Station	1,060,090
4326	Sewage Coll.	Sewer	2,656,664	2,656,664	168,633	Debt Service, GLSD, Ins, Gas/Diesel Wages & Benefits	2,435,437
4331-4332 4333	Water Adm & Services	Water	3,377,522	3,377,522	40,858	Debt Service, Ins, Gas/Diesel Wages & Benefits	3,356,460
4411	Adm	Health	186,670	186,670	13,787	Gas/Diesel ,Wages & Benefits	200,457
4414	Pest Control	Anim Control	90,107	90,107	3,393	Wages & Benefits	93,500
4442	Adm	Human Services	225,822	225,822	10,055	Heat, Wages & Benefits	235,877
4449	Vendor Payments	Out H S	73,153	73,153			73,153
4520	Parks & Rec	Recreation	208,076	208,076	20,231	Wages & Benefits	228,307
4550	Library	Library	1,320,572	1,320,572	(6,344)	Heat	1,302,512
4583	Patriotic	Community Contrib	21,881	21,881			21,881
4589	Other Culture	Sen Services	297,650	297,650	26,099	Gas/Diesel ,Wages & Benefits	323,749
4711	Debt Prin	Debt prim	815,000	815,000			815,000
4721	Debt Int	Debt Int	162,658	162,658	(25,146)	Debt Service	137,512
4723	Int of Tax Notes	TANS	1	1			1
4902	Vehicles & Equip	Capital	466,329	466,329	(135,166)	Lease	288,065
	Totals		35,835,052	35,835,052	2,282,631	(43,098) (555,374)	288,065 37,562,309

## 2013 Default - One time Appropriations

### General Fund

Town Clerk	Municipal Agent Training	\$	220
Collections	One Time set up costs M Agent	\$	19,230
Fire	Breathing Appar.- 26 cylinders	\$	18,530
Parks & Property	Roof Cemetery	\$	10,800
Capital	Plow	\$	5,575
	Fire Truck	\$	34,067
	PC Tech Upgrade	\$	3,456
Library	HVAC	\$	11,716
	Sub-total	\$	103,594

Sewer	Sewer I&I	\$	75,000
	Fencing	\$	5,490
	Jet Vac	\$	300,000
	Truck	\$	9,370
	Sub-total	\$	389,860

Water	Building WTP High Lift Pump		
	floor coating	\$	8,385
	two trucks	\$	53,535
	Sub-total	\$	61,920
	Total One time	\$	555,374

# 2013 WARRANT ARTICLES

## TOWN OF SALEM, NEW HAMPSHIRE

To the inhabitants of the Town of Salem in the County of Rockingham and the State of New Hampshire qualified to vote in Town affairs:

### FIRST SESSION OF ANNUAL MEETING – DELIBERATIVE

You are hereby notified to meet at Salem High School in said Salem on Saturday, February 2, 2013 at 9:00 a.m. The session shall consist of explanation, discussion and debate on warrant articles 6 through 22. Warrant articles may be amended subject to the following limitations: (a) warrant articles whose wording is prescribed by law shall not be amended, (b) warrant articles that are amended shall be placed on the official ballot for a final vote on the main motion as amended, and (c) no warrant article shall be amended to eliminate subject matter of the article.

### SECOND SESSION OF ANNUAL MEETING – VOTING

Voting on warrant article numbers 1 through 22 shall be conducted by official ballot to be held in conjunction with Town Meeting voting on March 12, 2013. You are hereby notified to meet at your respective polling places as follows:

District 1	Fisk School
District 3	Senior Center
District 5	Lancaster School
District 6	North Salem School

The polls will open at 7:00 a.m. and will not close before 7:00 p.m.

**Article 1: Choose all necessary Town Officers for the ensuing year.**

**ZONING AMENDMENTS** (new text in *italics*, deleted text in ~~strikethrough~~)

**Article 2: Revise Conditional Use Permit Provisions in Wetlands Conservation Ordinance**

To see if the Town will vote to adopt Amendment #1, as proposed by the Planning Board, to amend the Salem Zoning Ordinance as follows:

Delete Sections 309-7:6.5 and 309-7:6.7.4.2 and replace with the following:

7:6.5.1 *The Planning Board may grant a conditional use permit to modify the requirements of Section 7:6.4, 7:6.6, and 7:6.7, in limited respects, provided the Board finds that all of the following criteria are met:*

- 1. modification complies with the purposes and intent of the Wetlands Ordinance noted in Section 7:6.1;*
- 2. there is no feasible alternative to the modification with less impact to the wetland or buffer;*

3. *the detrimental impact to wetlands and buffers is minimized;*
4. *there will be no adverse impact on neighboring properties;*
5. *the applicant provides the Planning Board and Conservation Commission findings of a certified wetland scientist approved by the Planning Board or its agent at the applicant's expense;*
6. *the applicant provides the Planning Board and Conservation Commission with a wetland mitigation plan which meets the following: a minimum gain of 2 square feet of on-site wetland replication for each square foot of wetland lost, except for Prime Wetlands where a gain of 5 square feet of on-site wetland replication shall be provided for each square foot of wetland lost. In the case of streets, roads, access ways, and utility crossings, such mitigation shall only be required if 3000 square feet or more of wetland is impacted. The wetland replication plan must be prepared by a certified wetland scientist and detail the construction methodology, planting plan and monitoring protocol. For impacts to wetland setbacks and buffers, mitigation measures shall be incorporated to minimize wetland degradation such as, but not limited to, buffer plantings, removal of existing pavement, and increased buffers elsewhere on the site;*
7. *there is Conservation Commission approval;*
8. *the applicant has received all necessary state and federal permits prior to the issuance of the conditional use permit*

7:6.5.2 *An applicant is not entitled to a conditional use permit and the Planning Board may, in its discretion, decline to grant it if the Board determines such a permit is not justified or warranted in accordance with the above criteria. Economic considerations alone are not sufficient reason for granting a conditional use permit.*

7:6.5.3 *This provision is adopted as an innovative land use control pursuant to RSA 674:21 and the Planning Board is vested with sole authority to administer it and to grant the conditional use permits.*

### **Article 3:     Revise Wetlands Definition and Limits to Include Vernal Pools**

To see if the Town will vote to adopt Amendment #2, as proposed by the Planning Board, to amend the Salem Zoning Ordinance as follows:

Revise Section 7:6.2 to read as follows:

7:6.2.1     The Wetland Conservation Ordinance applies to wetlands as defined in Section 1:7 and RSA 482-A:2(X). Wetlands include, but are not limited to, swamps, marshes, bogs, *vernal pools*, and other similar areas. Wetlands shall be delineated on the basis of hydrophytic vegetation, hydric soils, and wetlands hydrology, in accordance with the techniques outlined in the Corps of Engineers, Wetlands Delineation Manual (Technical Report Y-87-1, January 1987) and Field Indicators for Identifying Hydric Soils in New England (Version 3, as amended), New England Interstate Water Pollution Control Commission. *Vernal pools shall be*

*delineated in accordance with the NH Fish and Game Department's Identification and Documentation of Vernal Pools in NH (current version).*

7:6.2.2 The limits of the Wetlands Conservation Ordinance are hereby determined to be (1) wetland areas one half acre or more in size; or (2) wetland areas of any size if contiguous to or containing surface waters (such as lakes, ponds, and streams) or very poorly drained soils; *and vernal pools over 500 square feet in size.*

**Article 4: Adopt Reorganized Wetlands Conservation Ordinance**

To see if the Town will vote to adopt Amendment #3, as proposed by the Planning Board, to amend the Salem Zoning Ordinance as follows:

Adopt revised wording of Wetlands Conservation Ordinance as follows:

Section 309-7:6 Wetlands Conservation Ordinance [adopted 1987 Town Mtg.]

7:6.1 Purpose and Intent (§309-73)

The purpose of this ordinance is to ~~promote and~~ protect the public health, safety, and general welfare, by ~~regulating the development and use of those areas designated as~~ *controlling and guiding the use of land areas which have been found to be* wetlands. ~~pursuant to Section 7:6.2.~~ This ordinance is adopted pursuant to the authority granted by New Hampshire RSA 674:16-17 and RSA 674:20-21. *It is intended that this ordinance shall:* ~~This ordinance is intended to affect the following public policy:~~ [Amended 2007 Town Mtg]

1. Protect residents against the dangers of increased flooding by preventing the destruction of, or significant changes to natural wetlands that provide flood protection. ~~or filtration of water flowing into water bodies.~~
2. Protect potential water supplies and existing aquifers and aquifer recharge areas.
3. Prevent the pollution of surface water and groundwater.
4. Prevent the destruction of, or significant changes to natural wetlands ~~that provide flood protection, or which provide~~ filtration of water flowing into water bodies *or are connected to the ground or surface water supply.*
5. Prevent unnecessary or excessive ~~expenditures of municipal funds expense to the Town for the purpose of~~ in providing and/or maintaining essential services and utilities ~~that~~ which might be required as a result of misuse or abuse of wetlands *and adjacent upland areas.*
6. Lessen damage to structures and properties ~~resulting from~~ *caused by* inappropriate ~~wetland~~ development *adjacent to or in wetlands.*
7. Protect wildlife habitats, ~~and~~ maintain ecological balances, *and enhance ecological values.*

8. Maintain the integrity of wetlands by protecting adjacent vegetated upland areas.
9. Protect unique and unusual natural areas, *including rare or endangered species of flora and fauna.*
10. Promote conservation corridors along all major rivers, streams, and drainage waterways.
11. Encourage those low-intensity uses that can be harmoniously, appropriately, and safely located in *or adjacent to* wetlands.

7:6.2 *Definitions: see Section 1:7*

7:6.3 Wetlands ~~Definition~~ *Delineation* and Limits [Amended 1996, 2006 and 2007 Town Meetings]

7:6.3.1 The Wetland Conservation Ordinance applies to wetlands as defined in Section 1:7 and RSA 482-A:2(X). Wetlands include, but are not limited to, swamps, marshes, bogs, *vernal pools*, and other similar areas. *Wetlands shall be identified and mapped by a Certified Wetland Scientist.*

7:6.3.1.1 Wetlands shall be delineated on the basis of hydrophytic vegetation, hydric soils, and wetlands hydrology, in accordance with the techniques outlined in the Corps of Engineers Wetlands Delineation Manual (Technical Report Y-87-1, January 1987); *the Regional Supplement to the Corps of Engineers Wetland Delineation Manual: Northcentral and Northeast Region* (current version); and the Field Indicators for Identifying Hydric Soils in New England (~~Version 3, as amended~~ current version), published by New England Interstate Water Pollution Control Commission.

7:6.3.1.2 *Prime wetlands shall be delineated using the current NH Method in accordance with the NH Department of Environmental Services (NHDES) wetland delineation standards: The Method for Inventorying and Evaluating Freshwater Wetlands in NH. Town of Salem mapped prime wetlands can be reviewed at the Salem Planning office.*

7:6.3.2 ~~Limits of the Wetlands Conservation Ordinance are hereby determined to be of~~ wetlands covered under this ordinance are:

7:6.3.2.1 Wetland areas one half acre or more in size; or wetland areas of any size if contiguous to or containing surface waters (such as lakes, ponds, and streams) or very poorly drained soils *as defined by the Corps of Engineers, Wetland Delineation Manual and any current regional supplemental manuals.*

7:6.3.3 *The following types of wetlands areas are not subject to jurisdiction of this Ordinance:*

7:6.3.3.1 *a constructed vegetated swale, roadside ditch, or driveway ditch;*

7:6.3.3.2 *a sedimentation, detention, or retention basin;*

7:6.3.3.3 *an excavated agricultural, irrigation, or fire pond.*

7:6.4 Wetlands Incorrectly Delineated [Amended 2006 and 2007 Town Meetings]

In the event that an area has been incorrectly delineated as a wetland, or that an area not so designated was subsequently found to meet the criteria for a wetlands designation, the Planning Board shall determine whether the regulations contained herein have application.

7:6.4.1 When it is believed that an area has been incorrectly ~~designated~~ *delineated* a wetland, the applicant may present to the Planning Board the findings of an independent certified wetland scientist as ~~defined in RSA 310-A:76II-a as chosen~~ *approved* by the *Planning* Board or its agent. The Planning Board shall make their judgment based upon the determination of the independent certified wetland scientist. The applicant shall bear the costs of the certified wetland scientist. *Prime wetland re-delineation will be done using the method in Section - 309-7:6.3.1.2, not the method originally used to map the wetland.*

7:6.4.2 Where an area is not ~~designated~~ *delineated* as a wetland and the Planning Board *or its agent* reasonably believes it to be a wetland, the Planning Board may require the applicant to supply the findings of an independent certified wetland scientist as defined in RSA 310-A:76II-a as ~~chosen~~ *approved* by the Board or its agent. The Planning Board shall make their judgment based upon the determination of the independent certified wetland scientist. The applicant is responsible for bearing the costs of the certified wetland scientist.

7:6.5 *Buffers and Setbacks*

~~7:6.7.1 No septic tank or leach field may be constructed or enlarged closer than 75 feet to any wetland and no building or surface structure shall be constructed within 40 feet of a wetland area.~~

7:6.5.1 An undisturbed natural buffer area of at least 20 feet in width shall be maintained around the entire edge of any wetland, as defined in Section 1:7. ~~Exempted from this requirement are the construction of additions and extensions to buildings which existed prior to the effective date of this section (March 1987) or the development or redevelopment of a lot where the buffer does not already exist as of the effective date of this section.~~ Access through the buffer zone shall be granted to allow activities in furtherance of those wetland uses permitted under Section 7:6.7. Fallen, dead, diseased, unsafe or *NH identified invasive trees and vegetation* may be removed. [Amended 2012 Town Meeting]

~~7:6.7.4~~ Prime Wetlands

~~7:6.7.4.1. An undisturbed natural buffer area of at least 100 feet in width shall be maintained between any designated Prime Wetland, as defined in RSA 482-A:15 and adopted by Town Meeting, and any new development, including but not limited to structures, dwellings, septic systems, and roads. Exempted from this requirement are those uses permitted under Section 7:6.4, those lots separated from the Prime Wetlands by an existing public road and the construction of additions and extensions to buildings which existed prior to the effective date of this section. Nothing herein is intended to prohibit the development or redevelopment of any~~



~~portion of a lot which has already been improved, or developed and regularly maintained as of the effective date of this section. [Adopted 1997 Town Meeting; Amended 2006 Town Meeting]~~

~~7:6.7.4.2. Conditional Use Permits to allow streets, roads, and other access ways and utility easements, such as power lines and pipe lines, within the 100 foot buffer, but no closer than 40 feet to the Prime Wetlands, may be granted by the Planning Board provided the conditions of Section 7:6.5.1 are met. [Amended 1997 Town Meeting;]~~

7:6.5.2 An undisturbed natural buffer area of at least 100 feet in width shall be maintained between any designated Prime Wetland, as defined in RSA 482-A:15 and adopted by Town Meeting, and any new development including, but not limited to structures, dwellings, septic systems, and roads. ~~Exempted from this requirement are those uses permitted under Section 7:6.4, those lots separated from the Prime Wetlands by an existing public road and the construction of additions and extensions to buildings which existed prior to the effective date of this section. Nothing herein is intended to prohibit the development or redevelopment of any portion of a lot which has already been improved, or developed and regularly maintained as of the effective date of this section. [Adopted 1997 Town Meeting; Amended 2006 Town Meeting]~~

7:6.5.3 No building or surface structure shall be constructed within 40 feet of a wetland area.

7:6.5.4 All paved surfaces shall be set back 40 feet from any wetland. Paved surfaces shall include but not be limited to parking lots, fire lanes, and roads. ~~Residential driveways are exempted from this regulation. Also exempted are accesses to a property, such access shall not include parking spaces, and road crossings approved under the Section 7:6.5.1 Conditional Use Permit criteria. [Amended 1989 Town Meeting] (§309-79.C)~~

7:6.5.5 No septic tank or leach field may be constructed or enlarged closer than 75 feet to any wetland.

## 7:6.6 Restrictions

7:6.6.1 Where water and other effluents leave a man-made drainage system, adequate measures including, but not limited to buffer zones and natural treatment swales (*such as rain gardens*), shall be provided to protect the wetland from pollution, erosion, or siltation. *Treatment systems shall be designed according to NHDES and federal regulations. (§309-79.D)*

7:6.6.2 Adequate erosion control, including but not limited to hay bales, silt fences, and temporary rip-rap shall be maintained before, during, and after construction ~~(until site stabilization)~~ to protect undisturbed wetland areas from intrusion and siltation. *After site stabilization, temporary erosion controls shall be removed. [Added 1989 Town Meeting] (§309-79.H)*

## ~~7:6.6 Minimum Lot Sizes [Amended 2007 Town Meeting]~~

7:6.6.3 Total wetland area used to satisfy minimum *lot size* requirements shall not exceed 25% of lot size with the following provisions:[Added 1989 Town Meeting]

7:6.6.3.1 Areas designated as poorly drained may be used to satisfy up to 25% of the minimum lot size required by the underlying zoning district.

7:6.6.3.2 Areas designated as very poorly drained or fresh water marsh may not be used to fulfill any portion of the minimum lot size required by the underlying zoning district. [Amended 1996 Town Meeting]

7:6.7 Permitted *and Prohibited* Uses [Amended 2007 Town Meeting]

7:6.7.1 *Prohibited uses within wetlands* are those that ~~will not~~ require the erection or construction of any structure or building; will ~~not~~ alter the natural surface configuration by the addition of fill or by dredging; and that otherwise are *not* permitted by the Zoning Ordinance.

7:6.7.2 Permitted uses *within wetlands* ~~Such uses may~~ include the following or similar uses: ~~only~~:

7:6.7.2.1 forestry *according to recognized tree harvest practices*, tree farming;

7:6.7.2.2 cultivation and harvesting of crops according to recognized soil conservation practices;

7:6.7.2.3 wildlife refuge;

7:6.7.2.4 parks and recreation uses that are primary uses of the property and that are consistent with the purpose and intent of this ordinance; and

7:6.7.2.5 conservation areas and nature trails.

7:6.8 Exemptions

7:6.8.1. State Statute 674:39 applies.

7:6.8.2. Notwithstanding other provisions of this section, the construction of additions and extensions to one and two-family dwellings shall be permitted within the areas controlled by the Wetlands Conservation Ordinance provided that:

7:6.8.2.1 the dwelling lawfully existed prior to the effective date of this section;

7:6.8.2.2 the proposed construction conforms with all other applicable ordinances and regulations of the Town of Salem; and

7:6.8.2.3 the dwelling continues in its present use.

7:6.8.3 Wetland buffer: ~~Exempted~~ from this requirement are the construction of additions and extensions to buildings which existed prior to the effective date of this section (March 1987) or the development or redevelopment of a lot where the buffer does not already exist as of the effective date of this section.

7:6.8.4 *Prime wetland buffer:* Exempted from this requirement are those uses permitted under Section ~~7:6.4~~ 7:6.7.2, those lots separated from ~~the~~ a prime wetlands by an existing public road, and the construction of additions and extensions to buildings which existed prior to the effective date of this section. Nothing herein is intended to prohibit the development or redevelopment of any portion of a lot which has already been improved, or developed and regularly maintained as of the effective date of this section. [Adopted 1997 Town Meeting; Amended 2006 Town Meeting]

~~7:6.7.3~~ 7:6.8.5 *Setback:* For all wetlands, residential driveways are exempted from this regulation. Also ~~exempted are accesses~~ exempt is access to a property, ~~such access shall not include~~ including parking spaces, and road crossings approved under the Section ~~7:6.5.1~~ 7:6.9.1 Conditional Use Permit criteria. [Amended 1989 Town Meeting] (§309-79.C)

~~7:6.9 Administration and Enforcement (§309-80;)~~

~~Administration and primary enforcement of this ordinance shall be the responsibility of the Planning Board.~~

7:6.9 Conditional Use Permit [Amended 2007 Town Meeting]

7:6.9.1 A conditional use permit may be granted by the Planning Board for streets, roads and other access ways and utility rights-of-way easements, including power lines and pipe lines if essential to the productive use of land not designated as wetland and if so located and constructed as to minimize the detrimental impact of such uses upon the wetlands, and if no alternative route(s) exist which do not cross the wetlands, or have a less detrimental impact on the wetland. Economic considerations alone are not sufficient reason for granting a conditional use permit. For those projects that equal 3000 square feet or more of wetland fill, the Planning Board shall require applicants to provide a minimum gain of 2 square feet of wetland for each square foot of wetland lost. See Section ~~7:6.7.4.2~~ 7:6.9.2 for provisions relating to a prime wetland buffer.

7:6.9.2. Conditional Use Permits to allow streets, roads, and other access ways and utility easements, such as power lines and pipe lines, within the 100 foot *prime wetland* buffer, but no closer than 40 feet to the Prime Wetlands, may be granted by the Planning Board provided the conditions of Section ~~7:6.5.1~~ 7:6.9.1 are met. [Amended 1997 Town Meeting.]

7:6.9.3 Permission for the use of land for other than the permitted uses in Section ~~7:6.4~~ 7:6.7 and those uses listed in Section ~~7:6.5.1~~ 7:6.9.1 may be granted by a conditional use permit provided the Planning Board shall find that all other restrictions of this ordinance are met, and that:

1. land is reasonably adapted to the use;
2. there is no diminution of surrounding property values;
3. there is no impairment of soil conditions on abutting lots;
4. the proposed use is allowed in the underlying zoning district;

5. the applicant has received all necessary state and federal permits prior to the issuance of the conditional use permit;
6. the applicant provides the Planning Board and Conservation Commission findings of an independent certified wetland scientist chosen by the Planning Board or its agent at his own expense;
7. the applicant follows the direction of the Planning Board and Conservation Commission in providing for a minimum gain of 2 square feet of wetland for each square foot of wetland lost, except for Prime Wetlands where a gain of 5 square feet of wetland shall be provided for each square foot of wetland lost;
8. there is Conservation Commission approval.

7:6.10 Special Provisions [Amended 2007 Town Meeting]

7:6.10.1 The Town of Salem, as a governmental body, shall not be exempt from this ordinance nor the rules and regulations found therein.

7:6.10.2 Any property *containing wetlands* on which a conservation easement has been obtained shall be maintained in perpetuity as open space. Activities conducted thereon shall be limited to those specifically allowed for in Section ~~7:6.4~~ 7:6.7. Conservation easement boundaries shall be marked by the easement grantor with granite monuments or by other durable means approved by the Planning Board.

7:6.8.3 Granting variances to this Wetlands Conservation Ordinance shall be considered contrary to its spirit and intent.)

**Article 5: Change Setbacks for Sheds in Rural District to Match Residential District**

To see if the Town will vote to adopt Amendment #4, as proposed by the Planning Board, to amend the Salem Zoning Ordinance as follows:

Revise Section 309-2:2.1.3 as follows:

Residential *and Rural* Districts:

3. Utility shed (up to 100 sf, 7' high) - 1 foot of the rear or side lot lines;
4. Utility shed (up to 200 sf, 10' high) - 10 feet of the rear lot line.

*Continue warrant on next page*

## BOND ARTICLES

### **Article 6: Bridge Reconstruction Bond Issue** **\$1,189,909**

To see if the Town will vote to raise and appropriate the sum of One Million One Hundred Eighty-Nine Thousand Nine Hundred Nine Dollars (\$1,189,909) for the replacement of bridges at Bluff Street over Hittytity Brook and Providence Hill Road over Providence Hill Brook and to cover the costs associated with obtaining a bond issue, and to authorize the issuance of not more than \$1,189,909 of bonds or notes for such purposes in accordance with the provisions of the Municipal Finance Act (RSA 33); and to authorize the Board of Selectmen to issue and negotiate such bonds or notes and determine the rate of interest thereon, and to authorize the Board of Selectmen to accept any and all State Aid or other revenue source that may become available and take any and all action necessary to carry out any vote hereunder or take any other action relative thereto, including acquiring or conveying interests in real property necessary to complete this work. Requires a 3/5 ballot vote.

Recommendations: Board of Selectmen: With

Budget Committee: With

*Background: This project will involve the reconstruction of two bridges. The first location, Providence Hill Road, crosses over Providence Hill Brook. This bridge was built in 1969 and was added to the NHDOT "red list" in 2004. The second location, Bluff Street Bridge, crosses over Hittytity Brook. This bridge was built in 1965 and was added to the NHDOT "red list" in 2009. Design has been completed on both replacement structures. Construction will serve to upgrade both structures to current standards. Estimated First Year Bond Payment for a ten-year term is \$142,789.*

Originator: Board of Selectmen

Funding Source: Property Tax

Water Rate

Sewer Rate

Rate Impacts: \$0.00

\$0.00

\$0.00

### **Article 7: 2013 Road Construction and Engineering Program** **\$5,336,899**

To see if the Town will vote to raise and appropriate the sum of Five Million Three Hundred Thirty-Six Thousand Eight Hundred Ninety-Nine Dollars (\$5,336,899) (gross appropriation) for the improvement, reconstruction, maintenance, and engineering of roads and associated water improvements as outlined in the 10-Year Road Program and further authorize the Board of Selectmen to issue not more than Six Hundred Ninety-Two Thousand Eight Hundred Ninety-Nine Dollars (\$692,899) of that amount as bonds or notes for the portion of water main improvements beneath the effected roads, in accordance with the provisions of the Municipal Finance Act (RSA 33); and to authorize the Board of Selectmen to issue and negotiate such bonds or notes and determine the rate of interest thereon; and further to add the sum of Four Million Six Hundred Fifteen Thousand Dollars (\$4,615,000) of that amount to the Roadway Capital Reserve Fund Previously established in 1990 for the purpose of repair and/or reconstruction of existing roads and associated drainage improvements, and engineering, with the remaining balance of Twenty-Nine Thousand Dollars (\$29,000) of that amount to come from the Demand and Benefit Assessment Reserve Revenues intended for this purpose, and further to authorize the Board of Selectmen to accept any and all state aid or other revenue source that may become available for this work and to take any other action relative thereto including acquiring or conveying interest in real property necessary to complete this work. Requires a 3/5th ballot vote.

Recommendations: Board of Selectmen: With

Budget Committee: With

*Background: Within the context of the 10 Year Road Program, capital road rehabilitation and reconstruction continues towards a goal of improving overall road conditions within the Town. Road Program priorities are generally guided by road condition and PCI (pavement condition index) ratings, traffic volumes, and opportunities to coordinate road construction with other projects. A majority of the funds are dedicated to construction, with a portion of the funds being allocated to engineering design of other main roads. This overall approach enables the Town to execute a well coordinated construction project, and at the same time, prepare/maintain a healthy back log of design projects that will be ready for reconstruction in subsequent years. Reconstruction efforts will focus on: Pond Street and Sand Hill Road, Stiles Road, Water Main upgrades and improvements will occur on Pond Street between Lawrence Road and Copper Beach Road, on Sand Hill Road, and on Stiles Road. Engineering design will concentrate on plans for the future reconstruction of Main Street (Rte 97) between Pleasant Street and South Policy Street, and small segments of South Policy and North. Policy Streets. Road maintenance efforts will focus on Bluff Street, Millville Street, Tyler Street, and Mall Road. Road maintenance treatments in the form of mill/overlay, overlay, and crack sealing will continue to be implemented as outlined in the 10 Year Road Program. A proper maintenance program will extend the functional life of sound road pavement, thereby deferring more expensive reconstruction efforts, and enabling road funds to be more extensively allocated across the broader road system. Estimated First Year Bond Payment for a ten year term is \$83,148.*

<i>Originator:</i>	<i>Board of Selectmen</i>		
<i>Funding Source:</i>	<i>Property Tax</i>	<i>Water Rate</i>	<i>Sewer Rate</i>
<i>Rate Impacts:</i>	<i>\$1.20</i>	<i>\$0.00</i>	<i>\$0.00</i>

## **OTHER ARTICLES**

### **Article 8: 2013 Operating Budget \$37,482,302**

Shall the Town vote to raise and appropriate as an operating budget, not including appropriations by special warrant articles and other appropriations voted separately, the amounts set forth on the budget posted with the warrant or as amended by the vote of the first session, for the purposes set forth therein, totaling \$37,482,302? Should this article be defeated, the default budget shall be \$36,916,113 which is the same as last year, with certain adjustments required by previous action of the town, or by law; or the Board of Selectmen may hold one special meeting in accordance with RSA 40:13, X and XVI to take up the issue of a revised budget only.

Recommendations: Board of Selectmen: With Budget Committee: With

*Background: This article provides funding for the recurring annual operating costs of providing a broad range of public services to the community. Please review the financial report (column eight, page two of proposed budget) and recommendations of the Budget Committee at the beginning of this warrant for a more detailed listing of those services. The operating budget is a "bottom line budget" by law in New Hampshire. Therefore, the final vote taken on this article will be based on the aggregate appropriation.*

<i>Originator:</i>	<i>Board of Selectmen</i>		
<i>Funding Source:</i>	<i>Property Tax</i>	<i>Water Rate</i>	<i>Sewer Rate</i>
<i>Rate Impacts:</i>	<i>\$5.64</i>	<i>\$3.45</i>	<i>\$3.25</i>

**Article 9: Winter Weather Operations \$250,000**

To see if the Town will vote to raise and appropriate the sum of Two Hundred Fifty Thousand Dollars (\$250,000) to be placed in the Snow Expendable Trust Fund previously established in 1998 for the purpose of managing winter weather, including but not limited to plowing and removing snow, sanding and chemically treating streets, and otherwise responding to hazardous road conditions related to winter weather.

Recommendations: Board of Selectmen: With Budget Committee: With

*Background: This article funds the total anticipated cost of winter weather operations for the calendar year 2013. The 2012 appropriation was \$500,000 with actual expenditures to date for 2012 of \$428,386. The difference of \$71,614 will remain in the Snow Expendable Trust Fund. The balance in the Snow Expendable Trust Fund is anticipated to be \$475,816. There is a \$500,000 appropriation in the 2013 Operating Budget. The intent would be to exhaust these funds first before withdrawing this sum of money from the Snow Expendable Trust Fund.*

<i>Originator:</i>	<i>Board of Selectmen</i>		
<i>Funding Source:</i>	<i>Property Tax</i>	<i>Water Rate</i>	<i>Sewer Rate</i>
<i>Rate Impacts:</i>	<i>\$0.07</i>	<i>\$0.00</i>	<i>\$0.00</i>

**Article 10: Bridge Engineering Design - Shannon Road \$125,000**

To see if the Town will vote to raise and appropriate the sum of One Hundred Twenty-Five Thousand Dollars (\$125,000) for the purpose of engineering design, cost estimates, and bid documents, obtaining permits and easements as may be required, for the reconstruction of a bridge located on Shannon Road and further to authorize the use of \$125,000 from the December 31, 2012 General Fund Unassigned Fund Balance. No funds shall be raised by additional taxation.

This design is eligible for 80% reimbursement from the State of New Hampshire Bridge Aid Program.

Recommendations: Board of Selectmen: With Budget Committee: With

*Background: This project will involve the design of a replacement bridge at Shannon Road over Providence Hill Brook. Shannon Road bridge was built in 1971 and has been added to the NHDOT Red List after the most recent state inspection report. The bridge is currently posted with a weight limit of 10 tons. This design effort is an attempt to take corrective action before ongoing structural deterioration further hinders the traveling public and town operations. The design work will also address any functional or hydraulic deficiencies that may need to be evaluated. The bridge is classified by the HDOT as a Municipally Managed Bridge.*

<i>Originator:</i>	<i>Board of Selectmen</i>
<i>Funding Source:</i>	<i>Use of Fund Balance</i>

**Article 11: Purchase an Ambulance****\$250,000**

To see if the Town will vote to raise and appropriate the sum of Two Hundred Fifty Thousand Dollars (\$250,000) for the purpose of purchasing an ambulance for the Fire Department.

Recommendations: Board of Selectmen: With

Budget Committee: With

*Background: This is part of Salem Fire Department's vehicle replacement schedule. This Ambulance replaces a 2005 International Horton. The requested amount includes funds for a Navistar Horton Medium-duty, Type 1 Ambulance with a new stretcher, stair chair, lettering, emergency lighting, radio and Knox Box installation. Current mileage exceeds 100,000 and the condition is fair.*

Originator: Board of Selectmen

Funding Source: Property Tax

Water Rate

Sewer Rate

Rate Impacts: \$0.07

\$0.00

\$0.00

**Article 12: Purchase Two Six Wheel Dump Trucks and 4x4 Pickup Truck****\$354,708**

To see if the Town will vote to raise and appropriate the sum of Three Hundred Fifty-Four Thousand Seven Hundred Eight Dollars (\$354,708) for the purpose of purchasing two six wheel dump trucks and a 4x4 pickup truck.

The Town of Salem will receive 80% reimbursement from the State of New Hampshire for the Two Six Wheel Dump Trucks.

Recommendations: Board of Selectmen: With

Budget Committee: With

*Background: The new 4x4 pickup truck will replace P7- Ford F350 4x4 Utility with 110,497 miles. The two new Dump Trucks will replace existing trucks with 2,948 and 2,712 hours. The town will be reimbursed 80% of the total costs of the two Dump Trucks from the State of New Hampshire. The total cost is \$311,592 with offsetting revenue of \$249,274.*

Originator: Board of Selectmen

Funding Source: Property Tax

Water Rate

Sewer Rate

Rate Impacts: \$0.03

\$0.00

\$0.00

**Article 13: Fund Outside Human Service Agencies****\$0**

To see if the Town will vote to raise and appropriate the sum of Fifty-Eight Thousand One Hundred Fifty-Three Dollars (\$58,153) for the purpose of funding the following Outside Human Service Agencies: Rockingham Nutrition, Meals on Wheels (\$11,653), Retired Senior Volunteer Program (\$4,000), A Safe Place (\$2,000), Big Brother/Big Sisters (\$2,500), Bridges (\$1,000), Community Health Services (\$18,000), Salem Family Resources (\$4,000), and Greater Salem Caregivers (\$15,000). The money that had been previously appropriated for this article is now included in the Operating Budget, and therefore this article is listed as a zero value.

Recommendations: Board of Selectmen: With

Budget Committee: With

*Background: The Town has funded these organizations as part of the operating budget in the past. For 2013, the Board of Selectmen has opted to allow the voters to independently decide to*



*fund these agencies in a warrant article.*

<i>Originator:</i>	<i>Board of Selectmen</i>		
<i>Funding Source:</i>	<i>Property Tax</i>	<i>Water Rate</i>	<i>Sewer Rate</i>
<i>Rate Impacts:</i>	<i>\$0.00</i>	<i>\$0.00</i>	<i>\$0.00</i>

**Article 14: Sale of Town Property - Mary Foss School \$0**

To see if the Town will authorize the Board of Selectmen to sell property located at 287 Lawrence Road, known as part of Map 151, Lot 142, on such terms and conditions as the Board of Selectmen determine are in the best interest of the Town. All funds raised by the sale of the Mary Foss School shall be used to reduce the tax rate by applying the funds against the approved bottom line.

Recommendations: Board of Selectmen: With Budget Committee: N/A

*Background: The Board of Selectmen is requesting authorization to sell this property.*

<i>Originator:</i>	<i>Board of Selectmen</i>		
<i>Funding Source:</i>	<i>Property Tax</i>	<i>Water Rate</i>	<i>Sewer Rate</i>
<i>Rate Impacts:</i>	<i>\$0.00</i>	<i>\$0.00</i>	<i>\$0.00</i>

**Article 15: Sale of Town Property Located on Keewaydin Drive \$0**

To see if the Town will authorize the Board of Selectmen to sell property located on Keewaydin Drive, known as part of Map 106, Lot 7875, on such terms and conditions as the Board of Selectmen determine are in the best interest of the Town.

Recommendations: Board of Selectmen: With Budget Committee: N/A

*Background: The Board of Selectmen is seeking authority to sell this town owned piece of property if an opportunity presents itself in 2013. The land is landlocked and may only have value to abutters.*

<i>Originator:</i>	<i>Board of Selectmen</i>		
<i>Funding Source:</i>	<i>Property Tax</i>	<i>Water Rate</i>	<i>Sewer Rate</i>
<i>Rate Impacts:</i>	<i>\$0.00</i>	<i>\$0.00</i>	<i>\$0.00</i>

**Article 16: Kelley Library Employment Separation Trust Fund \$27,000**

BY PETITION: To see if the Town will vote to raise and appropriate the sum of Twenty-Seven Thousand Dollars (\$27,000) be placed in the Kelley Library Employment Separation Benefits Expendable Trust Fund previously established for the purpose of funding the buy-out of library employee benefits upon employee separation of employment.

Recommendations: Board of Selectmen: With Budget Committee: With

*Background: At the request of the Kelley Library Trustees, an expendable trust fund was created at the 2006 Town Meeting to fund the payment of accrued vacation and sick leave owed to library employees who retire or resign. This fund mirrors the Town's employee separation trust fund. The figure being requested is the amount needed, in addition to what is in the fund, to pay*

employees who plan to retire in 2013. The 3 year average is \$4,389 & the 5 year average is \$19,808. The balance in the fund is \$17,706.

<i>Originator:</i>	<i>Kelley Library Trustees</i>		
<i>Funding Source:</i>	<i>Property Tax</i>	<i>Water Rate</i>	<i>Sewer Rate</i>
<i>Rate Impacts:</i>	<i>\$0.01</i>	<i>\$0.00</i>	<i>\$0.00</i>

**Article 17      The Upper Room, A Family Resource Center      \$10,000**

BY PETITION: To see if the Town will raise and appropriate the sum of Ten Thousand Dollars (\$10,000) for the purpose of supporting prevention and early intervention programs and services that strengthen children and families through The Upper Room, A Family Resource Center.

Recommendations:    Board of Selectmen: Without      Budget Committee: With

*Background: The Upper Room, a Family Resource Center is seeking funding of \$10,000 for 2013.*

<i>Originator:</i>	<i>Petitioner</i>		
<i>Funding Source:</i>	<i>Property Tax</i>	<i>Water Rate</i>	<i>Sewer Rate</i>
<i>Rate Impacts:</i>	<i>&lt;\$0.01</i>	<i>\$0.00</i>	<i>\$0.00</i>

**Article 18:      Local Chapter of Family Promise      \$5,000**

BY PETITION: To see if the Town will raise and appropriate the sum of Five Thousand Dollars (\$5,000) for the purpose of supporting Family Promise of Greater Rockingham County, the local chapter of the national non-profit that provides transitional housing and professional social worker guidance for multiple families with children throughout the year. The NH success rate is 77% for getting families into long term housing within 90 days. Contributing to Family Promise is cost effective. Salem Town Human Services usual option of placing a single homeless family in one motel room costs \$5,000 every 15 weeks.

Recommendations:    Board of Selectmen: Without      Budget Committee: With

*Background: The Local Chapter of Family Promise is seeking funding of \$5,000 for 2013.*

<i>Originator:</i>	<i>Petitioner</i>		
<i>Funding Source:</i>	<i>Property Tax</i>	<i>Water Rate</i>	<i>Sewer Rate</i>
<i>Rate Impacts:</i>	<i>&lt;\$0.01</i>	<i>\$0.00</i>	<i>\$0.00</i>

**Article 19:      Local Chapter of Family Promise      \$0**

BY PETITION: To see if the Town will raise and appropriate the sum of Five Thousand Dollars (\$5,000) for the purpose of contributing toward the 2013 budget for the local chapter of Family Promise, which provides transitional housing for homeless families with children while addressing the issues that made them homeless.

Recommendations:    Board of Selectmen: Without      Budget Committee: Without

*Background: The Local Chapter of Family Promise is seeking funding of \$5,000 for 2013.*

<i>Originator:</i>	<i>Petitioner</i>		
<i>Funding Source:</i>	<i>Property Tax</i>	<i>Water Rate</i>	<i>Sewer Rate</i>
<i>Rate Impacts:</i>	<i>&lt;\$0.00</i>	<i>\$0.00</i>	<i>\$0.00</i>

**Article 20: Salem Youth Softball \$4,500**

BY PETITION: To see if the Town will vote to raise and appropriate the sum of Four Thousand Five Hundred Dollars (\$4,500) for the purpose of purchasing equipment and materials that allows the Salem, NH Softball Program to repair and maintain town and/or school owned fields for the safety of the children that use them.

Recommendations: Board of Selectmen: Without Budget Committee: With

*Background: Salem Youth Softball is seeking funding of \$4,500 for 2013.*

<i>Originator:</i>	<i>Petitioner</i>		
<i>Funding Source:</i>	<i>Property Tax</i>	<i>Water Rate</i>	<i>Sewer Rate</i>
<i>Rate Impacts:</i>	<i>&lt;\$0.01</i>	<i>\$0.00</i>	<i>\$0.00</i>

**Article 21: Boys and Girls Club \$10,000**

BY PETITION: To see if the Town will raise and appropriate the sum of Ten Thousand Dollars (\$10,000) for the purpose of helping the Boys and Girls Club of Greater Salem fund our new initiative that will prepare at risk youth as identified by the Salem School District and the Division for Juvenile Justice to enter the work force.

Recommendations: Board of Selectmen: Without Budget Committee: With

*Background: The Boys and Girls Club is seeking funding of \$10,000 for 2013.*

<i>Originator:</i>	<i>Petitioner</i>		
<i>Funding Source:</i>	<i>Property Tax</i>	<i>Water Rate</i>	<i>Sewer Rate</i>
<i>Rate Impacts:</i>	<i>&lt;\$0.01</i>	<i>\$0.00</i>	<i>\$0.00</i>

**Article 22: Reconstruction of Field and Lyndale Avenues \$175,000**

BY PETITION: To see if the Town will raise and appropriate the sum of One Hundred Seventy-Five Thousand Dollars (\$175,000) for the purpose of installing drainage on Field Avenue near #9 in order to eliminate the flooding of the roadway and paving Field Avenue and Lyndale Avenue for their entire length.

Recommendations: Board of Selectmen: Without Budget Committee: With

*Background: The petitioner is seeking funding of \$175,000 to reconstruct and pave Field and Lyndale Avenues.*

<i>Originator:</i>	<i>Petitioner</i>		
<i>Funding Source:</i>	<i>Property Tax</i>	<i>Water Rate</i>	<i>Sewer Rate</i>
<i>Rate Impacts:</i>	<i>\$0.05</i>	<i>\$0.00</i>	<i>\$0.00</i>

***THIS PAGE INTENTIONALLY LEFT BLANK***

## **NOTICE**

If you own real estate lots that were involuntarily merged by municipal action, you may be able to have those lots restored to their pre-merger status.

Your property may qualify if two or more lots were merged for zoning, assessing, or taxation purposes and the merger occurred;

- During your ownership, without your consent; or
- Prior to your ownership, if no previous owner consented to the merger.

To restore your property to pre-merger status, you must;

- Make a request to the local governing body
- No later than December 31, 2016.

Once restored:

- Your properties will once again become separate lots; however, they must still conform to applicable land use ordinances. Restoration does not cure non-conformity.

*This notice must be:*

- *Posted continuously in a public place from January 1, 2012 until December 31, 2016, and*
- *Published in the 2011 through 2015 Annual Report.*

*References should be made to the full statute at:*

*RSA 674:39-aa Restoration of Involuntarily Merged Lots.*

# PLANNING AND ZONING

## CHAPTER 674 LOCAL LAND USE PLANNING AND REGULATORY POWERS

### Regulation of Subdivision of Land

#### Section 674:39-aa

##### **674:39-aa Restoration of Involuntarily Merged Lots. –**

I. In this section:

(a) "Involuntary merger" and "involuntarily merged" mean lots merged by municipal action for zoning, assessing, or taxation purposes without the consent of the owner.

(b) "Owner" means the person or entity that holds legal title to the lots in question, even if such person or entity did not hold legal title at the time of the involuntary merger.

(c) "Voluntary merger" and "voluntarily merged" mean a merger under RSA 674:39-a, or any overt action or conduct that indicates an owner regarded said lots as merged such as, but not limited to, abandoning a lot line.

II. Lots or parcels that were involuntarily merged prior to September 18, 2010 by a city, town, county, village district, or any other municipality, shall at the request of the owner, be restored to their premerger status and all zoning and tax maps shall be updated to identify the premerger boundaries of said lots or parcels as recorded at the appropriate registry of deeds, provided:

(a) The request is submitted to the governing body prior to December 31, 2016.

(b) No owner in the chain of title voluntarily merged his or her lots. If any owner in the chain of title voluntarily merged his or her lots, then all subsequent owners shall be estopped from requesting restoration. The municipality shall have the burden of proof to show that any previous owner voluntarily merged his or her lots.

III. All decisions of the governing body may be appealed in accordance with the provisions of RSA 676.

IV. Any municipality may adopt local ordinances, including ordinances enacted prior to the effective date of this section, to restore previously merged properties that are less restrictive than the provisions in paragraph I and II.

V. The restoration of the lots to their premerger status shall not be deemed to cure any non-conformity with existing local land use ordinances.

VI. Municipalities shall post a notice informing residents that any involuntarily merged lots may be restored to premerger status upon the owner's request. Such notice shall be posted in a public place no later than January 1, 2012 and shall remain posted through December 31, 2016. Each municipality shall also publish the same or similar notice in its 2011 through 2015 annual reports.

**Source.** 2011, 206:4, eff. July 24, 2011.



# Holidays, Meeting Schedule and Office Hours

## 2013 TOWN HALL HOLIDAY SCHEDULE

HOLIDAY	DATE
New Year's Day	Tuesday, January 1, 2013
Civil Rights Day	Monday, January 21, 2013
President's Day	Monday, February 21, 2013
Memorial Day	Monday, May 27, 2013
Independence Day	Thursday, July 4, 2013
Labor Day	Monday, September 2, 2013
Columbus Day	Monday, October 14, 2013
Veterans' Day	Monday, November 11, 2013
Thanksgiving Day	Thursday, November 28, 2013
Day After Thanksgiving	Friday, November 29, 2013
Christmas Day	Wednesday, December 25, 2013

## BOARDS, COMMITTEES & COMMISSIONS MEETING SCHEDULES

BOARD/COMMITTEE/COMMISSION	MEETING SCHEDULE	TIME	LOCATION
Board of Selectmen	1 <sup>st</sup> , 2 <sup>nd</sup> , and 4 <sup>th</sup> Mondays	7:00 pm	Town Hall
Budget Committee	2 <sup>nd</sup> and 4 <sup>th</sup> Wednesday	7:00 pm	Town Hall
Conservation Commission	1 <sup>st</sup> Wednesday	7:00 pm	Town Hall
Council on Aging	3 <sup>rd</sup> Friday	9:30am	Senior Center
Housing Authority	2 <sup>nd</sup> Tuesday	5:00 pm	Housing Authority
Planning Board	2 <sup>nd</sup> and 4 <sup>th</sup> Tuesday	7:00 pm	Town Hall
Recreation Advisory Committee	1 <sup>st</sup> Wednesday	7:00 pm	Town Hall
Zoning Board of Adjustment	1 <sup>st</sup> Tuesday	7:00 pm	Town Hall

## TOWN DEPARTMENTS OFFICE HOURS

TOWN OFFICE	HOURS
Assessing Office	Monday – Friday 8:30 am–5:00 pm
Community Development Department	Monday – Friday 8:30 am–5:00 pm
Building/Zoning	Monday – Friday 8:30 am–5:00 pm
Building/Electrical Permitting	Monday– Friday 8:30-9:30 am, 4:00 pm–5:00 pm
Building/Electrical Inspection	Monday – Friday By Appointment
Plumbing/Gas Permitting/Inspection	Monday & Wednesday: Permitting - 8:30 – 9:30 & 4:00 – 5:00 Inspections 9:30 – 4:00 Friday: Permitting - 8:30 – 9:30 Inspections - 9:30 – 12:00
Engineering Department	Monday – Friday 8:30 am–5:00 pm
Health Officer	Monday–Friday 8:30-9:30 am, 4:00 pm–5:00 pm or by Appointment
Finance Department	Monday – Friday 8:30 am–5:00 pm
Human Resources Department	Monday – Friday 8:30 am–5:00 pm
Human Services Department	Monday – Friday 8:30am–3:30 pm or by Appointment
Planning Division	Monday – Friday 8:30 am-5:00 pm
Public Works/Highway Department	Monday – Friday 7:00 am–3:30 pm
Public Works/Transfer Station	Tuesday, Thursday Friday, Saturday 7:00 am–2:45 pm Saturday 7:00 am–2:45 pm – Closed Sunday/Monday
Recreation Department	Monday – Friday 8:30 am–5:00 pm
Senior Center	Monday – Thursday – 8:30 am-4:30 pm Friday – 8:30 am–3:30 pm
Tax Collector's Office	Monday – Friday 8:30 am–5:00 pm
Town Clerk's Office	Monday – Friday 8:30 am–5:00 pm
Town Manager's Office	Monday – Friday 8:30 am–5:00 pm

## REFERENCE

---

[www.townofsalemnh.org](http://www.townofsalemnh.org)

Town Hall  
33 Geremonty Drive  
Salem, NH 03079

Fire Department (Emergency Only) .....	911
Police Department (Emergency Only) .....	911
Crime Line .....	893-6600
Emergency Management Center .....	890-2210

### DEPARTMENT NUMBERS:

General Information .....	890-2000
Town Manager/Board of Selectmen .....	890-2120
Assessing Department .....	890-2010
Animal Control .....	890-2390
Building Department (Permits & Inspections) .....	890-2020
Community Development .....	890-2007
Engineering Department .....	890-2033
Finance Department .....	890-2040
Fire Department (Non-Emergency) .....	890-2200
Health Department (Permits & Inspections) .....	890-2050
Human Resources Department (Personnel) .....	890-2070
Human Services Department (Public Assistance) .....	890-2130
Planning Department .....	890-2080
Police Department (Non-Emergency) .....	893-1911
Public Works Department (Highway) .....	890-2150
Transfer Station (Solid Waste and Recycling) .....	890-2164
Water Treatment Plant .....	890-2171
Cemeteries & Parks .....	890-2180
Purchasing Department .....	890-2090
Recreation Department .....	890-2140
Senior Citizens Center (Senior Services) .....	890-2190
Tax Collection .....	890-2100
Town Clerk .....	890-2110

### OTHER IMPORTANT NUMBERS:

Salem District Court .....	893-4483
Salem Housing Authority .....	893-6417
Salem Kelley Library .....	898-7064
Salem Historic Museum .....	890-2280
NH Division of State Welfare .....	883-7726
NH Division of Motor Vehicles .....	227-4030
NH Division of Licensing .....	227-4020







The beginning of the playground construction



Opening Day celebration - July 19, 1992



Refurbishment of the playground surfacing material - 2011



Playground construction is nearing an end



The Field of Dreams Sign - picture taken 2011



A Field of Dreams concert - 2012



Putting the finishing touches on the playground



Opening Day ceremonies on stage



Ceremonial ribbon cutting with the Chamber of Commerce - July 19, 2012