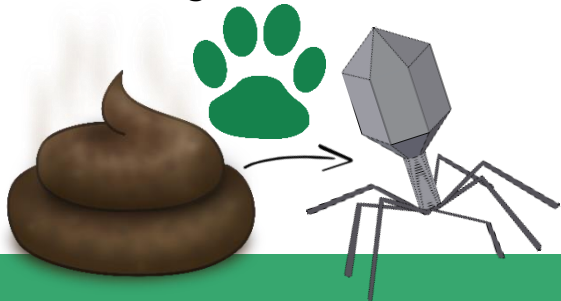



LOCAL REGULATIONS LICENSING

All dogs 4 months or older must be licensed in NH. You will need to bring in proof of a rabies inoculation and proof of spaying or neutering if the dog is altered. The cost to license a dog is \$9.00 for a male or female, \$6.50 for a spayed or neutered dog, and \$2.00 for the first dog belonging to a senior citizen over 65 years of age. If a puppy is too young to be altered, then the \$6.50 fee will apply for the first dog license.



IMPACT OF PET WASTE PUBLIC HEALTH & ENVIRONMENT

Pet waste contributes to unsafe levels of pathogens in our waterbodies. High fecal pathogen levels indicate a higher risk of potential illness from contact with the water. Pet waste also contains nutrients that can cause excess algae growth.



TOWN OF SALEM RESOURCES

ADDITIONAL INFORMATION

<http://www.townofsalemn timer.org/animal-control>

http://www.townofsalemn timer.org/sites/salemn timer/files/file/state_local_regulations_0.pdf



Brochure design by L. Bizzari, FBE
Additional information from NHDES
Scoop the Poop resources
Photo credits: FBE, OpenClipArt

TIPS FOR RESPONSIBLE DOG OWNERSHIP






PROTECT OUR PONDS





PET WASTE PROBLEM

WHAT'S THE BIG DEAL?

-  Pet waste left on the lawn, street, or beach is carried by rain or snow runoff directly into nearby waterbodies or storm drains (which drain to waterbodies without treatment).
-  Untreated animal fecal matter can become a source of harmful pathogens and nutrients in water.
-  Others may step in it!



FAST FACTS

-  A single gram of dog feces contains 23 million fecal coliform bacteria¹.
-  Pet waste carries disease-causing organisms such as Giardia and Salmonella². Infections can cause symptoms such as diarrhea, nausea, and stomach cramps.

¹van der Wel (1999); ²Pitt (1998)



WHAT TO DO


QUICK TIPS

BRING IT! Always bring a plastic bag when you walk your dog. Bread bags or newspaper bags work great!



BAG IT! Use the bag as a glove to pick up the pet waste. Scoop up the waste and turn the bag inside out around waste.

DISPOSE IT! Properly dispose of the waste by placing it in a trash can, flushing it unbagged down the toilet, or burying it. To bury waste, place in a hole at least 5" deep and away from any veggie gardens.



ATTENTION!



NEVER PUT PET WASTE INTO A STORM DRAIN

Did you know that storm drains flow directly to nearby streams, rivers, or lakes without any treatment? This means that dog waste and other pollutants left in the yard, on the street, or placed in storm drains, go straight into our waterbodies when rain falls. Properly disposing of pet waste protects our ponds so that we may enjoy swimming, boating, and other activities in clean water.



Water from storm drains empties directly to waterbodies through outfall pipes, such as the one pictured above.