

# Charter Commission Follow Up Survey

Tuesday, July 19, 2022

Powered by  SurveyMonkey

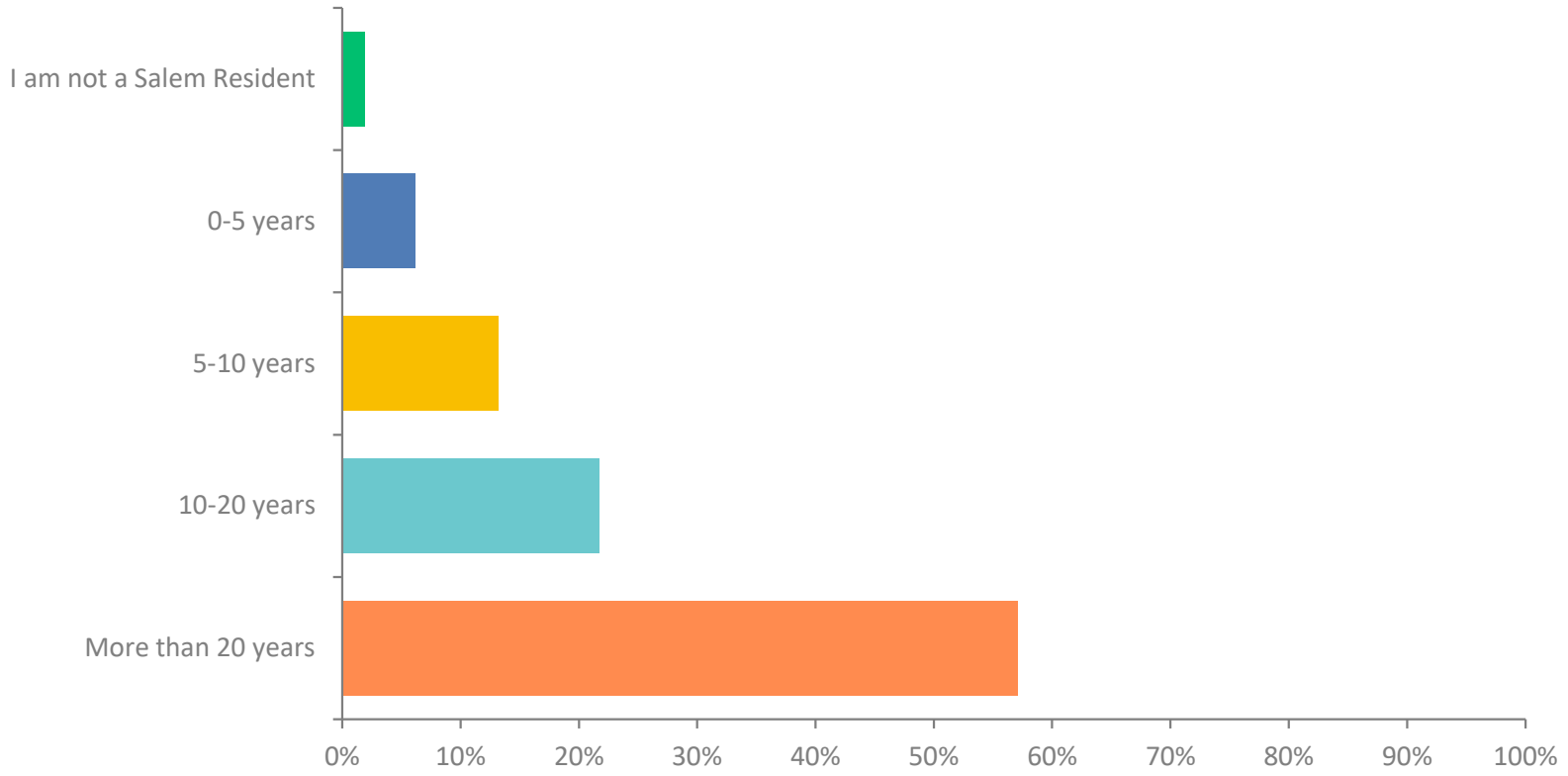
## Summary

---

- There were 212 responses
- Completion rate was 83%
- Average time 3:48
- Most responses came in on 7/14 and 7/17

# Q1: How long have you been a Salem resident?

Answered: 212 Skipped: 0



# Q1: How long have you been a Salem resident?

Answered: 212 Skipped: 0

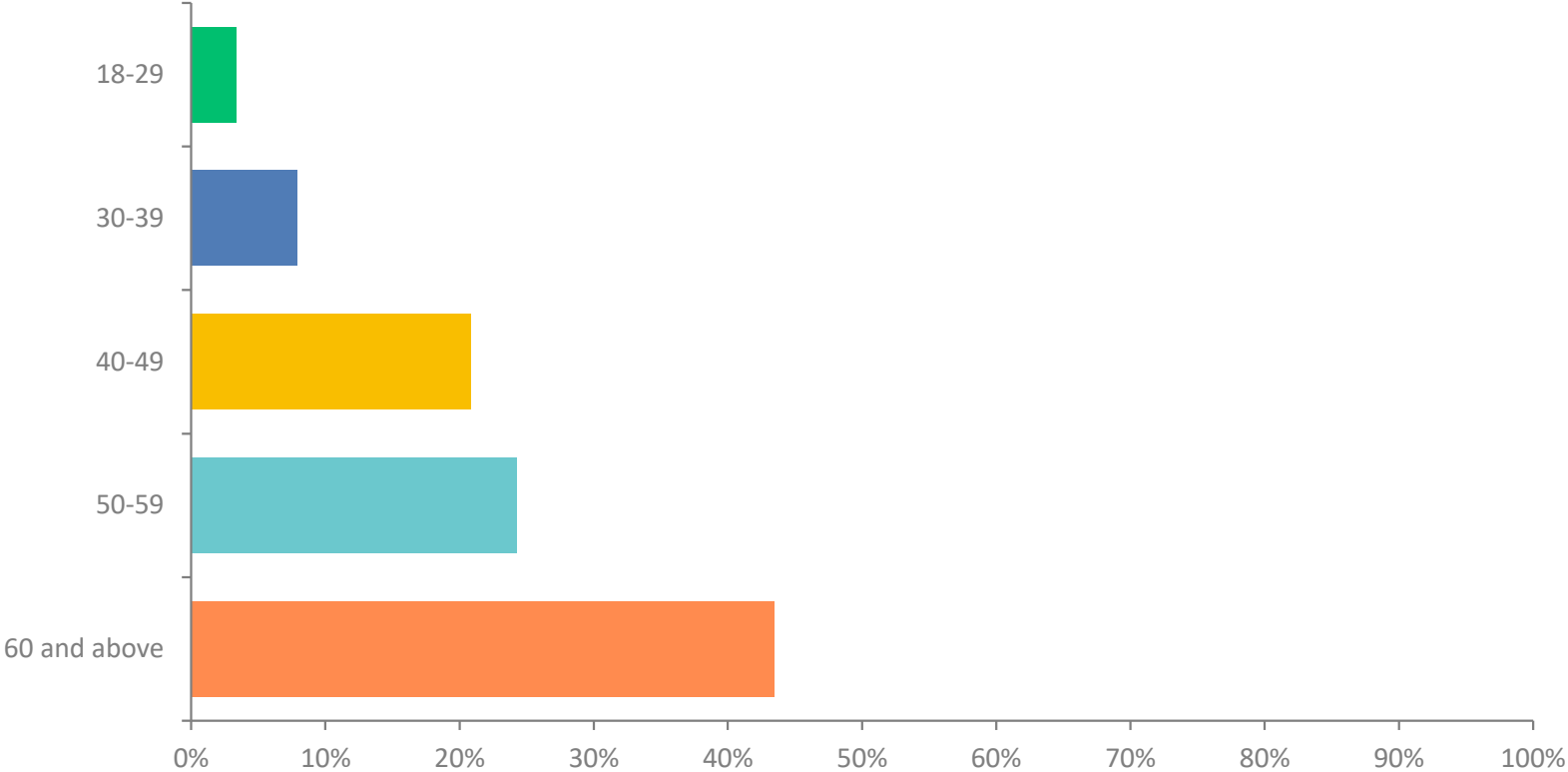
ANSWER CHOICES	RESPONSES	
I am not a Salem Resident	1.89%	4
0-5 years	6.13%	13
5-10 years	13.21%	28
10-20 years	21.70%	46
More than 20 years	57.08%	121
TOTAL		212

## Notes on Question 1

- 4 Responses for “not a Salem resident”
- Those respondents were not permitted to complete the survey
- Far fewer than before, and a small enough number that I do question its validity.

# Q2: What is you age bracket?

Answered: 177 Skipped: 35



## Q2: What is your age bracket?

Answered: 177 Skipped: 35

ANSWER CHOICES	RESPONSES	
18-29	3.39%	6
30-39	7.91%	14
40-49	20.90%	37
50-59	24.29%	43
60 and above	43.50%	77
TOTAL		177

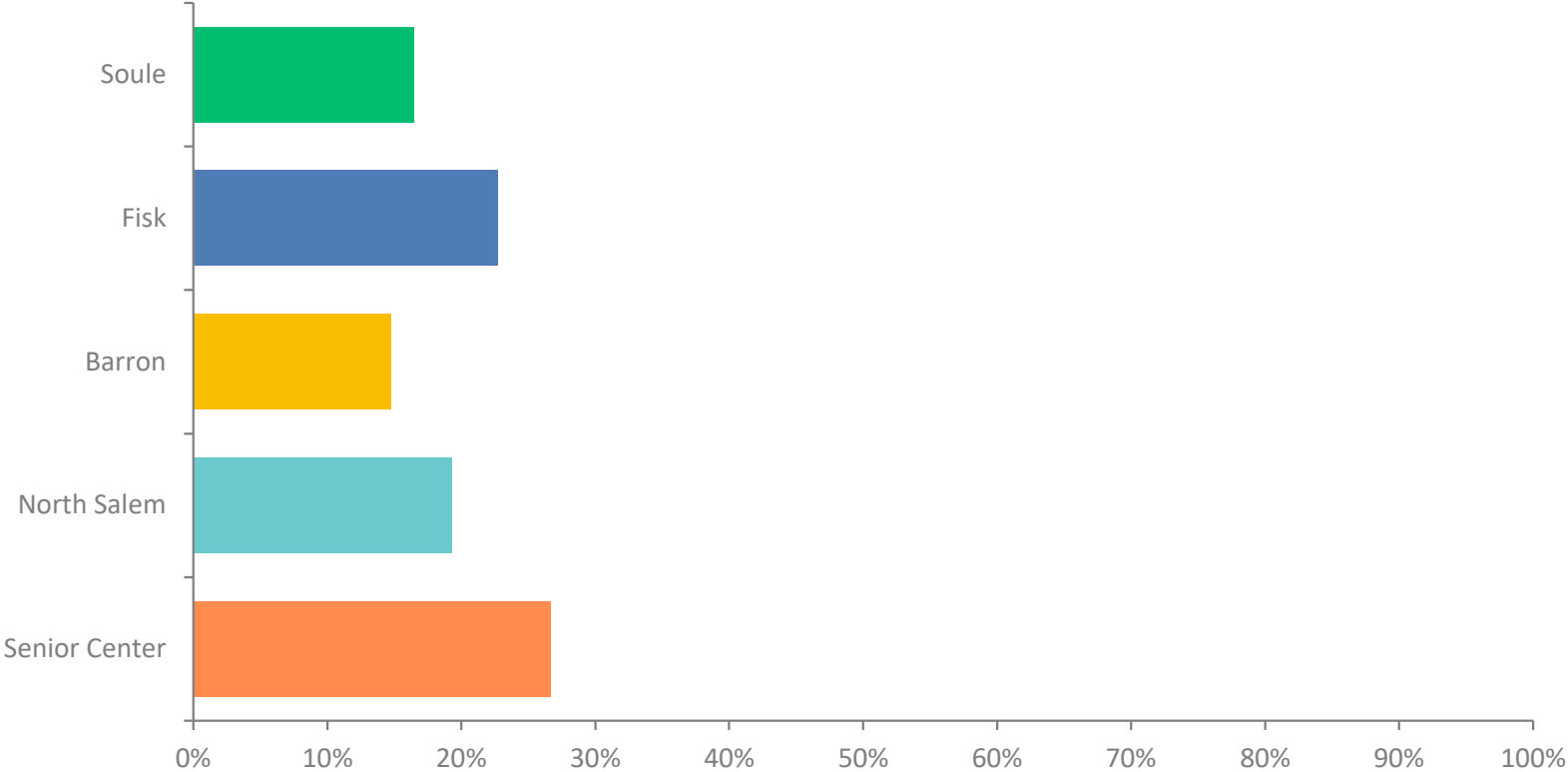
## Notes on Question 2

- A surprising number of our older residents.
- Where are the young people?



### Q3: Which polling place do you vote at?

Answered: 176 Skipped: 36



### Q3: Which polling place do you vote at?

Answered: 176 Skipped: 36

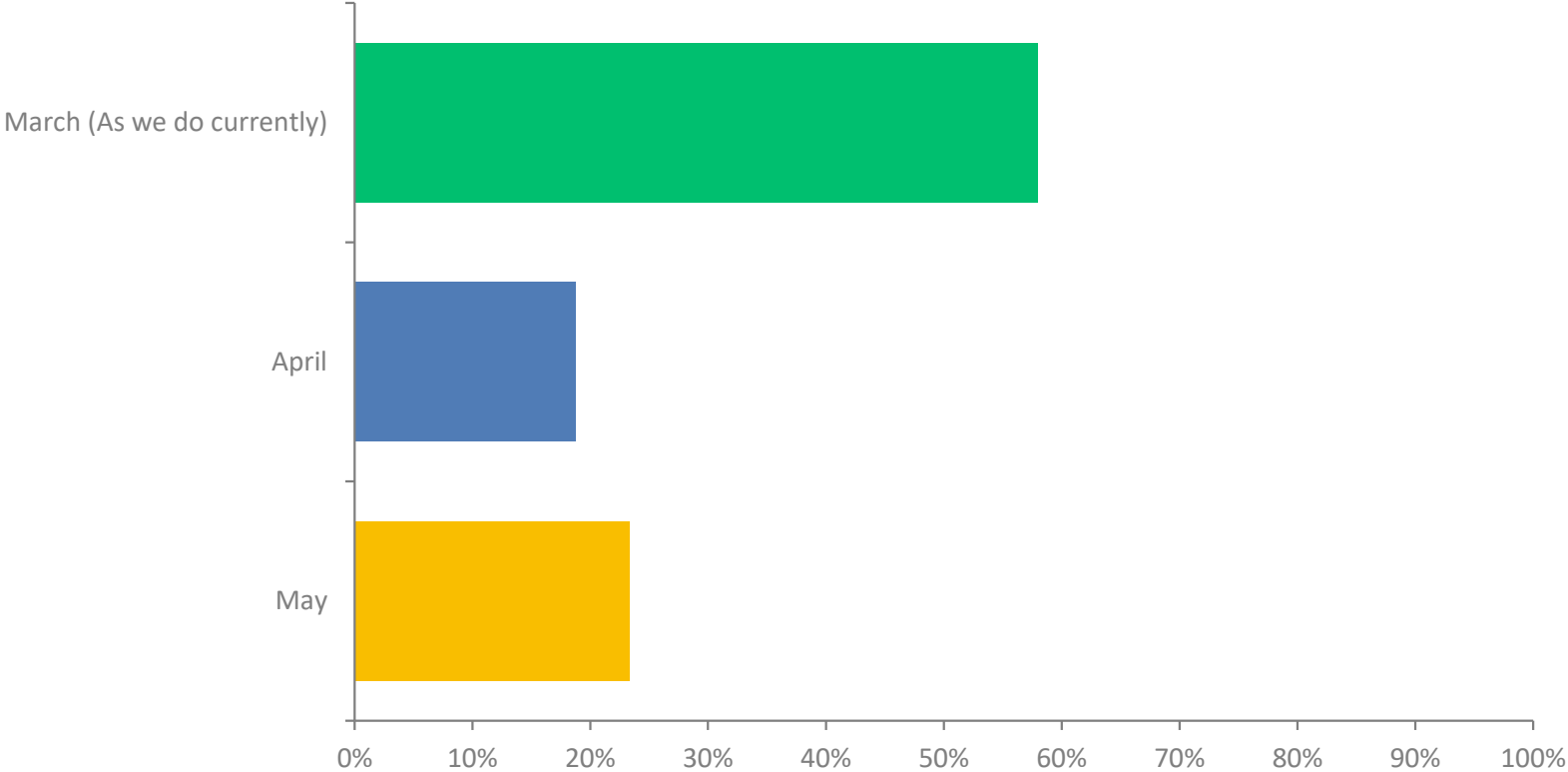
ANSWER CHOICES	RESPONSES	
Soule	16.48%	29
Fisk	22.73%	40
Barron	14.77%	26
North Salem	19.32%	34
Senior Center	26.70%	47
TOTAL		176

## Notes on Question 3

- For all that it was a small number, this is surprisingly well distributed and reflects fairly accurately the town's population distribution.

# Q4: Would you prefer to hold elections for town offices in:

Answered: 176 Skipped: 36



# Q4: Would you prefer to hold elections for town offices in:

Answered: 176 Skipped: 36

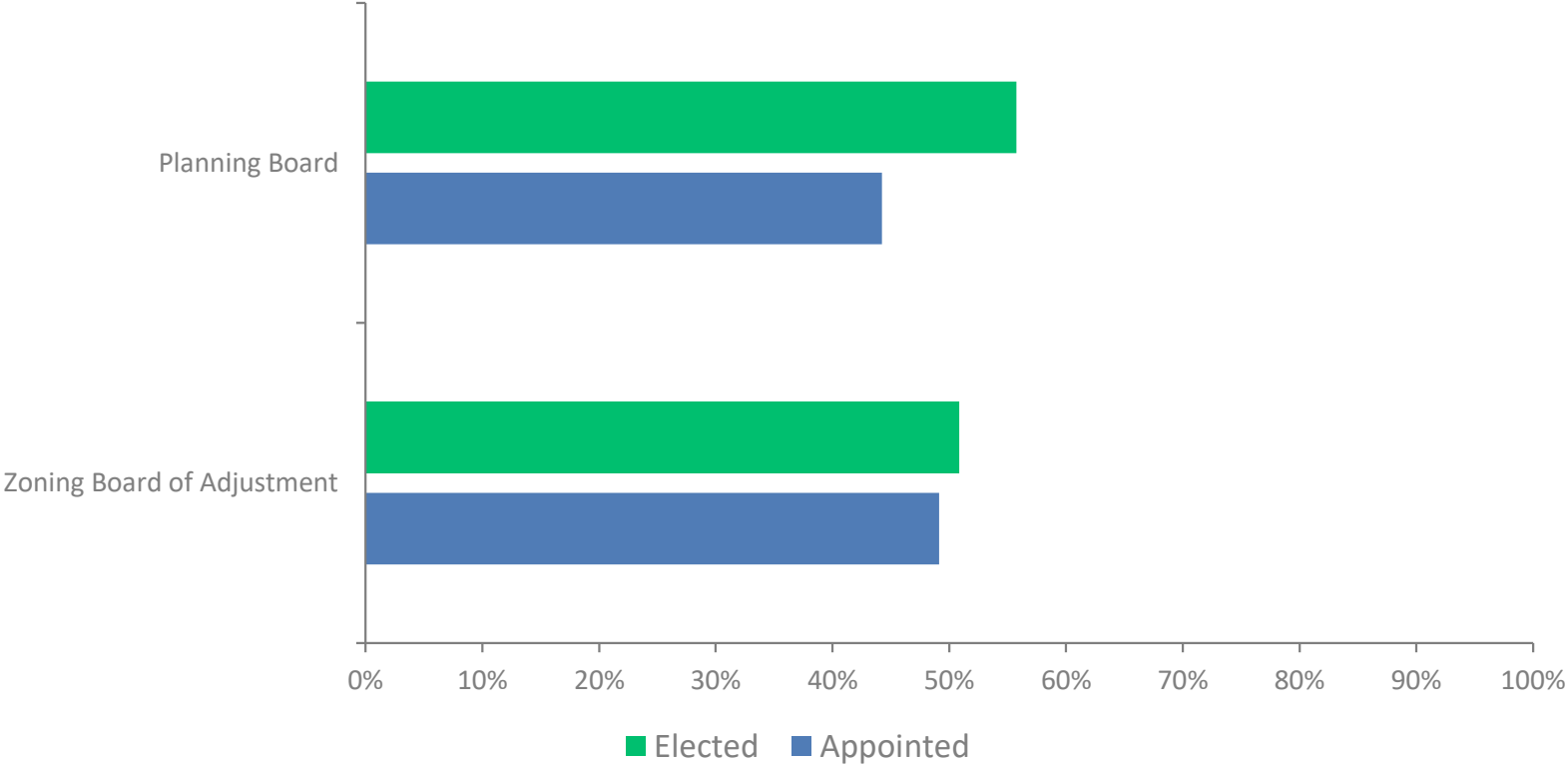
ANSWER CHOICES	RESPONSES	
March (As we do currently)	57.95%	102
April	18.75%	33
May	23.30%	41
TOTAL		176

## Notes on Question 4

- A bit of surprise here
- Given the responses to the first survey, I would have thought more people would have been in favor of a move

# Q5: Land use boards like the Planning Board and the Zoning Board of Adjustment

Answered: 176 Skipped: 36



# Q5: Land use boards like the Planning Board and the Zoning Board of Adjustment

Answered: 176 Skipped: 36

	ELECTED	APPOINTED	TOTAL	WEIGHTED AVERAGE
Planning Board	55.75% 97	44.25% 77	174	1
Zoning Board of Adjustment	50.86% 89	49.14% 86	175	1

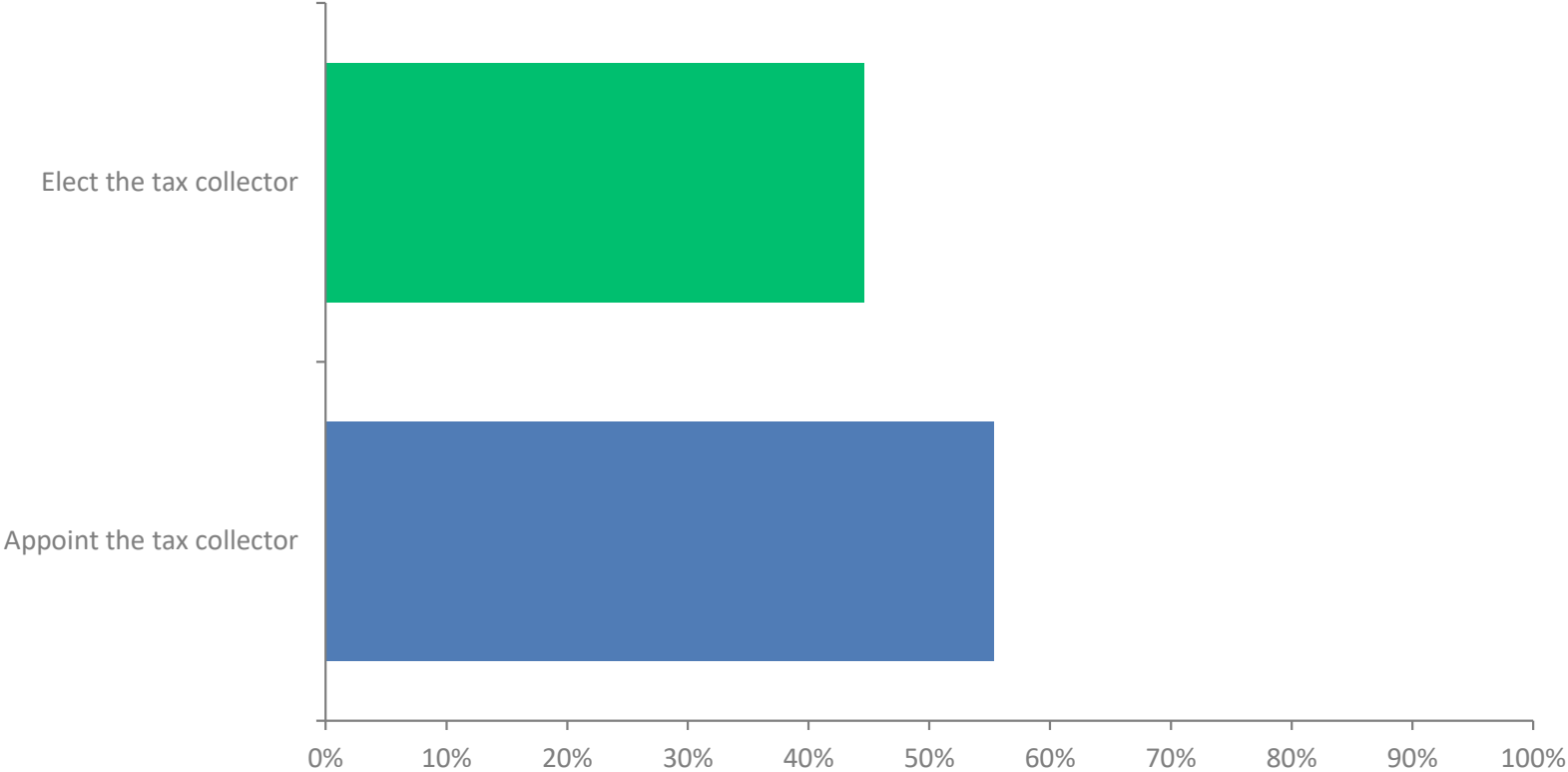


## Notes on Question 5

- No surprises here, except for how close it was.
- Rarely to people want to give up direct choice.
- I still might argue that we could make a case and sell an appointed ZBA, but I am content to follow the will of the Commission.

# Q6: Elect or Appoint Tax Collector

Answered: 177 Skipped: 35



## Q6: Elect or Appoint Tax Collector

Answered: 177 Skipped: 35

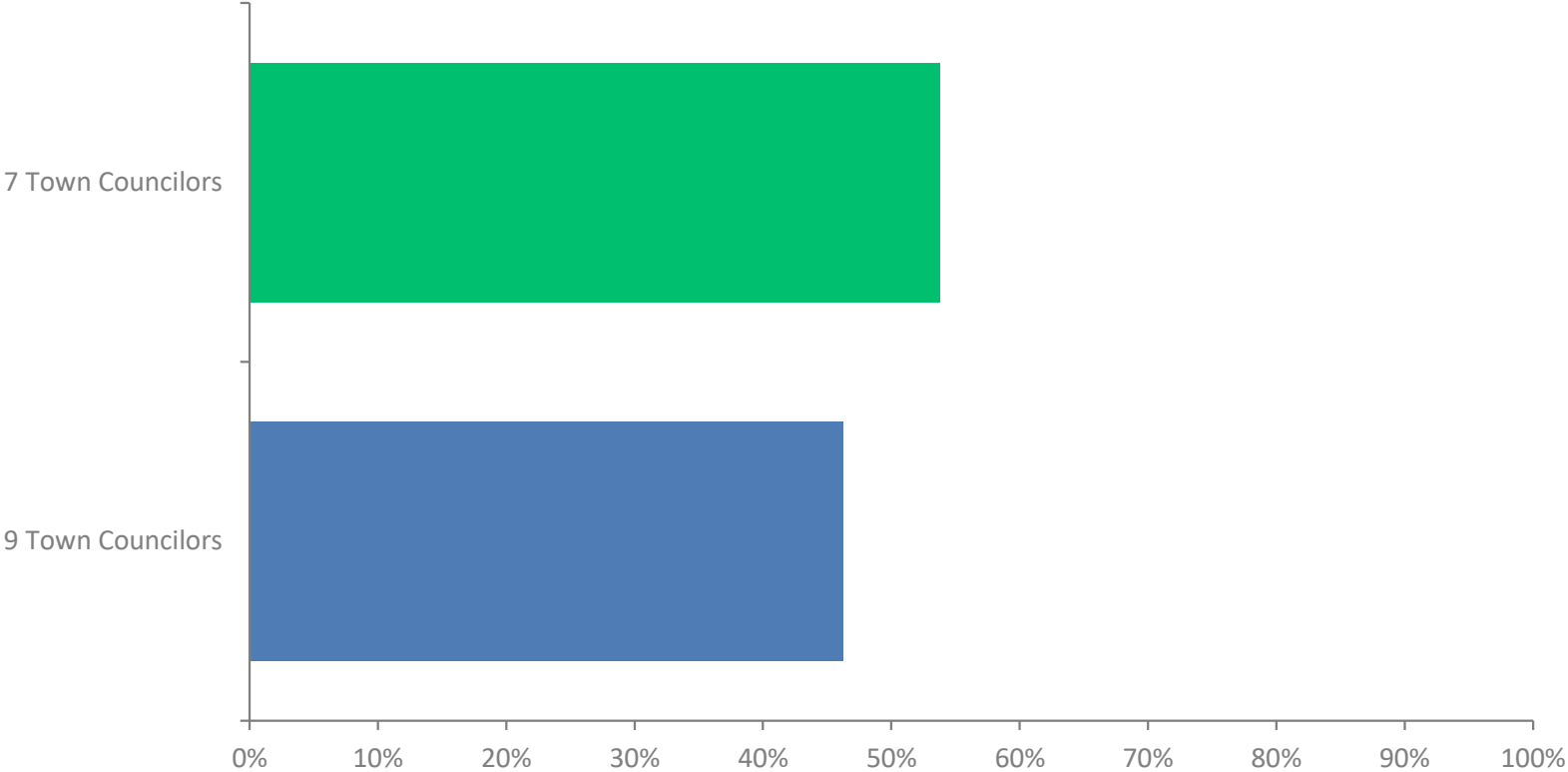
ANSWER CHOICES	RESPONSES	
Elect the tax collector	44.63%	79
Appoint the tax collector	55.37%	98
TOTAL		177

## Notes on Question 6

- This one was a bit of a surprise
- It's not an overwhelming majority, but I think we should consider it anyway.
- The position is highly technical and needs to be in the hands of a professional.

# Q7: 7 or 9?

Answered: 171 Skipped: 41



## Q7: 7 or 9?

Answered: 171 Skipped: 41

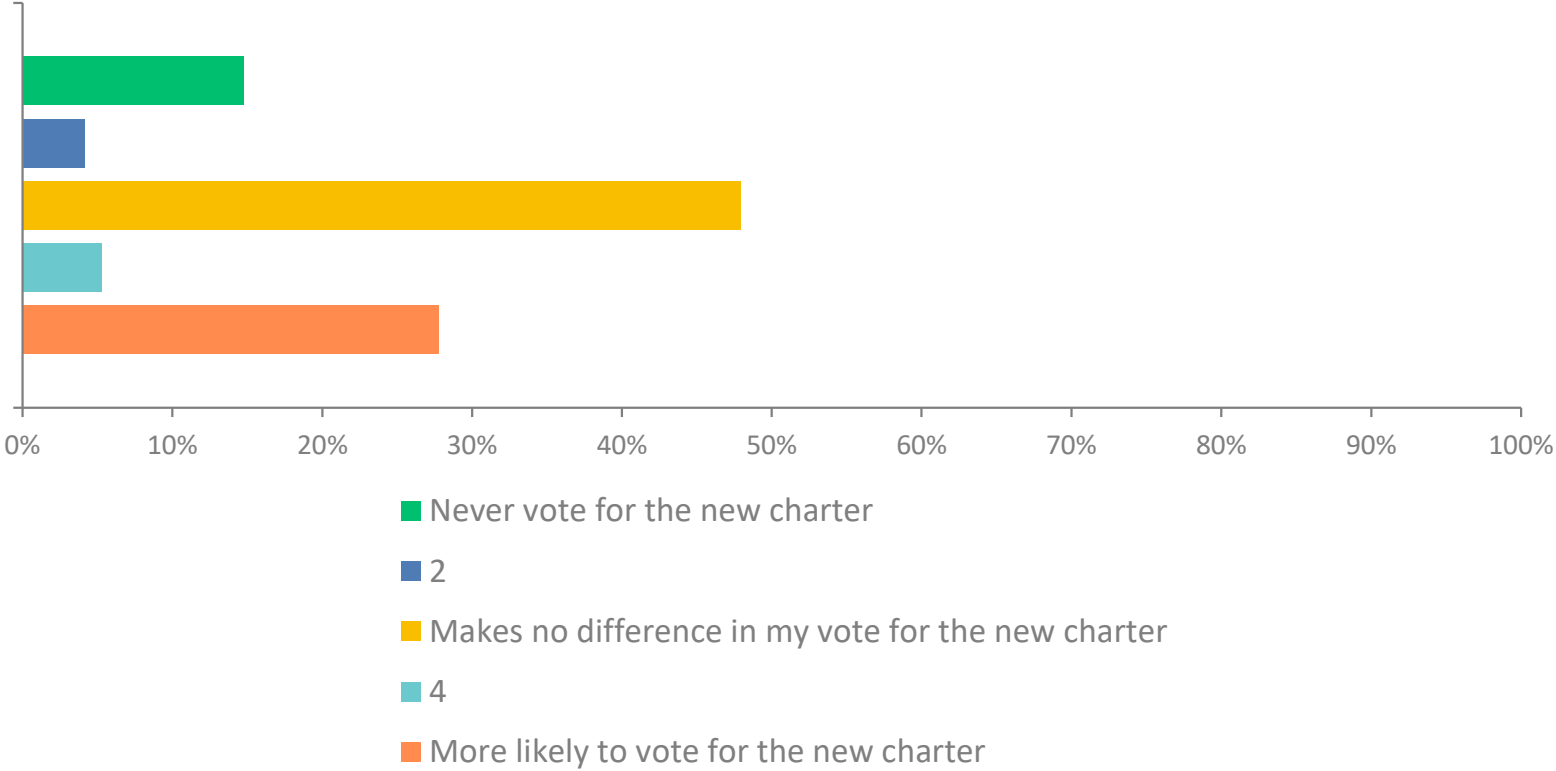
ANSWER CHOICES	RESPONSES	
7 Town Councilors	53.80%	92
9 Town Councilors	46.20%	79
TOTAL		171

## Notes on Question 6

- This was an interesting one to watch as the results came in
- It was tied several times
- This question might hinge on others.

# Q8: Zoning Amendments

Answered: 169 Skipped: 43





# Q8: Zoning Amendments

Answered: 169 Skipped: 43

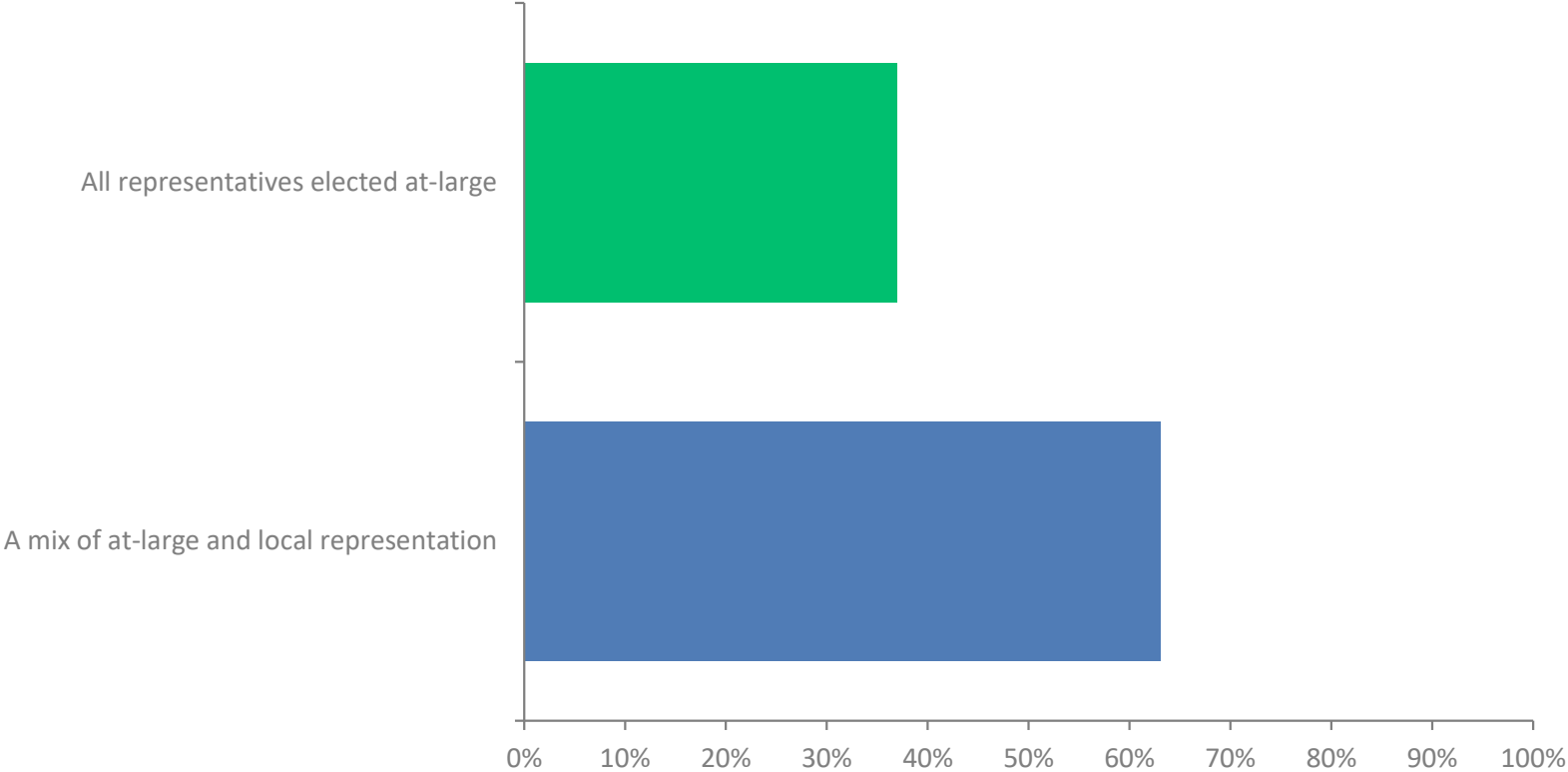
NEVER VOTE FOR THE NEW CHARTER	2	MAKES NO DIFFERENCE IN MY VOTE FOR THE NEW CHARTER	4	MORE LIKELY TO VOTE FOR THE NEW CHARTER	TOTAL	WEIGHTED AVERAGE
14.79%	4.14%	47.93%	5.33%	27.81%	169	3.27
25	7	81	9	47		

## Notes on Question 8

- Approximately 80% suggested that this would either have no impact on their choice or increase their odds.
- I think this is one we can safely include.

# Q9: At large or mix:

Answered: 176 Skipped: 36



## Q9: At large or mix:

Answered: 176 Skipped: 36

ANSWER CHOICES	RESPONSES	
All representatives elected at-large	36.93%	65
A mix of at-large and local representation	63.07%	111
TOTAL		176

## Notes on Question 9

- This surprised me the most
- It is at least worth revisiting
- I have invited Mr. Goodnow to address the Charter Commission on the logistical issues.
- I am still of the personal opinion that this would be a poison pill.
- But we owe it to those who filled out this survey to at least explore it more
- I think this will be an important one to hear about on the 13<sup>th</sup>, and we *MUST* advertise that event, starting immediately.

## Q10: News Sources

Answered: 134 Skipped: 78

TV Town Hall Times local Residents page information News paper  
Facebook page Mostly online sites social media news  
Website Facebook group Town meetings Facebook  
media Town website Internet Salem Eagle Tribune  
web site Tribune newspaper see email mailings page town officials FB  
Salem residents Channel

## Q11: Other Comments

Answered: 59 Skipped: 153

members control council us board hope Thank officials residents way  
vote form make prefer town needs changes  
Town Council good much time people appointed possible elected  
town manager NOW city