Salem Depot Intersection Improvement Project

Broadway (Route 28) and Main Street
Salem, New Hampshire
STP-X-5399 (011)
12334

Prepared for: **Town of Salem**
33 Geremonty Drive
Salem, New Hampshire

Prepared by:

101 Walnut Street
Watertown, Masschusetts

September 11, 2020 (Rev 1)

Table of Contents

1.0 Introduction **1**

1.1 Project Description 1
1.2 Objective 2
1.3 Key Personnel & Contact Information 3
1.4 Applicability and Key Definitions 4

2.0 Site Conditions, Site History, and Previous Environmental Investigations **5**

2.1 Site Conditions 5
2.2 Site History 5
2.3 Nearby Properties of Concern 6
2.4 Previous Investigations Performed by VHB 7
2.5 Soil Pre-Characterization Program 9

3.0 Soil and Groundwater Management Plan **12**

3.1 Health and Safety 12
3.2 Excavation, Handling, and Placement 12
3.3 Stockpile Management 17
3.4 Decontamination and Equipment Cleaning 19
3.5 Groundwater Management 19

4.0 Unanticipated Conditions **22**

List of Figures

Figure No.	Description
1	Site Location Map
2	Nearby Properties of Concern
3	Soil Management Areas
4	Groundwater Management Areas
5	Property Ownership Plan

List of Tables

Table No.	Description
1	Nearby Properties of Concern
2	Soil Pre-Characterization Analytical Results

List of Appendices

Appendix No.	Description
A	Limited Site Investigation Information
B	Soil Boring Logs
C	Soil Laboratory Analytical Reports
D	Previous Environmental Reports

1

Introduction

1.1 Project Description

Vanasse Hangen Brustlin (VHB) has been contracted by the Town of Salem (the "Town" or "Client") to provide design and environmental consulting services under the oversight of the New Hampshire Department of Transportation (NHDOT) to reconfigure the intersection of Route 28 and Route 97, including traffic signal modifications to improve traffic operations in the area known as the Salem Depot Intersection (the "Project"). The proposed area of construction consists of an approximately 2,000-linear-foot segment of Route 28 and an approximately 600-linear-foot segment of Route 97 in Salem, New Hampshire ("Project Area" or "Site").

The Project specifically includes:

- The installation of 25 catch basins to depths of up to 8 feet below grade, five manholes to depths of up to 6 feet below grade, and approximately 2,200 feet of drainage pipes at an average depth of 5.5 feet below grade.
- Approximately 2,200 feet of electrical/signal conduits will be installed 2.5 feet below grade in an approximately 2-foot-wide trench.
- Installation of 19 street light foundations that are 24-inches in diameter and approximately 6 feet below grade.
- Installation of 5 mast arm traffic signal foundations that are approximately 3 feet in diameter to depths of up to 10 feet below grade.
- Roadway widening requiring excavations about 2.5 feet below grade.

VHB has prepared this Soil and Groundwater Management Plan (SGMP) to facilitate the proper management of environmental media during construction of the Project. A Site Location Map showing features in the general vicinity of the Project Area is provided as **Figure 1.**

As part of preliminary design efforts, VHB performed a review of the New Hampshire Department of Environmental Services (NHDES) OneStop online database to identify oil and/or hazardous material (OHM) concerns in the vicinity of the Project Area. Based on the results of the review, VHB identified five properties with the potential to

impact environmental conditions within the Project Area as these properties are associated with active Remediation Sites. In addition, the presence of residual contamination in the Project Area is expected due to the presence of former gas stations, automotive repair shops and other industrial properties that have achieved regulatory closure. A table of nearby properties of concern is provided as **Table 1.** The locations of these properties relative to the Project Area is depicted on **Figure 2**.

VHB conducted a soil pre-characterization program in February 2020, to facilitate the proper management of excess soil generated during the Project. A total of 34 soil borings were advanced throughout the Project Area to varying depths based on the depth of proposed construction. Soil analytical results from this program revealed concentrations of polycyclic aromatic hydrocarbons (PAHs), chlorinated solvents, and metals in soils exceeding the NHDES Soil Remediation Standards (SRS). These contaminants appear to be associated with active/inactive Remediation Sites and Background conditions as defined in Env-Or 602.03. Details regarding the contaminant impacts within the Project Area are provided in **Section 2.4**.

It is anticipated that groundwater dewatering will be required based on the proposed depths of construction within the Project Area. Groundwater within certain portions of the Project Area is expected to be affected by OHM at concentrations that exceed the Ambient Groundwater Quality Standards (AGQS) due to the nearby properties of concern as noted in **Table 1** and described in **Section 2.4**.

Contaminated soils exceeding the Soil Remediation Standards (SRS) that are otherwise not attributable to Background conditions per Env-Or 602.03 are those shown on **Figure 3** as Type C and D soils. Contaminated groundwater is that shown on **Figure 4** as Types 3 and 4. Type 2 groundwater may potentially be affected with OHM, based on the presence of Background contaminants in soil. Stationing has been provided on these figures for the Contractor to reference in the field. In addition, these boundaries are approximate (particularly in groundwater due to its characteristic as a fluid medium). Therefore, when working in areas where one Type of soil or groundwater is shown as abutting uncontaminated soil or groundwater, the Contractor shall assume that the media generated at this location is likely to be contaminated.

1.2 Objective

This SGMP describes Best Management Practices (BMPs) that the Project Contractor (Contractor) and Construction Contract Administrator (CA) shall implement to manage soil and groundwater that may be encountered during execution of the proposed work, as indicated in Project-specific documents. Application of the BMPs is intended to reduce the potential for exposure of workers and the public to potential contaminants identified/assumed to be within the excavated materials and/or groundwater, and to maintain conditions that are protective of human health and the environment.

This SGMP will be included in Project-specific documents to support the Prosecution of Work (POW), and/or other related administrative requirements and technical specifications. The Contractor shall prepare and implement a Project Operations Plan (POP) that describes the Contractor's means and methods to adhere to the provisions of this SGMP. The POP will be prepared by a qualified person such as a Professional Geologist (PG) or Professional Engineer (PE) in accordance with NHDOT special provisions Section 697 and at minimum include the following:

- Proposed means to segregate clean soils from contaminated soil encountered during excavation;
- Proposed means to reduce the waste stream for excess soil that can be reused on-Site;
- The proposed locations within the project area for stockpiling suspected contaminated soils;
- The means to line and cap stockpiles to prevent leachate, contaminated runoff and windblown impacts from stockpiles of contaminated soils and waste materials; and
- The means to secure the stockpile area to limit public access.
- Steps to inspect and maintain stockpiles until materials are characterized and properly disposed and/or reused.

1.3 Key Personnel & Contact Information

Local Public Agency:	Town of Salem
Contact:	Lyndsay Butler, P.E.
Address:	33 Geremonty Drive, Salem, NH
Telephone:	(603) 890-2030
Email:	lbutler@salemnh.gov
NHDOT Project Manager:	C.R. Willeke, P.E.
Address:	7 Hazen Drive, Concord, NH
Telephone:	(603) 271-6472
Email:	Charles.Willeke@dot.nh.gov
Project Engineer:	VHB
Contact:	Gregory Bakos, P.E.
Address:	2 Bedford Farms Drive, Bedford, NH
Telephone:	(603) 391-3950
Email:	gbakos@vhb.com
NHDES Hazardous Waste Remediation Bureau:	
Contact:	Scott Drew
Address:	29 Hazen Drive, PO Box 95, Concord, NH

Telephone:	(603) 271-2890
Email:	Scott.Drew@des.nh.gov

NHDES Hazardous Waste Management Bureau:

Contact:	Zachary Lorch
Address:	29 Hazen Drive, PO Box 95, Concord, NH
Telephone:	(603) 271-5328
Email:	Zachary.Lorch@des.nh.gov

NHDES Petroleum Fund Management Section:

Contact:	Jennifer Marts
Address:	29 Hazen Drive, PO Box 95, Concord, NH
Telephone:	(603) 271-2570
Email:	Jennifer.Marts@des.nh.gov

Greater Lawrence Sanitary District (GLSD) Approvals:

Contact:	Colleen Spero
Address:	240 Charles Street, North Andover, MA
Telephone:	(978) 685-1612
Email:	CSpero@GLSD.org

1.4 Applicability and Key Definitions

This SGMP applies to the management of soil and groundwater that may be encountered during the execution of the proposed work that are not otherwise addressed in a NHDES-approved Remedial Action Plan (RAP) or other NHDES-approved project-specific documents based on requirements to comply with the provisions of NHDES regulations (i.e., Env-Or 600 and Env-Sw 903) and with pertinent waivers issued by NHDES.

For the purposes of this SGMP, *groundwater* is defined as: subsurface water that occurs beneath the water table in soils and geologic formations (per RSA 485-C:2).

Background is defined in Env-Or 602.03 as "the concentrations of a chemical in the environment that would exist at a site in the absence of a discharge, including chemicals that are ubiquitous and consistently present at or in the vicinity of the site such as:

(a) Coal or wood ash associated with fill material;
(b) Petroleum residues that are incidental to the normal operation of motor vehicles;
(c) Asphalt pavement and petroleum compounds contained in associated sub-base materials;
(d) Fertilizers that were applied in a manner consistent with their labeling; and
(e) Pesticides that were applied in a manner consistent with their labeling."

2

Site Conditions, Site History, and Previous Environmental Investigations

2.1 Site Conditions

The area of proposed construction that is subject to this SGMP is located along Broadway (Route 28) and the intersection of Main Street (Route 97) in Salem, New Hampshire. North and South Broadway (Route 28) runs north to south, and Main Street (Route 97) runs to the east and west. The approximate center of the Site is located at 42°46'54.84" north latitude and 71°13'46.20" west longitude. The Universal Transverse Mercator (UTM) coordinates for the Site are 4,738,791.5 meters north and 317,627.0 meters east.

The Project Area is located within a commercial and industrial zoned portion of Salem, New Hampshire. The properties in the vicinity of Main Street (Route 97) and Broadway (Route 28) are primarily commercial businesses. A Site Location Map showing features in the general vicinity of the Site is provided as **Figure 1.**

2.2 Site History

Based on a review of historical records for the Project Area, the public roadways located within the Project Area have been in existence since approximately 1885. Main Street was historically identified as the "Road to Salem Centre" and Broadway was identified as the "Road to North Salem." A railroad ROW has existed west of Broadway since approximately 1885. Dwellings and commercial properties have historically abutted the public roadways located on-Site. Aerial photographs from 1953 to 2011 depict industrial style buildings or storage beyond the railroad ROW, southwest of the Site. Parcels located along and within the Project Area are currently owned by NHDOT or the Town of Salem as depicted on **Figure 5.**

2.3 Nearby Properties of Concern

Based on VHB's review of the NHDES OneStop Online database, five Remediation Sites were determined to have the potential to impact environmental conditions within the Project Area based on their current regulatory status and are located either abutting or within the Project Area. Details regarding these five properties is provided below:

- Former Sullivan Fuel Co., 49 North Broadway, NHDES-ID 14022, Abutting the Project Area

  A discharge of oil had occurred from a leaking underground storage tank (LUST) resulting in naphthalene concentrations in excess of the AGQS. A Groundwater Management Permit (GMP) was assigned for the property in July 2005. Groundwater monitoring was conducted annually at the property from 2004 to 2008, however, the property fell out of compliance with the GMP for the absence of sampling between 2009 and 2011. According to documents online, the property owner has communicated with NHDES and a GMP renewal has not yet been requested. An annual summary report was submitted to NHDES in June 2018, which stated that naphthalene and benzene exceeded the AGQS. In December 2019, NHDES sent a letter requesting comprehensive groundwater monitoring of the property's wells. The depth to groundwater at this property ranges from approximately 1 to 5 feet below grade.

- Daisy Cleaners, 14 South Broadway, NHDES-ID: 18489, Within the Project Area

  This property is identified for active hazardous waste generation associated with dry cleaning and has an active GMP for hazardous waste, which was issued in 2004 and renewed in 2009. The 2011 annual summary report states that 12 monitoring wells were sampled for VOCs. Depth to groundwater ranges from less than 1 foot to approximately 4 feet below grade and groundwater flows in an easterly direction towards the Project Area. The results from the latest groundwater sampling performed by Stantec in 2019 indicated VOC concentrations in the source area to be the highest in the Project Area. Per- and polyfluoroalkyl substances (PFAS) were also recently discovered in groundwater at the property. Based on the historical data collected, it is believed that chlorinated VOCs and PFAS impacts are located in shallow groundwater underneath Broadway (and the Project Area) in the vicinity of this property.

- Former Coca-Cola Bottling Co., 23 South Broadway, NHDES-ID: 5288

  This regulatory status of this property is active and groundwater is being managed under a GMP due to petroleum contamination from a LUST. The GMZ was initially issued in 1998 and has been renewed through 2021. The most recent Groundwater Monitoring Report was submitted in December 2019 to NHDES and indicated exceedances for multiple petroleum constituents above the AGQS. Depth to groundwater at the property was recorded between approximately 1 and 6 feet. Groundwater flows to the northeast, away from the Project Area.

- Getty Station, 2 South Broadway, NHDES-ID: 5253

  In 1999, NHDES was notified of a release of gasoline from a 4,000-gallon underground storage tank, which impacted soil and groundwater at the property. The remediation site is listed as closed and wells associated with the assessment activities were reportedly decommissioned in 2004. However, NHDES recently informed the Town of Salem that the Remediation Site would be reopened due to inadequate delineation of the petroleum impacts. Therefore, it is probable that contamination from this Site exceeding SRS has impacted the nearby roadway. Therefore, petroleum contamination will likely be encountered in the vicinity of this property.

- Former Sunoco Service Station, 2 North Broadway, NHDES-ID: 5301

  Several USTs located at the property were replaced in 1990 and a GMP was subsequently placed on the property in September 2000 and revised in February 2001. A Certificate of No Further Action was issued in April 2015 indicating that no further remedial actions were required. Groundwater at the property is located at depths ranging from approximately 4 to 7 feet below the tops of the well casings and reportedly flows in a southeasterly direction towards Main Street.

The additional nearby properties of concern identified during VHB's review are included in **Table 1.** These properties may also be associated with residual levels of contaminants present in soil and groundwater. The locations of these properties are depicted in **Figure 2.** Previous environmental reports containing laboratory analytical data tables and figures for these properties are provided in **Appendix D**.

2.4 Previous Investigations Performed by VHB

Based on an evaluation of historical use of the Project Area and potential sources of contamination, VHB previously identified two properties that required additional investigation. VHB completed two Limited Site Investigations (LSIs) for these properties ahead of property acquisition in support of the Project. A summary of the findings from these LSIs is provided below. Supporting information for these investigations (figures and laboratory data) are provided in **Appendix A**.

2.4.1 Commercial Property, 4-6 South Broadway

An LSI was performed at 4 South Broadway by VHB in July and August 2017. The purpose of the LSI was to evaluate potential impacts at the property due to the historical use of the property as an automotive repair shop. Environmental conditions at the property had not been previously investigated based on a review of the NHDES OneStop database.

The investigation included the advancement of six soil borings, four of which were converted to groundwater monitoring wells. VHB oversaw Ground Penetrating Radar (GPR) survey activities which resulted in the identification of at least two (2) Underground Storage Tanks (USTs) and a potential third UST located in the northeastern portion of the Site. The two USTs closest to Broadway were located within the limits of the Project.

The results of the investigation identified no exceedances above the NHDES Soil Remediation Standards (SRS) for soil samples collected at the site with the exception of total arsenic which was detected as 12.4 mg/kg in sample SB-01 (2.5-4.5 feet below grade) and naphthalene which was detected at 10 mg/kg in sample SB-06 (1-2.5 feet below grade). There were no exceedances above the applicable AGQS for groundwater samples collected at the property.

Based on visual observations during the soil borings, VHB attributed the arsenic in SB-01 to Background due to the property's history, composition and color of the soil encountered, and shallow depth of the impacted sample in comparison to the remainder of the data points collected during the investigation. The concentrations of naphthalene may be due to the historical use of the property as a garage/repair station with potential gasoline sales and abandoned USTs. Therefore, VHB reported the naphthalene detected to NHDES. NHDES recommended additional groundwater sampling to confirm that no groundwater impacts were present.

In September 2018, the NHDES AGQS for naphthalene was adjusted from 20 micrograms per liter (ug/L) to 100 ug/L and the Risk Characterization Management Policy (RCMP) leaching-based soil value was updated to 28 mg/kg. Therefore, based on the updated reference standard, the concentrations of naphthalene documented at the property reportedly do not meet the criteria of a potential source of groundwater contamination and further investigation was not required. A Certificate of No Further Action has been issued by NHDES for the property on January 15, 2019.

OHM-impacted soil and groundwater is expected to be encountered during construction of the Project in the vicinity of this property. As of the date of this report, the abandoned USTs were recently removed by the demolition contractor; however, confirmatory sampling results were pending. These reports should be reviewed by the contractor when they become available and prior to beginning work near this property.

2.4.2 Commercial Property, 22 South Broadway

An LSI was performed at 22 South Broadway by VHB in July and August 2017. The purpose of the LSI was to determine potential impacts at the property that may have migrated from the abutting Daisy Cleaners property associated with NDHES Master ID 18489. The investigation included the advancement of five borings, three of which were converted to groundwater monitoring wells.

The results of laboratory analyses identified no exceedances of the SRS for soils samples collected at the property. Additionally, no impacts were identified in groundwater in excess of the AGQS at monitoring wells that were installed as part of the LSI. Therefore, based on the results of the LSI, VHB determined that the abutting Daisy Cleaners property had not significantly impacted environmental conditions at 22 South Broadway.

In March 2020. Stantec conducted groundwater sampling at the abutting Daisy Cleaners property which included the sampling of one previously installed well located at 22 South Broadway (monitoring well MW-10D). PCE and TCE were detected above the applicable AGQS in monitoring well MW-10D in addition to several PFAS compounds above the applicable AQGS of 70 ng/.

OHM-impacted soil and groundwater is expected to be encountered during construction of the Project in the vicinity of the former Daisy Cleaners property. In addition, based on the results of the 2017 LSI and the Stantec 2020 groundwater sampling, there is the potential to encounter PCE, TCE, and PFAS impacted groundwater at 22 South Broadway. Environmental media at this property appears to be impacted with a listed hazardous waste.

2.5 Soil Pre-Characterization Program

A summary of the soil pre-characterization program and the findings of this program are provided below.

2.5.1 Soil Boring Advancement

Based on preliminary calculations, it is estimated that approximately 6,000 cubic yards (10,200 tons) of soil will be excavated as part of the Project. A subset of these soils (only those classified as Type A and B) will be reused within the Project area to the maximum extent practical and in accordance with the Env-Or 600 regulations.

In order to facilitate the off-Site disposal of excess soil generated during the Project, VHB completed an in-situ soil pre-characterization program for the Project Area in February 2020. The program consisted of the advancement of thirty-four (34) soil borings throughout the Project Area. In accordance with Env-Or 611.04(b), soil borings were evenly spaced throughout the Project Area so that each boring was representative of potential soils to be excavated (based on the current design of the Project). Per Env-Or 611.03(b), representative samples must be collected at a rate of one boring per approximately 200 tons for up to 2,000 tons plus an additional boring for every 500 tons of soil destined for off-site disposal. Based on the current soil volume estimates and plan to reuse a subset of the Project soils, the number of borings advanced exceeds this requirement. Borings were advanced in areas where roadway improvements and utility upgrades will take place up to the maximum

depths of proposed excavation associated with the Project in order to properly characterize excess material that will be generated during construction.

The soil borings were first advanced using a vacuum excavation, a soft-dig technique utilized to mediate concerns with encountering subsurface utilities. Six of the borings (SB-3, SB-5, SB-8, SB-13, SB-20, and SB-23) were later advanced to a depth of about 10 feet below ground surface (bgs) using a direct-push drill rig. At each boring location, five to eight discrete samples were collected at 0.5-foot to 2-foot intervals, depending on the depth of the boring. During vacuum excavation, discrete soil samples were collected using a hand auger directly from the side of the borehole at each discrete interval before continuing the vacuum excavation in order to prevent the unintentional volatilization of VOCs. One discrete sample at each boring was preserved for laboratory analysis for VOCs based on highest photoionization detector (PID) reading, or in the absence of PID detections, visual and olfactory observations. The discrete VOC samples collected from the highest PID reading interval were considered representative of worst-case conditions in the contaminated zone at soil borings where there was evidence of volatile contamination such as the former Daisy Cleaners Remediation Site and nearby petroleum-related Remediation Sites at the intersection of Main Street and Broadway.

A vertical composite soil sample was also prepared from the discrete aliquots collected at each boring for additional laboratory analyses that contained the sample collected from the contaminated zone of each boring. This type of composite sampling was determined to be most representative of soil that will be excavated as part of the Project, since the soils will be vertically mixed together as they are removed and placed in stockpiles awaiting off-site disposal. The soil boring locations are depicted on **Figure 3.** Boring Logs are provided as **Appendix B**.

A total of 34 soil samples were submitted to Alpha Analytical Laboratories of Westborough, Massachusetts (Alpha) for a broad suite of contaminants of concern based on the nearby remediation sites and disposal facility requirements in accordance with Env-Or 611.04(d). Laboratory analyses included the following: total petroleum hydrocarbons (TPH), VOCs via EPA Method 8260C, semi-volatile organic compounds (sVOCs) via EPA Method 8270, Massachusetts Contingency Plan (MCP) 14 Metals, polychlorinated biphenyls (PCBs), reactivity, ignitability, conductivity. Based on the analytical results, a subset of samples were analyzed for toxicity characteristic leaching procedure (TCLP) for lead, which is required for export and facility approval. The soil analytical results are summarized on **Table 2**. Laboratory analytical reports are included as **Appendix C**.

2.5.2 Soil Pre-Characterization Results

Based on the soil analytical results from the soil pre-characterization program, several soil samples exceeded the SRS for PAHs, arsenic, and VOCs as detailed below.

Certain exceedances for contaminants of concern (COCs) believed to be associated with former or active NHDES-listed properties are summarized below:

- Elevated concentrations of tetrachloroethene (PCE) and Trichloroethene (TCE) were identified above the SRS in the soil sample associated with **SB-8**. These exceedances are attributed to the Remediation Site assigned NHDES Master ID 18489 associated with the former Daisy Cleaners.
- Soil analytical results from **SB-15** exhibited elevated concentrations of PAHs, arsenic and naphthalene above the SRS. In addition, field screening results noted in the boring log for **SB-14** indicated potential petroleum-related impacts. The naphthalene and/or PAHs exceedances are attributed to the Leaking Underground Storage Tank (LUST) assigned NHDES Master ID 5233 (4 South Broadway) and/or the Remediation Site assigned NHDES Master ID 5253 (2 South Broadway). Arsenic in SB-14 and SB-15 are likely associated with Background conditions since although petroleum breakdown can cause arsenic to mobilize in groundwater, the samples were comprised mainly of vadose zone soils.
- Elevated concentrations of 1,2,4-trimethylbenzene, benzene, and naphthalene were identified in soil samples associated with **SB-16** and **SB-17** above the SRS. These exceedances are attributed to the Remediation Site assigned NHDES Master ID 5253 associated with a historical UST release at 2 South Broadway.
- Soil analytical results from **SB-18** and **SB-19** exhibited elevated concentrations of PAHs above the SRS. Although there is a nearby Remediation Site assigned NHDES Master ID 5301 (2 North Broadway) associated with a former gasoline station, due to the lack of other petroleum-related contaminants in the samples, the PAHs appear to be attributable to Background conditions.

In addition, soil analytical results from SB-3, SB-14, SB-15 (described above), SB-21, SB-22, SB-26, SB-27, SB-28, SB-30, SB-31 and SB-32 exhibited elevated concentrations of PAHs and/or arsenic in excess of the SRS. The PAHs not obviously attributable to an existing NHDES Remediation Site included benzo(a)anthracene, benzo(a)pyrene, benzo(b)fluoranthene, indeno(1,2,3-cd)pyrene and deibenzo(a,h)anthracene, which are all typical of a pyrogenic (ash) rather than petrogenic (petroleum) origin. Arsenic within these soil samples ranged from 11.1 mg/kg to 71.5 mg/kg. Given the lack of known sources of OHM at these locations and concentrations of the contaminants detected, the PAHs and arsenic are believed to be attributable to Background conditions.

It should be noted the analytical results from certain soil samples did not exhibit concentrations of contaminants exceeding the SRS. Soil analytical results below SRS were categorized as Type A. If abutting borings exhibited elevated concentrations of contaminants and the extent of Type A soil could not be adequately delineated with neighboring borings, soil was conservatively categorized as part of the nearest soil type (i.e. Type B, C or D).

The soil boring locations and distribution of contaminants in excess of the SRS are displayed on **Figure 3.** Soil classifications are also depicted on this figure as Type A, B, C, or D and referenced within this SGMP.

3

Soil and Groundwater Management Plan

The following SGMP describes Best Management Practices (BMPs) that Contractor and CA shall implement to manage soil and groundwater that may be encountered during execution of the proposed work, as indicated in Project-specific documents.

3.1 Health and Safety

The contractor shall ensure that a worker health and safety plan is implemented to the extent required by the federal Occupational Safety and Health Administration (OSHA) under the Occupational Safety and Health Act of 1970, 29 U.S.C. 651, as amended, and 29 CRF 1910.120(e) and any other applicable federal, state and local law. The Contractor shall plan and conduct operations to prevent damage to existing structures, safeguard people and property, and minimize disruptions to Site traffic. The Contractor shall provide safe working conditions in compliance with applicable local, state and federal regulations, including health and safety regulations enforced by the OSHA and/or US Department of Labor, as appropriate.

3.2 Excavation, Handling, and Placement

The Contractor shall complete earthwork as required to meet the lines and grades specified in the Project plans and as required by the Project-specific contract documents. Based on the presence of impacted soil within the Project Area, proper handling and storage techniques will be required to:

(1) minimize the potential for human contact with the contaminated materials,
(2) control the further release of contaminants to uncontaminated environmental media, and
(3) evaluate re-use or treatment alternatives.

The Contractor is required to conduct construction activities in accordance with this SGMP, their site-specific Health and Safety Plan and applicable contract specifications. The Contractor will be responsible for conducting a Site visit to identify any potential hazards or obstructions and will contact DigSafe and the Town of Salem Municipal Services Department at least 72 business hours prior to conducting intrusive work.

Excavated material shall be managed using methods to reduce the potential for cross-contamination of soil. Various classifications of contaminated soils (Types C and D) are depicted on **Figure 3** along with corresponding stationing so that the Contractor can locate these areas in the field. Soil that does not contain contaminants above the SRS (Type A) or that are consistent with Background (Type B) shall be reused within the Project Area to the maximum extent possible based on the physical and chemical suitability of the material. Impacted soils with contaminants below the SRS values or that are consistent with Background that are deemed suitable for reuse as backfill shall only be reused in the general area from which the material was excavated as indicated on **Figure 3**.

Based on the proposed depths of excavation and the relatively shallow depth of groundwater within the Project Area, there is the potential to encounter saturated soils during construction. Free liquids from soils that are excavated from below the water table (saturated soils) shall be collected and managed in accordance with **Section 3.5**. The on-site discharge of these free liquids will not be permitted unless a Temporary Groundwater Discharge Permit is sought by the Project and the discharge does not exceed the AGQS per Env-Wq 400.

3.2.1 On-Site Soil Reuse

Soils that are not associated with a particular Remediation Site or Spill and that do not exceed SRS or are consistent with Background can be reused within the Project Area. Based on the current design, estimates of soil that will be generated and reused within the Project Area based on contaminant concentrations being below SRS (depicted as Type A on **Figure 3**) will total approximately 1,250 cubic yards. It should be noted the analytical results from 10 soil samples did not exhibit concentrations of contaminants exceeding the SRS. Soil analytical results below SRS were categorized as Type A. If abutting borings exhibited elevated concentrations of contaminants and the extent of Type A soil could not be adequately delineated with neighboring borings, soil was conservatively categorized as part of the nearest soil type (i.e. Type B, C or D).

This Project may include the management of *de minimis* Limited Reuse Soil (LRS), particularly at the intersection of Broadway and Main Street as depicted on **Figure 3**. If the Contractor's method of construction does not allow for LRS to be managed according to the *de minimis* stipulations in the Prosecution of Work, the Contractor shall be required to work with the Department's Contamination Program to obtain a SMP. The POP prepared by the Contractor as described in **Section 1.2** will include

requirements for managing LRS. The POP shall be approved by the Department's Contamination Program prior to commencing construction in areas of LRS. Additional details regarding the POP are included in **Section 1.2.**

Based on the construction plans for the Project, a subset of the soils generated from within the Project can be managed as *de minimis* LRS in accordance with the LRS – *de minimis* Guidance dated February 23, 2018. Soil generated during the installation of guardrail, and grubbing activities are considered *de minimis* activities with respect to LRS and can therefore be reused within the Project Limits on property under the permanent control by NHDOT. This *de minimis* LRS soil will be required to be reused within the same day it is excavated and/or generated and shall be sufficiently protected with appropriate erosion and sedimentation control best management practices at the end of each workday. This soil cannot be stockpiled. Based on the requirements pertaining to *de minimis* LRS soils described above, surficial soil generated at 2 South Broadway qualifies to be managed as *de minimis* soil provided that it is reused at the same property. The location of the *de minimis* LRS soil reuse area is depicted on **Figure 3.**

Several soil pre-characterization samples located in the northern portion of the Project Area associated with soil samples SB-21, SB-26 through SB-28, and SB-30 through SB-31 contained elevated concentrations of PAHs and arsenic exceeding the SRS standards that are attributed to Background conditions per Env-Or 602.03 (Type B soils), which can be reused as part of the Project. Based on a review of historical Sanborn Fire Insurance maps, a railroad station identified as Freight Depot, a railroad spur, and a coal shed were historically located along North Broadway in the vicinity of soil samples SB-26 through SB-32. An additional railroad station identified as Salem Depot was also located in the vicinity of soil samples SB-21 and SB-22. Historical railroad operations typically resulted in coal/coal ash residues in the environment from the discarding of spent boiler waste from train engines. Therefore, based on historical use of the Project area, an evaluation of Project-wide soil analytical results, and visual observations of fill in soil borings conducted by VHB, the elevated concentrations of arsenic and PAHs exhibited in these samples in the northern portion of the Project Area can likely be attributed to coal/coal ash from historical railroad operations and/or asphalt. Per Env-Or 602.03(a), elevated concentrations of contaminants attributed to coal ash associated with fill material and asphalt are considered representative of Background conditions; therefore, per Env-Or 606.19(f), soil standards shall not apply where contamination is at or below Background.

3.2.2 Off-Site Soil Disposal

Excavated materials determined to be contaminated (Type C and D) or excess soils that cannot be reused within the Project Area (Type A or Type B) will require export to an appropriate receiving facility. As discussed in **Section 2.4.1,** two underground storage tanks were formerly located within the Project limits and were removed as part of the demolition contract. Also as noted in **Section 2.3**, soil impacts associated with the former Getty Station and other nearby former gas station Remediation Sites

will likely be encountered. The Contractor and/or Environmental Consultant should contact the New Hampshire Petroleum Fund Program to determine the eligibility for the Petroleum Reimbursement Fund Program, and to the extent that the sites are eligible, seek pre-approval of costs associated with the handling of soil impacted by these former USTs and Remediation Site(s).

Based on the findings of the soil pre-characterization program, soil samples collected from multiple borings within the Project area exhibited elevated concentrations of OHM exceeding the SRS. Therefore, soils at depth generated from these locations will require proper off-Site disposal at a licensed receiving facility such as a landfill or asphalt batching plant. All soils destined for export must be transported using appropriate shipping documentation to be signed by the generator. Soils cannot be shipped to a receiving facility until approval has been received from the facility. All disposal/recycling facility documentation must be reviewed by CA and NHDOT prior to shipping soils off-Site.

The Contractor shall also prevent wet or overly saturated soils from being loaded for transport. Following shipment, fully executed shipping documentation with signature from the facility acknowledging receipt along with weight slips for each load received will be returned to CA for compilation and proper documentation.

Should additional soils be generated that have not been previously pre-characterized and require off-site disposal, these soils shall be stockpiled within designated stockpiles areas as indicated on **Figure 2** and must be sampled using the procedures stated in Env-Or 611.04 for (at a minimum):

- Total petroleum hydrocarbons (TPH),
- Polychlorinated biphenyls (PCBs),
- Ignitability,
- pH,
- Reactive cyanide and sulfide,
- Semi-volatile organic compounds (SVOCs),
- VOCs,
- Resource Conservation and Recovery Act (RCRA) 8 metals, and
- Toxicity characteristic leaching procedure (TCLP) for contaminants that exceed the RCRA theoretical 20 times rule.

Per En-Or 611.04, one composite sample shall be collected for every 200 tons destined for off-site treatment or disposal up to 2,000 tons, plus at least one composite sample for every 500 tons above the initial 2,000 tons. Each composite sample shall consist of at least 8 discrete samples collected from the stockpile.

Based on the current design, estimates of soil that will be excavated from each soil classification area for potential off-site disposal are identified below. Only a subset of

soils from Type A and B will require export dependent upon how much of these soils are able to be reused.

- Soils from Type A (Below SRS): 1,250 cubic yards
- Soils from Type B (Background soils): 2,750 cubic yards
- Soils from Type C (Petroleum-contaminated soils): 1,500 cubic yards
- Soils from Type D (Daisy Cleaners-impacted soils): 550 cubic yards

Additionally, the petroleum impacts present in soil and groundwater within Type C Soil Areas and Type 4 Groundwater Areas are attributed to the nearby remediation sites associated with NHDES IDs 5253, 5233, and 5301. The NHDES sites are eligible for the Petroleum Reimbursement Fund and the Town may seek reimbursement for the cost of handling petroleum impacted soil and groundwater.

Therefore, soil and groundwater handled from the various remediation sites must be tracked separately. The Environmental Consultant is confirming the boundaries of these remediation sites with the NHDES as of the date of this SGMP. Therefore, the Contractor must confirm the boundaries prior to POP preparation.

Soil that contains elevated concentrations of contaminants above SRS that are not attributed to Background shall not be reused within the Project Area. Please refer to **Section 3.2.3** below for special handling requirements associated with Type D soils. The Soil Management Areas are depicted on **Figure 3.**

3.2.3 Hazardous Waste Management

Based on the soil pre-characterization results, concentrations of TCE and PCE in excess of the SRS were identified in the soil sample associated with SB-8 within the Daisy Cleaner's Remediation Site (NHDES Master ID 18489). Soil excavated in this area (approximately bounded by SB-6 and SB-10) noted as Type D soils on **Figure 3** during construction may be classified as a RCRA hazardous waste in accordance U.S. EPA policy EPA530-F-98-026 (Management of Remediation Waste Under RCRA) pending the receipt of supplemental laboratory analysis and a contained-out determination from the NHDES. Please note: A NHDES contained-out determination will be required in order to ship the soils off-site as non-hazardous. Preparation and submittal of the contained-out determination will be coordinated by the Town's construction services consultant.

In order to facilitate proper soil management and obtaining a contained-out determination from NHDES, soil excavated from this area will be stockpiled at the Daisy Cleaner property (i.e. within the Area of Concern) and stockpile soil samples will be collected to determine the TCE and PCE concentrations in the excavated soil. These samples will be collected from freshly exposed locations dug approximately 12 inches into the stockpile in order to collect a grab sample with minimal VOC loss. It should be noted that the stockpile may also need to be tested for PFAS in order to

facilitate off-site facility approval since VHB was not made aware of the presence of this suite of contaminants at the Daisy Cleaners site until after the implementation of the in-situ soil pre-characterization program.

The stockpile must be at a minimum, underlain and overlain by poly, and stored in accordance with RCRA hazardous waste storage requirements. To properly characterize stockpiled contaminated soils for off-site treatment or disposal, representative samples must be collected in accordance with Env-Or 611.04(a) and consist of at least eight discrete soil samples. The sampler will dig approximately 12 inches into the stockpile to obtain the discrete soil samples, marking these locations as they are dug. One discrete sample will be preserved for laboratory analysis for VOCs based on highest PID reading, or in the absence of PID readings, visual and olfactory observations. A composite soil sample will be prepared from the discrete aliquots collected from the stockpile for additional laboratory analyses in accordance with Env-Or 611.04(d).

The soil should not be stockpiled in a way that would result in damage to the existing asphalt-covered area located on the rear of the property, where access to contaminated soils at depth is currently restricted. The stockpile should also not cover or otherwise restrict access to existing monitoring wells associated with the ongoing remedial activities at this property. These wells are depicted on **Figure 4**. Please note that the Environmental Consultant will be present to field screen soils in this area during excavation with a PID and obtain supplemental laboratory analytical samples if necessary, to confirm limits of Type D soils as depicted on **Figure 3**.

The Contractor shall coordinate closely with NHDES regarding the construction timeline in this portion of the Project Area to minimize turnaround times, complete all necessary supplemental sampling, and ensure that potentially hazardous soils are managed appropriately in accordance with applicable regulations including RCRA and the New Hampshire Hazardous Waste Rules (Env-Hw-100-1200). Following receipt of a contained-out determination from NHDES, these soils can be disposed of at a licensed receiving facility.

In the event that soil generated from this location does not receive a contained-out determination, this soil will be required to be managed as hazardous waste in accordance with the NHDES En-Hw 100-1000 Hazardous Waste Rules.

Based on the current design, estimates of potential hazardous waste soil that will be generated in association with the former Daisy Cleaners site (depicted as "Type D" on **Figure 3**) will total 550 cubic yards.

3.3 Stockpile Management

The Contractor shall manage soil stockpiles to prevent the discharge of contaminants to the groundwater and surrounding soil, as well as cross-contamination. Stockpiled

contaminated soil, including any that is temporarily staged, must be stored and managed in accordance with Env-Or 611.05. Potentially impacted soil stockpiles shall be kept separate from other on-site soil stockpiles. Specifically:

- The Contractor shall designate temporary stockpile areas within the Project Area, with the location subject to the approval of the CA. CA shall ensure that stockpile locations are not staged near sensitive human health receptors such as public and private water supply wells or sensitive environmental receptors such as wetlands, surface water bodies, or marine environments.
- The Contractor shall establish separate stockpiles for contaminated soils, non-contaminated soils, unanticipated contaminated soils, and other on-site stockpiled soils as encountered. Additionally, as noted in Section 3.2.2 contaminated soils associated with separate remediation sites should be stockpiled and tracked separately.
- The transfer of materials from the excavation(s) to designated temporary stockpile areas shall be conducted in such a manner as to limit the spread of contaminants and prevent cross-contamination. If a stockpile is sampled for disposal characterization analyses as described elsewhere in this SGMP, then the Contractor shall not add additional material to the stockpile.
- Consistent with applicable State and Federal regulations, regarding temporary and permanent erosion controls and stabilization, the stockpile shall be graded such that stormwater runoff is diverted away from stockpiled materials (with no runon). The Contractor shall implement appropriate erosion and sediment control measures (e.g., silt fence, hay/straw bales) to prevent stormwater runon and runoff, and associated erosion by wind or water, and transport of the soil.
- The Contractor shall secure the stockpile areas (e.g. using caution flagging, fencing, or other equivalent means, as approved by CA), as needed, to limit unauthorized entry and to limit contact of site workers and public access to stockpiled materials.
- The Contractor shall identify the stockpile with the origin and date of generation.

Additionally, should temporary staging be needed for contaminated soils, a temporary storage location shall be erected in a manner which prevents the soil from coming into contact with precipitation or stormwater run-off, and the ground. This storage should be on top of, and covered with, an impermeable material (such as polyethylene sheeting) that is compatible with the contaminant. Any cover material used shall be properly secured and possess the necessary physical strength to resist tearing by the wind. The contaminated soil pile should only be uncovered when soil is being added to, or removed, from the pile. Public access to the stockpile storage area must be restricted. The cover must be maintained by the Contractor throughout the stockpile period, which is not to exceed four months Per the New Hampshire Code of Administrative Rules, Env-Or 611.05.

Any failure of materials or procedures used in employing the base layer or cover shall be immediately repaired, replaced, or re-secured so as to minimize precipitation infiltration, volatilization, and erosion/runoff of the contaminated media or

contaminated debris. All soils when transported upon public roadways shall be covered to minimize fugitive dust, and where necessary, truck tire and undercarriage washing shall be employed to minimize tracking of soils onto public roadways. Appropriate steps must be taken to minimize public access to the contaminated soils located at the storage area and/or site of generation.

Although not anticipated, stockpiled soils with draining free liquids may be generated particularly in limited areas of deep excavation. Free liquids from these stockpiles shall be collected and managed in accordance with **Section 3.5**. Collection shall consist of constructing a water-tight berm around the wet stockpiles in order to capture the liquid, or by another collection system constructed by the Contractor that will ensure no inadvertent land discharge of the liquids. The on-site discharge of these free liquids will not be permitted unless a Temporary Groundwater Discharge Permit is sought by the Project and the discharge does not exceed the AGQS per Env-Wq 400.

3.4 Decontamination and Equipment Cleaning

Cleaning of all equipment (e.g., tools, heavy machinery, excavating and handling equipment) shall be completed in accordance with the approved Project Operations Plan (POP). Decontamination during the Project is expected to include the removal of potentially impacted soils from excavation equipment and other non-disposable tools and equipment. Frac tanks will also require decontamination, particularly once frac tanks (if required) are used for temporary containment of contaminated dewatering effluent. All disposable equipment including used Personal Protective Equipment (PPE) will be properly containerized and disposed of in accordance with applicable stated and federal regulations. Sludge/settled fines accumulated in frac tanks must be handled appropriately in accordance with **Section 3.2.2 and 3.2.3**. Alternatively, these materials and frac tank decontamination wash water (assuming relatively small volume) can be drummed and shipped to a licensed receiving facility with supporting analytical data.

3.5 Groundwater Management

Based on the depth to groundwater observed during VHB's soil pre-characterization program and previous environmental reports, groundwater within the Project Area ranges between 3.5 and 6 feet below surface grade. Although a majority of the components associated with the Project are surficial in nature, there are several components such as drainage lines and manholes that will be installed at depths that could encounter groundwater. Therefore, dewatering may be required during construction.

Dewatering effluent generated as part of the Project cannot be allowed to discharge to the ground surface unless a Temporary Groundwater Discharge Permit is sought. Dewatering effluent from excavations in the vicinity of known contaminated areas associated with Remediation Sites (identified as Type 3 and Type 4 areas on **Figure 4**) will be pumped to frac tanks with Granular Activated Carbon (GAC) filtration and held in the frac tanks for a period of sufficient length to allow particulates to settle out. In Type 1 and 2 Areas, the GAC will likely not be needed as settlement or bag filters should suffice as pre-treatment.

The tank effluent will then be sampled by collecting a grab sample directly from the tank via bailer to be analyzed for parameters as required by the Greater Lawrence Sanitary District located in North Andover, Massachusetts (GLSD) including additional contaminants of concern (as necessary) to facilitate obtaining GLSD approval. Upon approval, the dewatering effluent with be discharged to the municipal sewer system. In accordance with the GLSD rules and regulations, the dewatering effluent (at a minimum) would be sampled for the following parameters: cyanide, oil and grease, arsenic, cadmium, chromium, copper, lead, mercury, molybdenum, nickel, silver, zinc, and pH. The GLSD acceptance limits are consistent with the Massachusetts Department of Environmental Protection (MassDEP) standards.

Based on the elevated concentrations of VOCs and PFAS identified at the Daisy Cleaners property (NHDES ID 18489) associated with the Type 3 area (**Figure 4**), GLSD has also requested that VOCs and PFAS analysis be included for this portion of the Project Area. In addition, prior to discharge, the dewatering effluent generated in the vicinity of Daisy Cleaners (Type 3) must be <u>treated to meet the AGQS and receive a contained-out determination from NHDES</u> in order to remove the hazardous waste listing. Spent GAC used to treat the VOCs must be managed as a hazardous waste by the Contractor. Alternatively (and only with the Town and NHDOT approval), the contractor may ship the Type 3 dewatering effluent as hazardous waste to a licensed receiving facility should the Project schedule not allow for the contained-out process.

Due to the presence of VOCs near the petroleum-related remediation sites (Type 4 areas depicted on **Figure 4**), VOCs should also be included in the list of analyses prior to GLSD discharge. Please note that costs associated with managing petroleum-impacted groundwater from Petroleum Reimbursement Fund eligible sites may be reimbursable (subject to pre-approval). Therefore, similar to soils, the Contractor and/or Environmental Consultant should contact the New Hampshire Petroleum Fund Program to determine the eligibility for the Petroleum Reimbursement Fund Program, and to the extent that the site is eligible, to seek pre-approval of these costs.

Type 1 and Type 2 areas coincide with soils that did not exhibit contaminants exceeding SRS or Background soils where groundwater in these areas is not associated with known Remediation Sites. Dewatering effluent and free liquids from stockpiles generated in Type 1 and Type 2 areas are unlikely to be impacted but must meet the standards required by the GLSD. Therefore, dewatering effluent generated from Type 1 and Type 2 areas will initially be pumped to frac tanks with filtration for TSS and tested for the parameters required by GLSD; however, if the groundwater

analytical results are found to be below the GLSD acceptance requirements, groundwater generated from these areas will be deemed acceptable for direct discharge to the municipal sewer moving forward (with GLSD approval). Should the Contractor note a change in groundwater quality while working in a Type 1 or 2 areas, the Environmental Consultant reserves the right to require that frac tank testing resume.

Measures must also be taken to prevent sedimentation discharge into the sewer system (i.e. use of larger stone sumps, fabric-wrapped baskets, and/or perforated PVC riser, etc.).

Dewatering effluent analytical results will be compared to the Massachusetts Contingency Plan (MCP) GW-3 Standards as requested by GLSD. If effluent analytical results are below the MCP GW-3 Standards, dewatering effluent can be discharged to the municipal sewer system with GLSD's approval. If effluent analytical results are above the MCP GW-3 Standards and/or rejected by GLSD and otherwise exceeds AQGS, effluent will require treatment prior to discharging or be exported off-site via frac tank to an acceptable receiving facility. The Contractor shall propose frac tank storage locations prior to commencing any dewatering activities**.**

Groundwater export (if necessary) can only be conducted once approval has been granted from a licensed receiving facility and CA and NHDOT have reviewed the applicable shipping documentation and facility paperwork as prepared by the Contractor.

Please note that NHDES has determined that provided the dewatering effluent discharge from the Project is not permanent and of limited duration, filing of an Industrial Discharge Request per Env-Wq 305.20 is not required.

Various NHDES remediation Sites are located in the vicinity of or within the Project Area where monitoring wells are being utilized to monitor groundwater plumes being managed under active GMZ permits. Therefore, during construction, these monitoring wells will need to be maintained. Other monitoring wells located within the Project Area that do not need to be maintained should be properly decommissioned in accordance with NHDES regulations. Additionally, should monitoring wells planned to be maintained are not protected, these monitoring wells should be decommissioned after receiving permission from the property owners and/or relevant parties. In the event that monitoring wells proposed to be preserved cannot be maintained during construction, the Contractor will contact NHDES prior to decommissioning. The locations of the monitoring wells to be protected and decommissioned are depicted on **Figure 4.**

Groundwater containing OHM in excess of the NHDES AGQS cannot be discharged to the surface for re-infiltration without obtaining a Temporary Groundwater Discharge Permit through NHDES in accordance with Env-wq 402.08. Groundwater from areas within 1,000 feet of contaminated properties cannot be discharged to surface water without obtaining an EPA Remediation General Permit.

4

Unanticipated Conditions

An environmental representative will be present on-Site during excavation activities in any Type B, Type C, or Type D soil Areas as depicted on **Figure 3** and any Type 2, 3 and 4 groundwater areas as depicted on **Figure 4.** The Contractor will notify the Environmental Consultant at least five (5) days prior to beginning work within these areas. However, if the Contractor encounter(s) unanticipated, potentially contaminated soil, the Contractor shall immediately STOP WORK, notify the CA and NHDOT, and secure the area. The Contractor shall provide personnel trained in accordance with OSHA 1910.120 to continue work in this area.

The limits of potentially contaminated soil will be established in the field based on observations and field screening by the Environmental Consultant, CA and in consultation with NHDOT. Field screening completed by the Environmental Consultant will include using headspace sampling techniques for total VOCs using an appropriately calibrated PID, or other field screening method appropriate for the suspected contaminant. Screening shall be based on visual and olfactory evidence at a frequency identified by the Engineer based on the extent of excavation.

If unanticipated potentially contaminated soil is encountered, the Contractor shall (when authorized by the CA and in consultation with NHDOT) segregate and stockpile the soil as described herein for subsequent laboratory analysis. In accordance with **Section 3.3** above, the Contractor shall also establish separate stockpiles for soils that are not anticipated to be impacted with contaminants in excess of the SRS, Background soils, and contaminated soils (segregated by contaminant source and/or receiving facility). In the event that soils are generated outside of areas previously pre-characterized by VHB, these soils must be segregated separately for laboratory analysis.

Figures

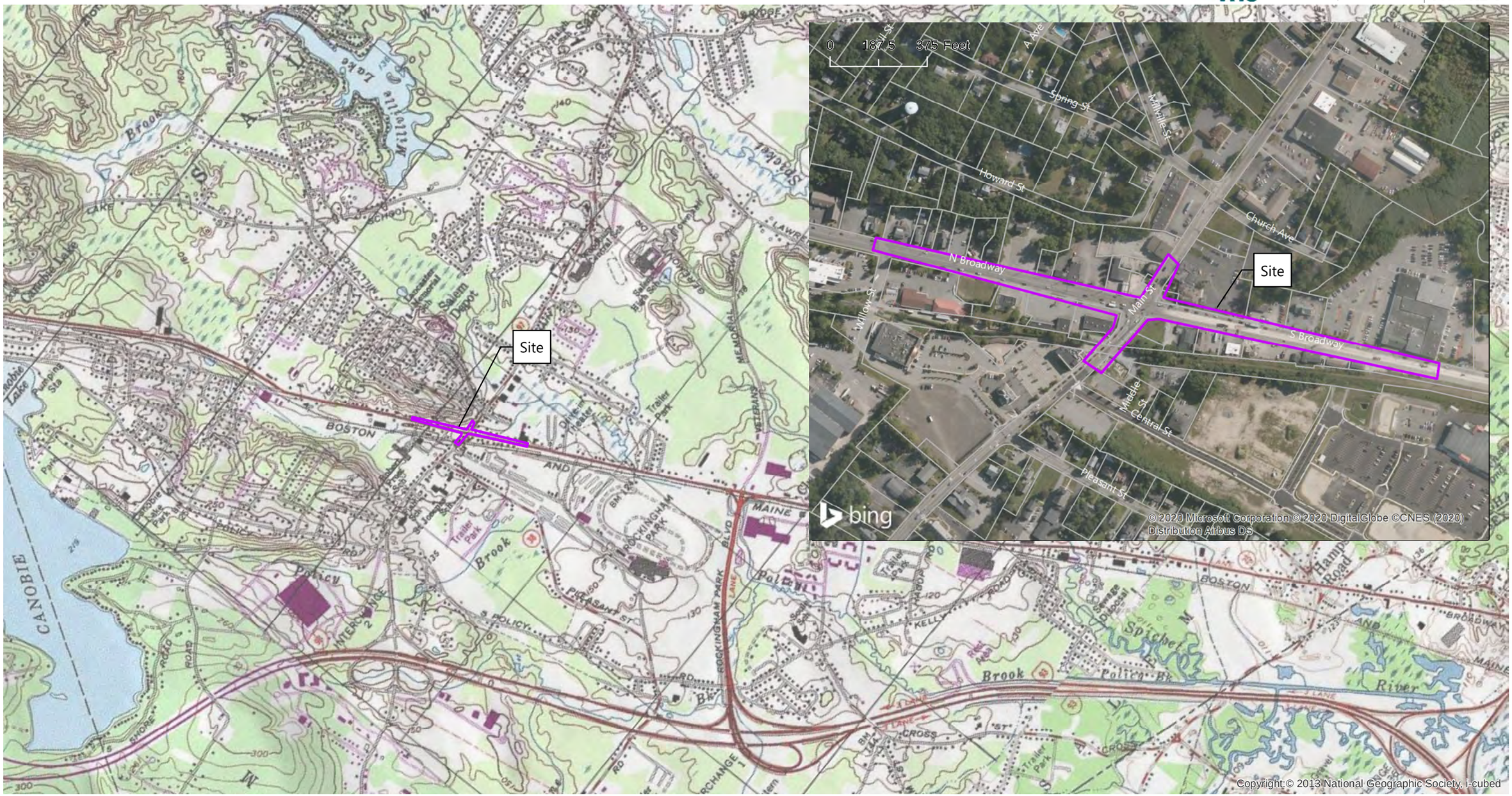

\\vhb\gis\proj\Bedford\52223.00\GIS\Project\OHMSMP\Figure 1 - Site Location Map.mxd

0 2,500 5,000 Feet

Site Boundary

Assessor's Parcels

Salem Depot Intersection Project | Salem, New Hampshire

Site Location and Local Area Map

Source: ESRI USA Topographic Map, Bing Maps Aerial

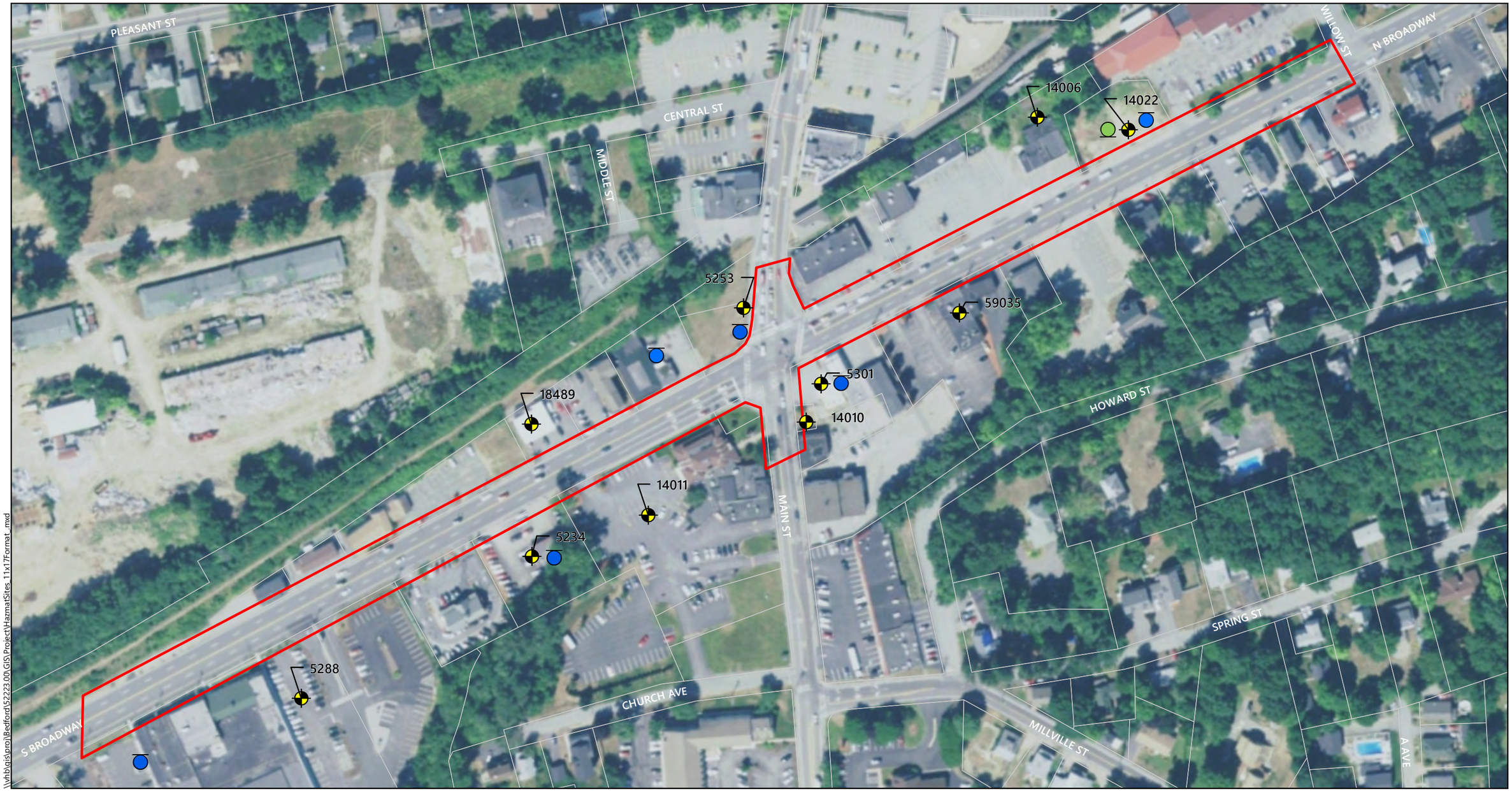

\\vhb\gis\proj\Bedford\52223.00\GIS\Project\HazmatSites_11x17Format_.mxd

0 75 150 300 Feet

Site Location
Tax Parcels (Town of Salem 2008)

NHDES Remediation Site
AST Site
UST Site

Salem Depot Intersection Project | Salem, New Hampshire

NHDES Site Locations

Source: NHGRANIT, NHDES, VHB

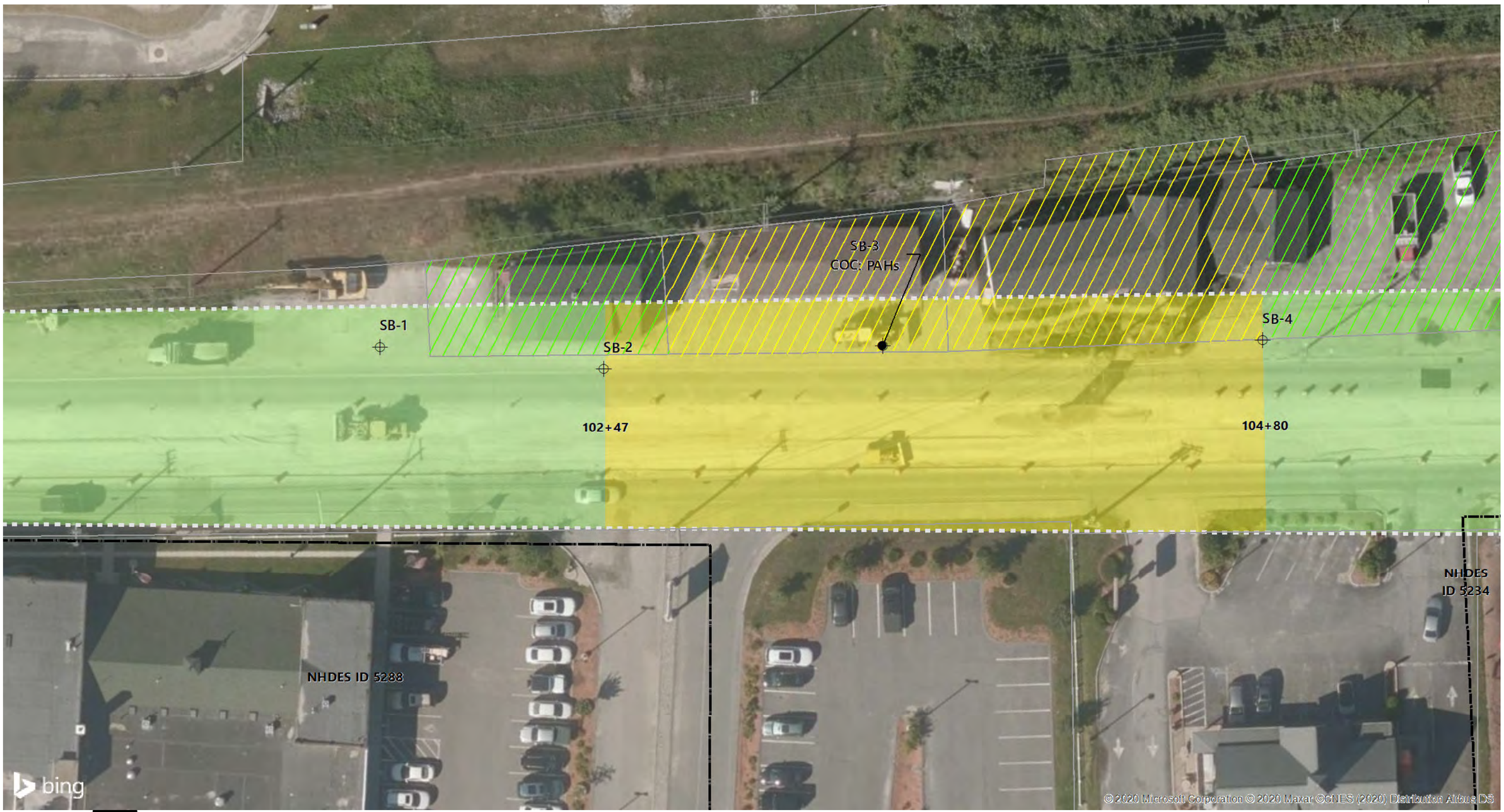

0 15 30 60 Feet

Salem Depot Design Project | Salem, New Hampshire

Soil Pre-Characterization Location > SRS

Soil Pre-Characterization Location < SRS

Approximate Limits of Work

De Minimis LRS Reuse Zone

NHDES Remediation Site

NH Parcel Mosaic - Polygons

Proposed Stockpile Areas

Type A Soil

Type B Soil

Type C Soil

Type D Soil

Soil Management Area

Type A Soil: Soil < SRS (Acceptable for Reuse)

Type B Soil: Soil > SRS (Background)

Type C Soil: Soil >SRS (Petroleum)

Type D Soil: Soil Impacted by Daisy Cleaners Site

Soil Management Areas

Sources: Bing Maps Basemap

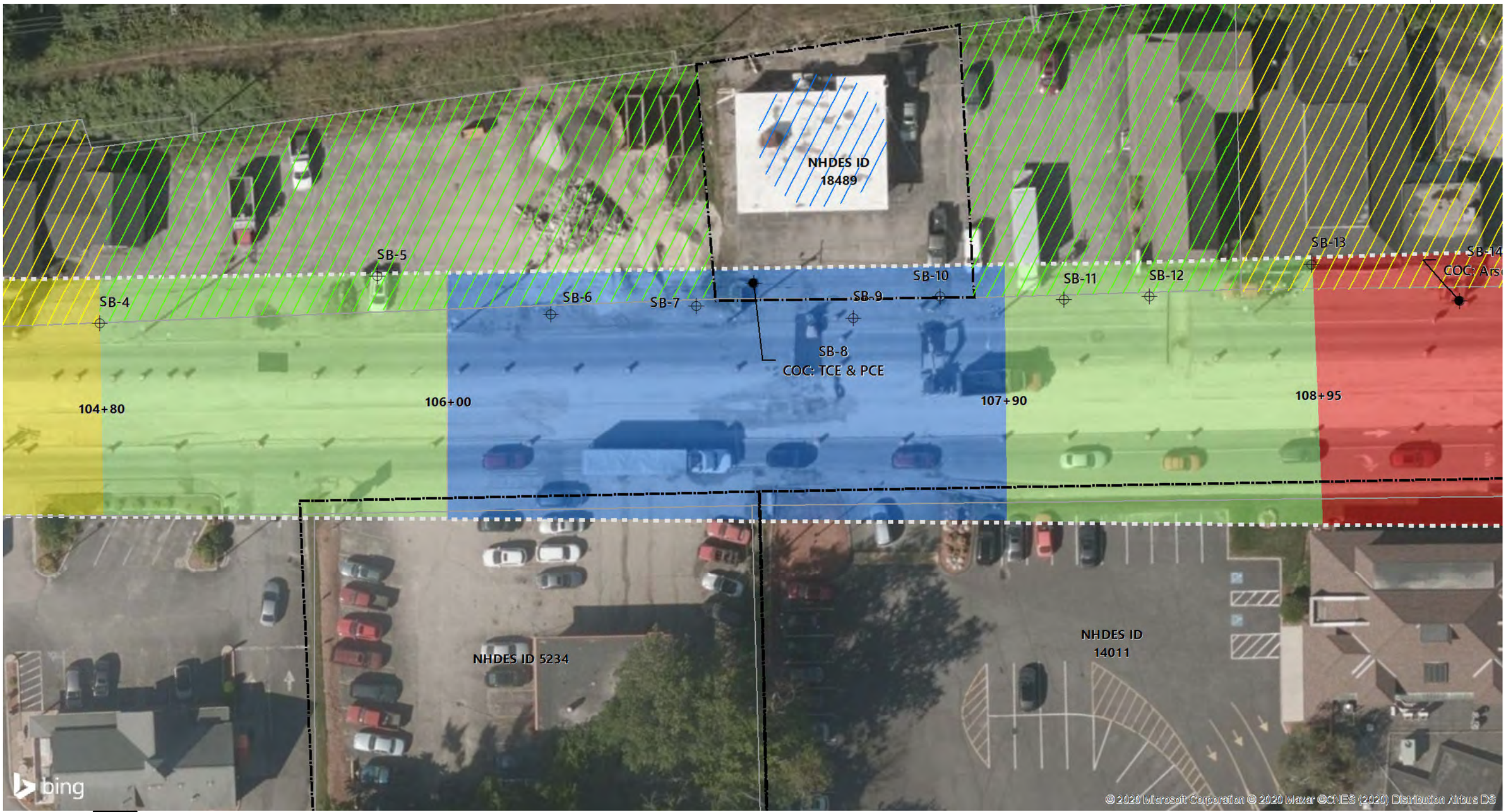

0 15 30 60 Feet

Salem Depot Design Project | Salem, New Hampshire

Soil Pre-Characterization Location > SRS

Soil Pre-Characterization Location < SRS

Approximate Limits of Work

De Minimis LRS Reuse Zone

NHDES Remediation Site

NH Parcel Mosaic - Polygons

Proposed Stockpile Areas

Type A Soil

Type B Soil

Type C Soil

Type D Soil

Soil Management Area

Type A Soil: Soil < SRS (Acceptable for Reuse)

Type B Soil: Soil > SRS (Background)

Type C Soil: Soil >SRS (Petroleum)

Type D Soil: Soil Impacted by Daisy Cleaners Site

Soil Management Areas

Sources: Bing Maps Basemap

0 15 30 60 Feet

Salem Depot Design Project | Salem, New Hampshire

Soil Pre-Characterization Location > SRS

Soil Pre-Characterization Location < SRS

Approximate Limits of Work

De Minimis LRS Reuse Zone

NHDES Remediation Site

NH Parcel Mosaic - Polygons

Proposed Stockpile Areas

Type A Soil

Type B Soil

Type C Soil

Type D Soil

Soil Management Area

Type A Soil: Soil < SRS (Acceptable for Reuse)

Type B Soil: Soil > SRS (Background)

Type C Soil: Soil >SRS (Petroleum)

Type D Soil: Soil Impacted by Daisy Cleaners Site

Soil Management Areas

Sources: Bing Maps Basemap

0 15 30 60 Feet

Salem Depot Design Project | Salem, New Hampshire

Soil Pre-Characterization Location > SRS

Soil Pre-Characterization Location < SRS

Approximate Limits of Work

De Minimis LRS Reuse Zone

NHDES Remediation Site

NH Parcel Mosaic - Polygons

Proposed Stockpile Areas

Type A Soil

Type B Soil

Type C Soil

Type D Soil

Soil Management Area

Type A Soil: Soil < SRS (Acceptable for Reuse)

Type B Soil: Soil > SRS (Background)

Type C Soil: Soil >SRS (Petroleum)

Type D Soil: Soil Impacted by Daisy Cleaners Site

Soil Management Areas

Sources: Bing Maps Basemap

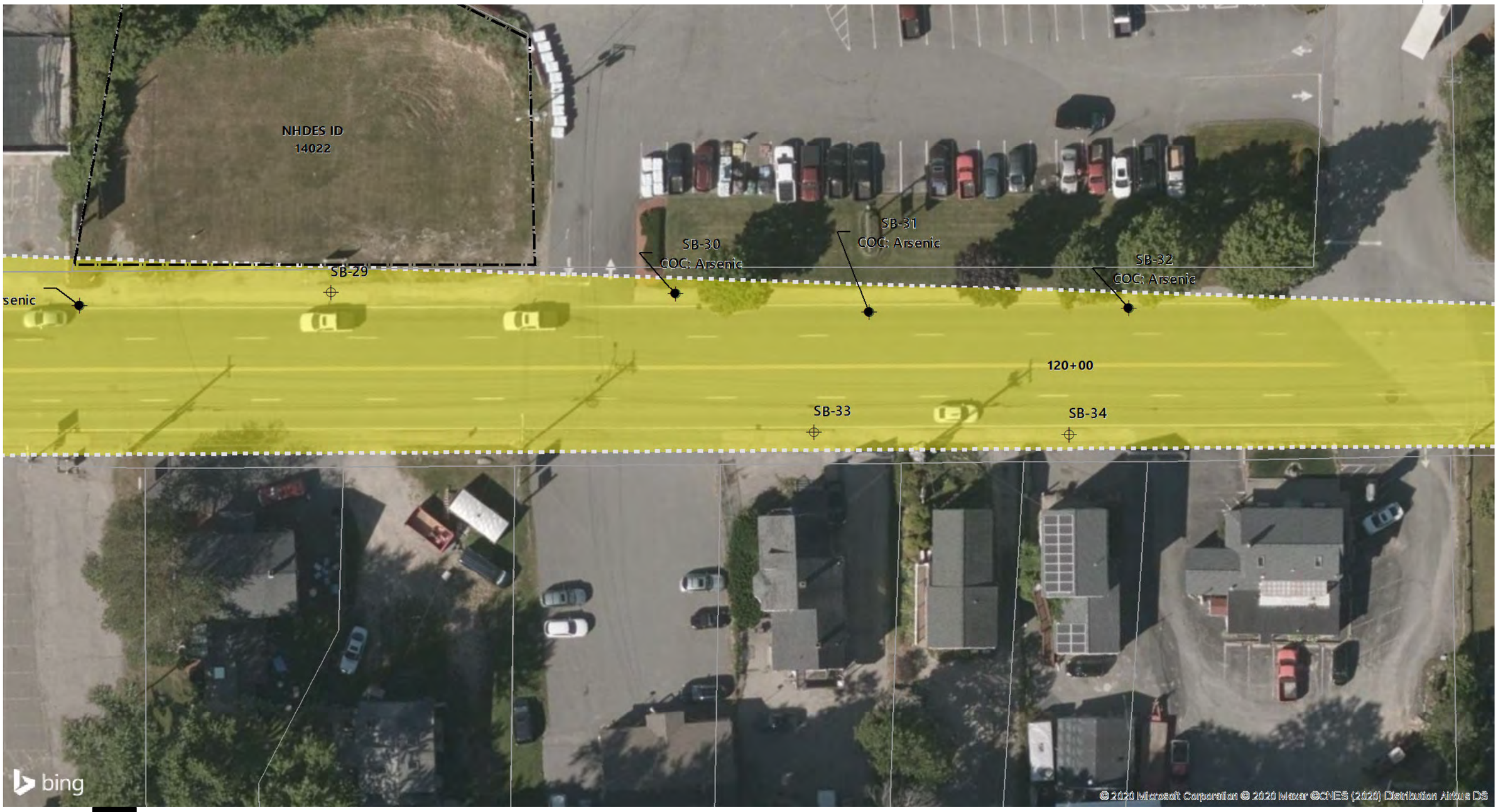

0 15 30 60 Feet

Salem Depot Design Project | Salem, New Hampshire

Soil Pre-Characterization Location > SRS

Soil Pre-Characterization Location < SRS

Approximate Limits of Work

De Minimis LRS Reuse Zone

NHDES Remediation Site

NH Parcel Mosaic - Polygons

Proposed Stockpile Areas

Type A Soil

Type B Soil

Type C Soil

Type D Soil

Soil Management Area

Type A Soil: Soil < SRS (Acceptable for Reuse)

Type B Soil: Soil > SRS (Background)

Type C Soil: Soil >SRS (Petroleum)

Type D Soil: Soil Impacted by Daisy Cleaners Site

Soil Management Areas

Sources: Bing Maps Basemap

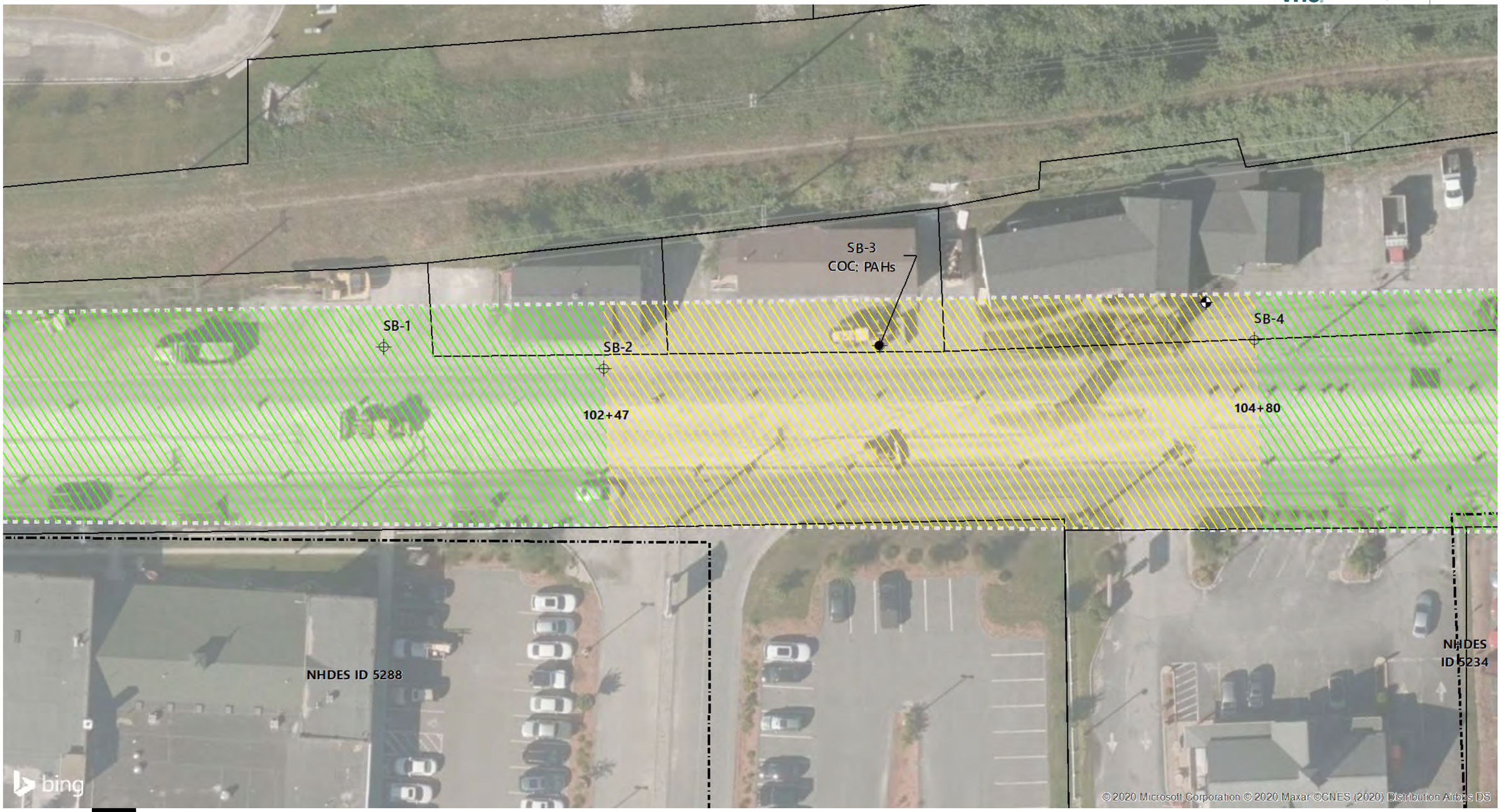

0 15 30 60 Feet

Salem Depot Design Project | Salem, New Hampshire

Approximate Limits of Work
NHDES Remediation Site
Monitoring Wells to be Maintained during Construction
Monitoring Well to be Decommissioned
Soil Pre-Characterization Location > SRS
Soil Pre-Characterization Location < SRS

Groundwater Management Areas
Type 1 Groundwater Area (Presumed Clean)
Type 2 Groundwater Area (Background Soils Area/Potentially Impacted by Urban Fill)
Type 3 Groundwater Area (Impacted by Daisy Cleaners)
Type 4 Groundwater Area (Petroleum)

Groundwater Management Areas

Sources: Bing Maps Basemap

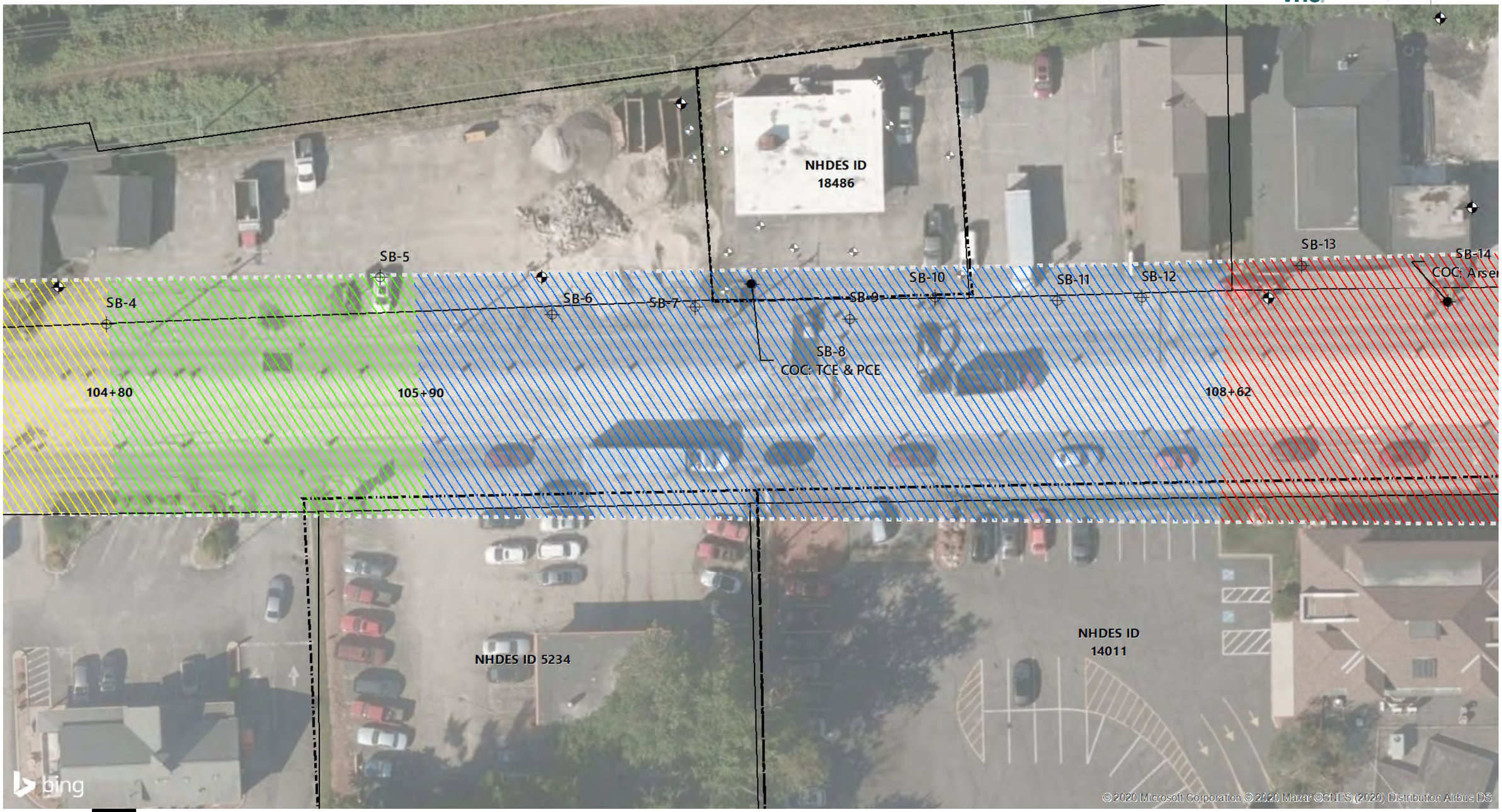

0 15 30 60 Feet

Salem Depot Design Project | Salem, New Hampshire

Approximate Limits of Work
NHDES Remediation Site
Monitoring Wells to be Maintained during Construction
Monitoring Well to be Decommissioned
Soil Pre-Characterization Location > SRS
Soil Pre-Characterization Location < SRS

Groundwater Management Areas

Type 1 Groundwater Area (Presumed Clean)
Type 2 Groundwater Area (Background Soils Area/Potentially Impacted by Urban Fill)
Type 3 Groundwater Area (Impacted by Daisy Cleaners)
Type 4 Groundwater Area (Petroleum)

Groundwater Management Areas

Sources: Bing Maps Basemap

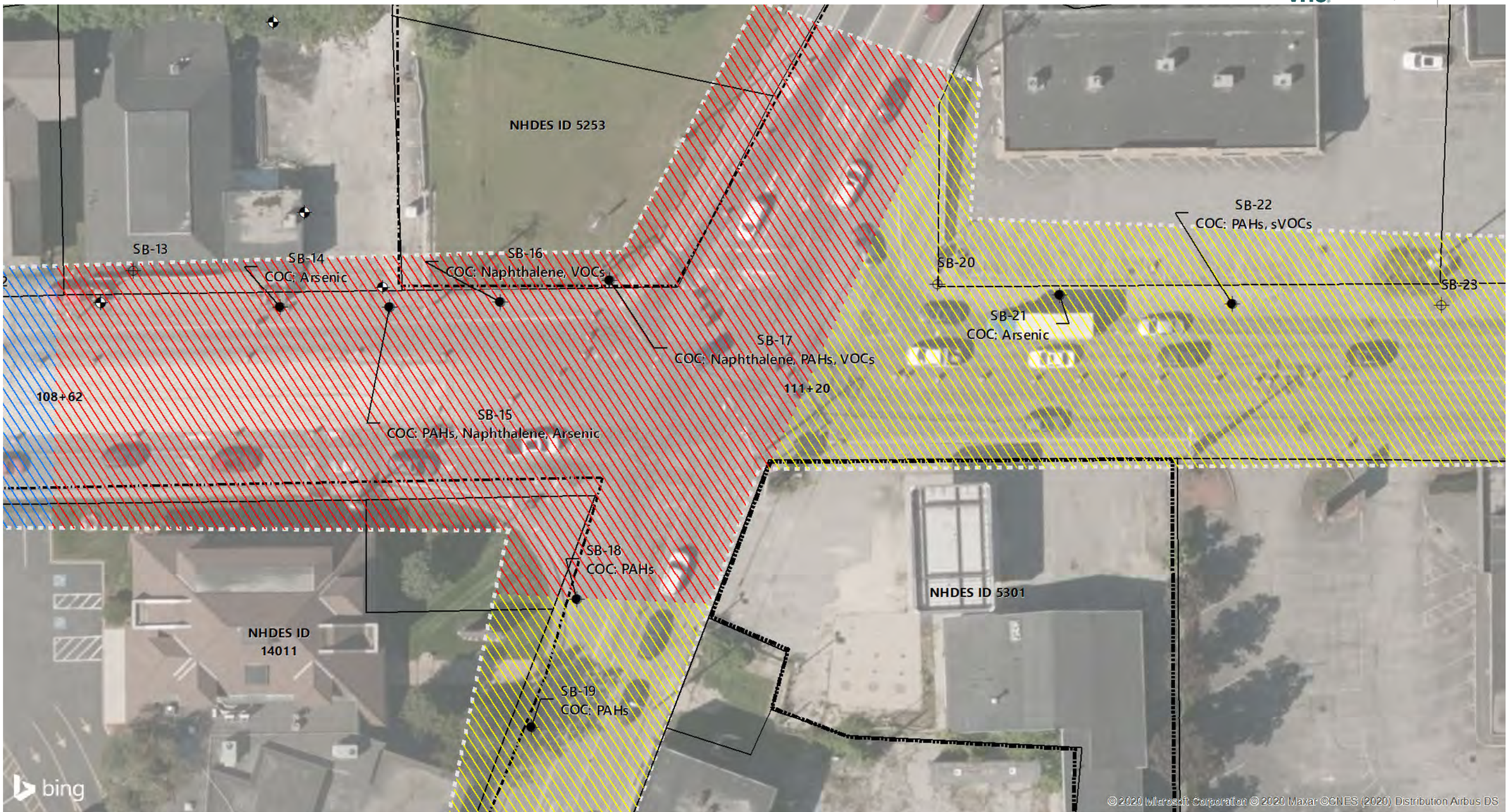

0 15 30 60 Feet

Salem Depot Design Project | Salem, New Hampshire

Approximate Limits of Work
NHDES Remediation Site
Monitoring Wells to be Maintained during Construction
Monitoring Well to be Decommissioned
Soil Pre-Characterization Location > SRS
Soil Pre-Characterization Location < SRS

Groundwater Management Areas

Type 1 Groundwater Area (Presumed Clean)
Type 2 Groundwater Area (Background Soils Area/Potentially Impacted by Urban Fill)
Type 3 Groundwater Area (Impacted by Daisy Cleaners)
Type 4 Groundwater Area (Petroleum)

Groundwater Management Areas

Sources: Bing Maps Basemap

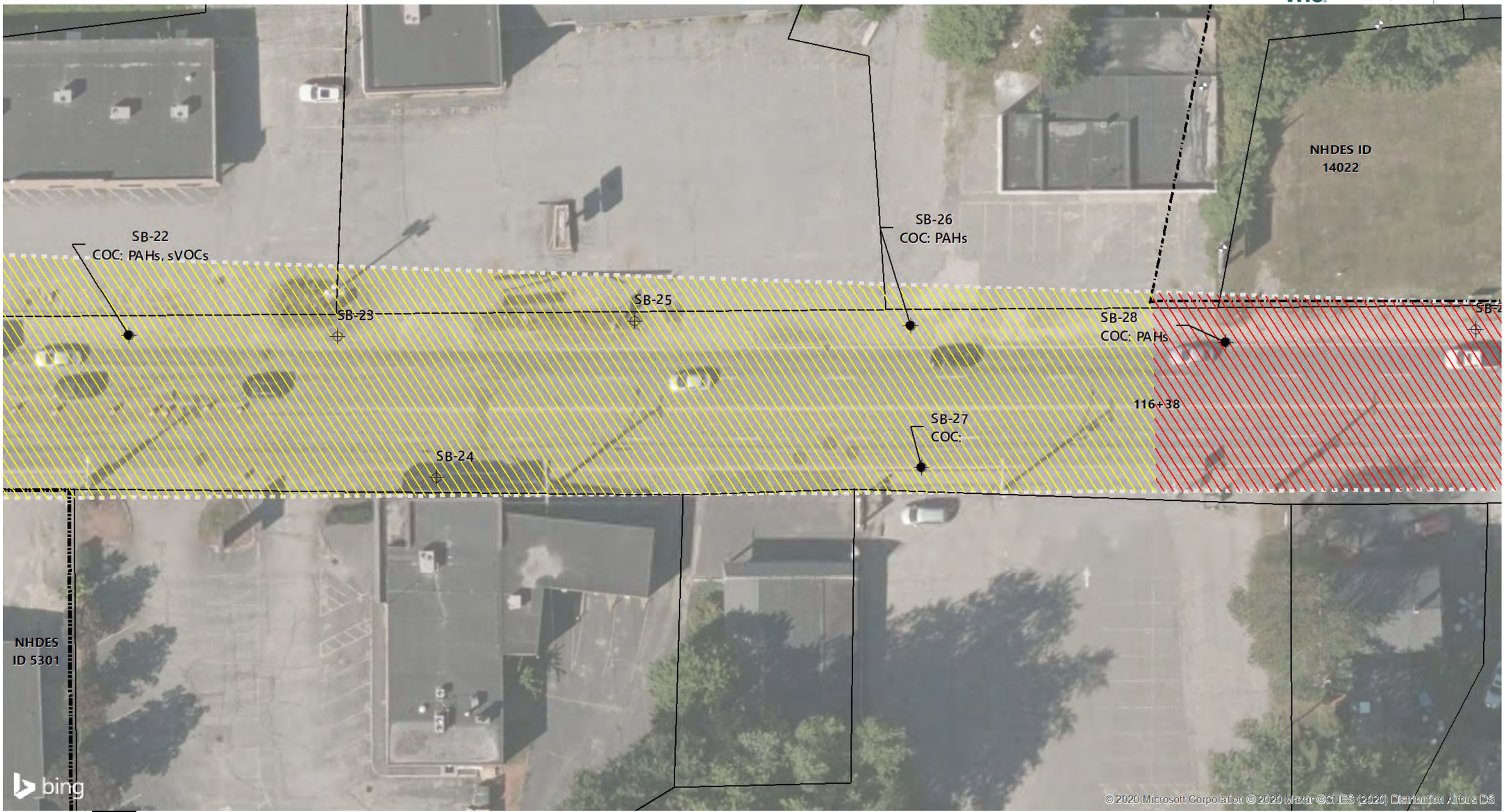

0 15 30 60 Feet

Salem Depot Design Project | Salem, New Hampshire

Approximate Limits of Work
NHDES Remediation Site
Monitoring Wells to be Maintained during Construction
Monitoring Well to be Decommissioned
Soil Pre-Characterization Location > SRS
Soil Pre-Characterization Location < SRS

Groundwater Management Areas

Type 1 Groundwater Area (Presumed Clean)
Type 2 Groundwater Area (Background Soils Area/Potentially Impacted by Urban Fill)
Type 3 Groundwater Area (Impacted by Daisy Cleaners)
Type 4 Groundwater Area (Petroleum)

Groundwater Management Areas

Sources: Bing Maps Basemap

0 15 30 60 Feet

Salem Depot Design Project | Salem, New Hampshire

Approximate Limits of Work
NHDES Remediation Site
Monitoring Wells to be Maintained during Construction
Monitoring Well to be Decommissioned
Soil Pre-Characterization Location > SRS
Soil Pre-Characterization Location < SRS

Groundwater Management Areas

Type 1 Groundwater Area (Presumed Clean)
Type 2 Groundwater Area (Background Soils Area/Potentially Impacted by Urban Fill)
Type 3 Groundwater Area (Impacted by Daisy Cleaners)
Type 4 Groundwater Area (Petroleum)

Groundwater Management Areas

Sources: Bing Maps Basemap

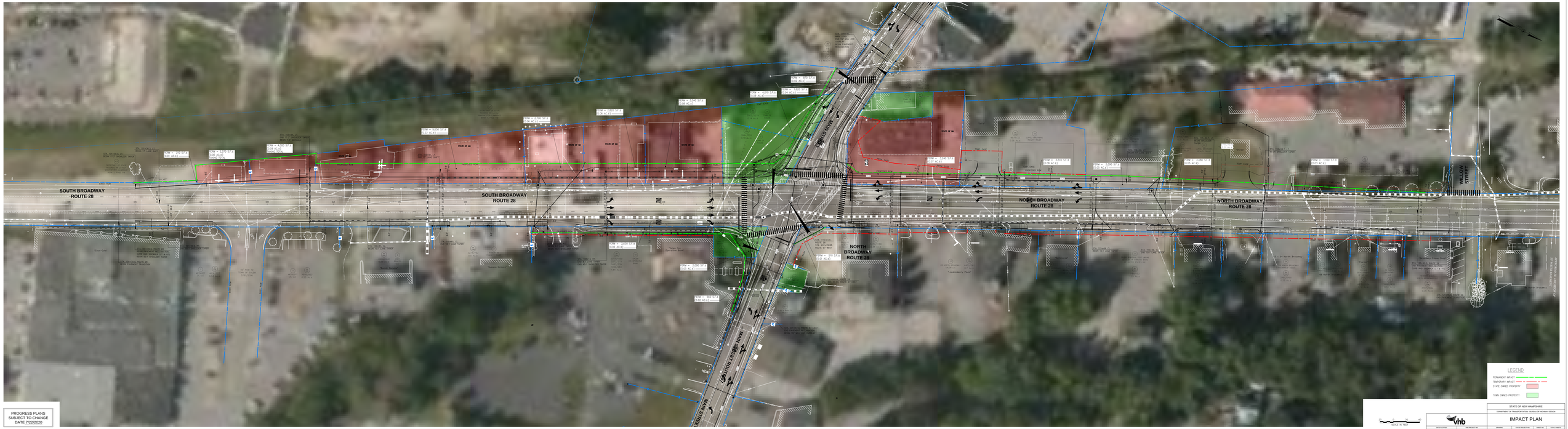

PROGRESS PLANS
SUBJECT TO CHANGE
DATE: 7/22/2020

STATE OF NEW HAMPSHIRE
DEPARTMENT OF TRANSPORTATION, BUREAU OF HIGHWAY DESIGN

vhb

IMPACT PLAN

DATE PLOTTED	PROJECT NO.	DRAWING	STATE PROJECT NO.	SHEET NO.	TOTAL SHEETS
22-Jul-20	52123.00	GEN-ROLL	13534	1	1

Tables

Table 1
Nearby Properties and Concerns
Salem Depot Intersection Project
Salem, New Hampshire

Plan Number	Tax Map/Lot	Description	Address	NHDES Master ID(s)	Database Listing(s)	Regulatory Status	Construction Recommendation
12	89/1085	Town of Salem	1 SO BROADWAY	N/A	N/A	N/A	No Action.
1	89/938	Coca-Cola Bottling Company	23 SO BROADWAY	5288	Hazardous Waste Generator	Declassified	Construction Monitoring.
					UST/UIC	4 Permanently Closed 1991-1997.	
					LUST	**Active - GWP issued in 2016.**	
2	89/1066	Not Just Curtains (former Psychic Reading)	28 SO BROADWAY	N/A	N/A	N/A	No Action.
3	89/1089	Stateline Tickets	26 SO BROADWAY	N/A	N/A	N/A	No Action.
5	89/1090	Berge's Real Estate	22 SO BROADWAY	N/A	N/A	N/A	LSI Conducted (No soil/groundwater contamination identified) but Construction Monitoring recommended.
6	89/1087	Dunkin Donuts	17 SO BROADWAY	N/A	N/A	N/A	Construction Monitoring due to GMZ on adjacent parcel (Master ID 5234).
8	89/1092	Daisy Cleaners	14 SO BROADWAY	18489	Hazardous Waste Generator	Inactive 2013	Regulator Contact to discuss handling of soi/groundwater during construction and Construction Monitoring
					UIC	NA	
					Hazardous Waste Project	**Active- GWP issued in 2004 (expired). NON issued in 2015.**	
9	89/1093	Coldwell Banker	8 SO BROADWAY	N/A	N/A	N/A	Construction Monitoring
11	89/1094	Commercial Rental Property	4 SO BROADWAY	5233	UST	Closed in Place Prior to 1986.	LSI Conducted. USTs to be removed prior to construction. Construction Monitoring recommended.
7	89/1086	Camires Gulf/Cumberland Farms	13 SO BROADWAY	5234/58118	Hazardous Waste Generator	Inactive 2011	Construction Monitoring.
					UST	6 Permanently Closed 1998	
					LUST	Closed 2019	
				46626	Hazardous Waste Generator (Former Mineke)	Inactive 2006	
4	89/1088	Coca-Cola	19 SO BROADWAY	46671	Hazardous Waste Generator (Former Central Refurbishing)	Inactive 1999	No Action.
17	89/1169	Londonderry Pianos (former Sovereign Bank)	20 NO BROADWAY	59035	On-Premise Use of Fuel Oil (UST)	Closed 2004	No Action At This Time (Groundwater tested and was below AGQS).
					Hazardous Waste Generator	Inactive 2004	
19	89/1168	DeColores Books & Gifts	34 NO BROADWAY	N/A	N/A	N/A	No Action.
18	89/1150	Sal's Pizza	29 NO BROADWAY	N/A	N/A	N/A	No Action.
21	89/1167	VFW Post	42 NO BROADWAY	N/A	N/A	N/A	Construction Monitoring
20	89/1152	The Olde Garden Gate Antiques (former Portland Glass)	39 NO BROADWAY	14006/ 46578	Hazardous Waste Project	Regulatory Action Completed - DES File Closed 1997	No Action At This Time (DES correspondence from 1997 indicates that all soil and groundwater was below AGQS and RCMP standards).
					Hazardous Waste Generator	Inactive 1999	
23	89/1166	Dentist Office	48 NO BROADWAY	N/A	N/A	N/A	Construction Monitoring
22	89/1153	Former Sullivan Fuel	49 NO BROADWAY	14022	Hazardous Waste Generator	Inactive 2002	Construction Monitoring due to Naphthalene above AGQS.
					AST	6 Perm. Closed 1994	
					UST	4 Perm. Closed 2002	
					LUST	**Active- GWP issued 2013.**	

Table 1
Nearby Properties and Concerns
Salem Depot Intersection Project
Salem, New Hampshire

Plan Number	Tax Map/Lot	Description	Address	NHDES Master ID(s)	Database Listing(s)	Regulatory Status	Construction Recommendation
24	89/1165	Lion's Den Tattoo Parlor	54 NO BROADWAY	46555	Hazardous Waste Generator	Inactive 1999	Construction Monitoring
26	89/1162	Costa's European Hair Salon	64 NO BROADWAY	N/A	N/A	N/A	Construction Monitoring
27	89/1161	Stein, Ralph	66 NO BROADWAY	N/A	N/A	N/A	Construction Monitoring
28	89/1160	Gaudette, Alphonse	70 NO BROADWAY	N/A	N/A	N/A	Construction Monitoring
29	89/1159	McGrath, Mark	72 NO BROADWAY	N/A	N/A	N/A	Construction Monitoring
25	89/1154	Dodge Grain Agway	59 NO BROADWAY	46568	Hazardous Waste Generator	Inactive 1999	No Action At This Time (On-Site storage does not appear to warrant ISA).
	89/1157	Psychic Readings	88 NO BROADWAY	N/A	N/A	N/A	Construction Monitoring
15	89/1170	Sunoco Gas and Service Station	2 NO BROADWAY	46574	Hazardous Waste Generator (JJM Auto Service)	Inactive	Construction Monitoring (Case recently closed).
				5301	Hazardous Waste Generator (Sunoco)	Inactive 2005	
					UST	3 Active, 7 Perm. Closed 1990, 2014 & 2016	
					LUST	Closed 2013	
n/a	89/1171	Vacant Lot	99 MAIN ST	14010	Site Evaluation	Closed 1998	Construction Monitoring
n/a	89/1147	Tuscan Kitchen	67 MAIN ST	N/A	N/A	N/A	No Action.
n/a	89/1148	Former Railroad Station	81 MAIN ST	65719	Hazardous Waste Generator	Lead Paint - Inactive 2008	No Action At This Time (Based on historical use of property, drain does not appear to warrant additional investigation).
16	89/1149	Mini Mall	75 E BROADWAY (1 N BROADWAY)	46553/ 16550	Hazardous Waste Generator	Inactive 2011	No Action.
n/a	89/1172	Retail Stores	101 MAIN ST	N/A	N/A	N/A	Construction Monitoring
n/a	89/1097	China Star	76 MAIN ST	N/A	N/A	N/A	No Action.
n/a	89/1173	Masonic Temple	107 MAIN ST	46527	Hazardous Waste Generator	Inactive 1999	Construction Monitoring (located in area with history of contamination).
14	89/1096	TM Cellular	90 MAIN ST	55601	Hazardous Waste Generator	Inactive 2005	No Action.
13	89/1095	Former Getty Station	2 SO BROADWAY	5253	Hazardous Waste Generator	Declassified 2007	Regulator Contact to obtain missing files with soil and groundwater data. Construction Monitoring
					UST	5 Perm. Closed 1992-1998.	
					LUST	Closed 2004	
10	89/1084	Salem Co-Op Bank	3 SO BROADWAY	14011	Hazardous Waste Generator	Inactive 2007	Construction Monitoring (Case was recently closed).
					On-Premise Use of Fuel Oil	Closed 2014	
n/f	151/12213	Railroad Right-of-Way	S BROADWAY	N/A	N/A	N/A	Construction Monitoring (railroads typically source of fill of unknown origin, arsenic from ties, metals and pesticides from vegetation management, etc.)

= LSI Conducted
= Regulator Contact Recommendation
= Construction Monitoring Recommendation

Notes:
GPR = Ground-penetrating Radar
GWP = Groundwater Permit
LSI = Limited Site Investigation
LUST = Leaking UST
PSI = Preliminary Site Investigation
UIC = Underground Injection Control
UST = Underground Storage Tank

Table 2
Summary of Soil Pre-Characterization Analytical Results
Salem Depot
Salem, New Hampshire

LOCATION			SB-1	SB-2	SB-3	SB-4	SB-5	SB-6	SB-7	SB-8	SB-9	SB-10	SB-11	SB-12	SB-13	SB-14	SB-15	SB-15	SB-16
SAMPLING DATE			2/18/2020	2/18/2020	2/24/2020	2/18/2020	2/24/2020	2/18/2020	2/18/2020	2/18/2020	2/19/2020	2/19/2020	2/19/2020	2/19/2020	2/24/2020	2/19/2020	2/19/2020	2/19/2020	2/19/2020
LAB SAMPLE ID	NH-SRS	Units	L2007596-01	L2007596-02	L2008252-01	L2007596-03	L2008252-02	L2007596-04	L2007596-05	L2008252-03	L2007596-07	L2007596-08	L2007596-09	L2007596-10	L2008252-04	L2007596-11	L2007596-12	L2007596-12 R1	L2007596-13
SAMPLE DEPTH (ft.)			0-3	0-3	0-10	0-4	0-8	0-6	0-6	0-10	0-6	0-6	0-6	0-6	0-10	0-6	0-6	0-6	0-6
PID Reading (ppmV)			0.0	0.0	0.0	0.0	0.0	0.0	0.4	0.9	0.6	0.4	0.0	0.0	0.0	211.5	466.5	466.5	617.4
General Chemistry																			
Cyanide, Reactive	NE	mg/kg	ND(10)	ND(10)	ND(10)	ND(10)	ND(10)	ND(10)	ND(10)	ND(10)	ND(10)	ND(10)	ND(10)	ND(10)	ND(10)	ND(10)	ND(10)	-	ND(10)
pH (H)	NE	SU	6.4	6.6	6.4	6	7.5	6.2	6.6	7	6.5	6.7	5.3	7.9	6.7	6.8	7.1	-	7.5
Solids, Total	NE	%	90.4	86.7	85.3	86.8	86.6	77.7	87.8	87.7	81.4	83.6	83.8	87.4	88.8	84.4	82.8	-	74.7
Specific Conductance @ 25 C	NE	umhos/cm	70	190	31	110	34	88	42	23	93	24	170	100	19	190	190	-	120
Sulfide, Reactive	NE	mg/kg	ND(10)	ND(10)	ND(10)	ND(10)	ND(10)	ND(10)	ND(10)	ND(10)	ND(10)	ND(10)	ND(10)	ND(10)	ND(10)	ND(10)	ND(10)	-	ND(10)
Ignitability of Solids																			
Ignitability	NE	N/I	NI	NI	NI	NI	NI	NI	NI	NI	NI	NI	NI	NI	NI	NI	NI	-	NI
Petroleum Hydrocarbon Quantitation																			
TPH (C10-C36)	10000	mg/kg	ND(35.9)	107	198	68.9	88.2	127	58.1	48.2	80.1	ND(38.5)	55.5	136	ND(36)	990	2060	-	1500
Polychlorinated Biphenyls by GC																			
Aroclor 1016	1	mg/kg	ND(0.0357)	ND(0.0371)	ND(0.0379)	ND(0.0375)	ND(0.0362)	ND(0.0411)	ND(0.0364)	ND(0.0359)	ND(0.039)	ND(0.0391)	ND(0.0388)	ND(0.0359)	ND(0.0364)	ND(0.0389)	ND(0.0393)	-	ND(0.0422)
Aroclor 1221	1	mg/kg	ND(0.0357)	ND(0.0371)	ND(0.0379)	ND(0.0375)	ND(0.0362)	ND(0.0411)	ND(0.0364)	ND(0.0359)	ND(0.039)	ND(0.0391)	ND(0.0388)	ND(0.0359)	ND(0.0364)	ND(0.0389)	ND(0.0393)	-	ND(0.0422)
Aroclor 1232	1	mg/kg	ND(0.0357)	ND(0.0371)	ND(0.0379)	ND(0.0375)	ND(0.0362)	ND(0.0411)	ND(0.0364)	ND(0.0359)	ND(0.039)	ND(0.0391)	ND(0.0388)	ND(0.0359)	ND(0.0364)	0.54	ND(0.0393)	-	ND(0.0422)
Aroclor 1242	1	mg/kg	ND(0.0357)	ND(0.0371)	ND(0.0379)	ND(0.0375)	ND(0.0362)	ND(0.0411)	ND(0.0364)	ND(0.0359)	ND(0.039)	ND(0.0391)	ND(0.0388)	ND(0.0359)	ND(0.0364)	ND(0.0389)	ND(0.0393)	-	ND(0.0422)
Aroclor 1248	1	mg/kg	ND(0.0357)	ND(0.0371)	ND(0.0379)	ND(0.0375)	ND(0.0362)	ND(0.0411)	ND(0.0364)	ND(0.0359)	ND(0.039)	ND(0.0391)	ND(0.0388)	ND(0.0359)	ND(0.0364)	ND(0.0389)	ND(0.0393)	-	ND(0.0422)
Aroclor 1254	1	mg/kg	ND(0.0357)	ND(0.0371)	ND(0.0379)	ND(0.0375)	ND(0.0362)	ND(0.0411)	ND(0.0364)	ND(0.0359)	ND(0.039)	ND(0.0391)	ND(0.0388)	ND(0.0359)	ND(0.0364)	ND(0.0389)	ND(0.0393)	-	ND(0.0422)
Aroclor 1260	1	mg/kg	ND(0.0357)	ND(0.0371)	ND(0.0379)	ND(0.0375)	ND(0.0362)	ND(0.0411)	ND(0.0364)	ND(0.0359)	ND(0.039)	ND(0.0391)	ND(0.0388)	ND(0.0359)	ND(0.0364)	ND(0.0389)	ND(0.0393)	-	ND(0.0422)
Aroclor 1262	1	mg/kg	ND(0.0357)	ND(0.0371)	ND(0.0379)	ND(0.0375)	ND(0.0362)	ND(0.0411)	ND(0.0364)	ND(0.0359)	ND(0.039)	ND(0.0391)	ND(0.0388)	ND(0.0359)	ND(0.0364)	ND(0.0389)	ND(0.0393)	-	ND(0.0422)
Aroclor 1268	1	mg/kg	ND(0.0357)	ND(0.0371)	ND(0.0379)	ND(0.0375)	ND(0.0362)	ND(0.0411)	ND(0.0364)	ND(0.0359)	ND(0.039)	ND(0.0391)	ND(0.0388)	ND(0.0359)	ND(0.0364)	ND(0.0389)	ND(0.0393)	-	ND(0.0422)
PCBs, Total	1	mg/kg	ND(0.0357)	ND(0.0371)	ND(0.0379)	ND(0.0375)	ND(0.0362)	ND(0.0411)	ND(0.0364)	ND(0.0359)	ND(0.039)	ND(0.0391)	ND(0.0388)	ND(0.0359)	ND(0.0364)	0.54	ND(0.0393)	-	ND(0.0422)
Semivolatile Organics by GC/MS																			
1,2,4-Trichlorobenzene	19	mg/kg	ND(0.18)	ND(0.19)	ND(0.95)	ND(0.19)	ND(0.19)	ND(0.21)	ND(0.18)	ND(0.19)	ND(0.2)	ND(0.2)	ND(0.2)	ND(0.19)	ND(0.92)	ND(0.19)	ND(2)	-	ND(2.2)
1,2-Dichlorobenzene	88	mg/kg	ND(0.18)	ND(0.19)	ND(0.95)	ND(0.19)	ND(0.19)	ND(0.21)	ND(0.18)	ND(0.19)	ND(0.2)	ND(0.2)	ND(0.2)	ND(0.19)	ND(0.92)	ND(0.19)	ND(2)	-	ND(2.2)
1,3-Dichlorobenzene	150	mg/kg	ND(0.18)	ND(0.19)	ND(0.95)	ND(0.19)	ND(0.19)	ND(0.21)	ND(0.18)	ND(0.19)	ND(0.2)	ND(0.2)	ND(0.2)	ND(0.19)	ND(0.92)	ND(0.19)	ND(2)	-	ND(2.2)
1,4-Dichlorobenzene	7	mg/kg	ND(0.18)	ND(0.19)	ND(0.95)	ND(0.19)	ND(0.19)	ND(0.21)	ND(0.18)	ND(0.19)	ND(0.2)	ND(0.2)	ND(0.2)	ND(0.19)	ND(0.92)	ND(0.19)	ND(2)	-	ND(2.2)
1-Methylnaphthalene	NE	mg/kg	ND(0.18)	ND(0.19)	ND(0.95)	ND(0.19)	ND(0.19)	ND(0.21)	ND(0.18)	ND(0.19)	ND(0.2)	ND(0.2)	ND(0.2)	ND(0.19)	ND(0.92)	0.37	20	-	5.6
2,4,5-Trichlorophenol	24	mg/kg	ND(0.18)	ND(0.19)	ND(0.95)	ND(0.19)	ND(0.19)	ND(0.21)	ND(0.18)	ND(0.19)	ND(0.2)	ND(0.2)	ND(0.2)	ND(0.19)	ND(0.92)	ND(0.19)	ND(2)	-	ND(2.2)
2,4,6-Trichlorophenol	0.7	mg/kg	ND(0.11)	ND(0.11)	ND(0.57)	ND(0.11)	ND(0.11)	ND(0.12)	ND(0.11)	ND(0.11)	ND(0.12)	ND(0.12)	ND(0.12)	ND(0.11)	ND(0.55)	ND(0.12)	**ND(1.2)**	-	**ND(1.3)**
2,4-Dichlorophenol	0.7	mg/kg	ND(0.16)	ND(0.17)	**ND(0.85)**	ND(0.17)	ND(0.17)	ND(0.19)	ND(0.17)	ND(0.17)	ND(0.18)	ND(0.18)	ND(0.18)	ND(0.17)	**ND(0.83)**	ND(0.18)	**ND(1.8)**	-	**ND(2)**
2,4-Dimethylphenol	4	mg/kg	ND(0.18)	ND(0.19)	ND(0.95)	ND(0.19)	ND(0.19)	ND(0.21)	ND(0.18)	ND(0.19)	ND(0.2)	ND(0.2)	ND(0.2)	ND(0.19)	ND(0.92)	ND(0.19)	ND(2)	-	ND(2.2)
2,4-Dinitrophenol	0.7	mg/kg	**ND(0.86)**	**ND(0.91)**	**ND(4.6)**	**ND(0.9)**	**ND(0.91)**	**ND(1)**	**ND(0.89)**	**ND(0.91)**	**ND(0.96)**	**ND(0.95)**	**ND(0.95)**	**ND(0.91)**	**ND(4.4)**	**ND(0.94)**	**ND(9.6)**	-	**ND(10)**
2,4-Dinitrotoluene	0.7	mg/kg	ND(0.18)	ND(0.19)	**ND(0.95)**	ND(0.19)	ND(0.19)	ND(0.21)	ND(0.18)	ND(0.19)	ND(0.2)	ND(0.2)	ND(0.2)	ND(0.19)	**ND(0.92)**	ND(0.19)	**ND(2)**	-	**ND(2.2)**
2,6-Dinitrotoluene	NE	mg/kg	ND(0.18)	ND(0.19)	ND(0.95)	ND(0.19)	ND(0.19)	ND(0.21)	ND(0.18)	ND(0.19)	ND(0.2)	ND(0.2)	ND(0.2)	ND(0.19)	ND(0.92)	ND(0.19)	ND(2)	-	ND(2.2)
2-Chloronaphthalene	NE	mg/kg	ND(0.18)	ND(0.19)	ND(0.95)	ND(0.19)	ND(0.19)	ND(0.21)	ND(0.18)	ND(0.19)	ND(0.2)	ND(0.2)	ND(0.2)	ND(0.19)	ND(0.92)	ND(0.19)	ND(2)	-	ND(2.2)
2-Chlorophenol	2	mg/kg	ND(0.18)	ND(0.19)	ND(0.95)	ND(0.19)	ND(0.19)	ND(0.21)	ND(0.18)	ND(0.19)	ND(0.2)	ND(0.2)	ND(0.2)	ND(0.19)	ND(0.92)	ND(0.19)	**ND(2)**	-	**ND(2.2)**
2-Methylnaphthalene	96	mg/kg	ND(0.21)	ND(0.23)	ND(1.1)	ND(0.22)	ND(0.23)	ND(0.25)	ND(0.22)	ND(0.23)	ND(0.24)	ND(0.24)	ND(0.24)	ND(0.23)	ND(1.1)	0.59	34	-	11
2-Methylphenol	0.9	mg/kg	ND(0.18)	ND(0.19)	**ND(0.95)**	ND(0.19)	ND(0.19)	ND(0.21)	ND(0.18)	ND(0.19)	ND(0.2)	ND(0.2)	ND(0.2)	ND(0.19)	**ND(0.92)**	ND(0.19)	**ND(2)**	-	**ND(2.2)**
2-Nitroaniline	NE	mg/kg	ND(0.18)	ND(0.19)	ND(0.95)	ND(0.19)	ND(0.19)	ND(0.21)	ND(0.18)	ND(0.19)	ND(0.2)	ND(0.2)	ND(0.2)	ND(0.19)	ND(0.92)	ND(0.19)	ND(2)	-	ND(2.2)
2-Nitrophenol	NE	mg/kg	ND(0.39)	ND(0.41)	ND(2)	ND(0.4)	ND(0.41)	ND(0.45)	ND(0.4)	ND(0.41)	ND(0.43)	ND(0.43)	ND(0.43)	ND(0.41)	ND(2)	ND(0.42)	ND(4.3)	-	ND(4.7)
3,3'-Dichlorobenzidine	0.7	mg/kg	ND(0.18)	ND(0.19)	**ND(0.95)**	ND(0.19)	ND(0.19)	ND(0.21)	ND(0.18)	ND(0.19)	ND(0.2)	ND(0.2)	ND(0.2)	ND(0.19)	**ND(0.92)**	ND(0.19)	**ND(2)**	-	**ND(2.2)**
3-Methylphenol/4-Methylphenol	0.7	mg/kg	ND(0.26)	ND(0.27)	**ND(1.4)**	ND(0.27)	ND(0.27)	ND(0.3)	ND(0.27)	ND(0.27)	ND(0.29)	ND(0.28)	ND(0.28)	ND(0.27)	**ND(1.3)**	ND(0.28)	**ND(2.9)**	-	**ND(3.1)**
3-Nitroaniline	NE	mg/kg	ND(0.18)	ND(0.19)	ND(0.95)	ND(0.19)	ND(0.19)	ND(0.21)	ND(0.18)	ND(0.19)	ND(0.2)	ND(0.2)	ND(0.2)	ND(0.19)	ND(0.92)	ND(0.19)	ND(2)	-	ND(2.2)
4,6-Dinitro-o-cresol	NE	mg/kg	ND(0.46)	ND(0.49)	ND(2.5)	ND(0.48)	ND(0.49)	ND(0.54)	ND(0.48)	ND(0.49)	ND(0.52)	ND(0.51)	ND(0.52)	ND(0.49)	ND(2.4)	ND(0.51)	ND(5.2)	-	ND(5.7)
4-Bromophenyl phenyl ether	NE	mg/kg	ND(0.18)	ND(0.19)	ND(0.95)	ND(0.19)	ND(0.19)	ND(0.21)	ND(0.18)	ND(0.19)	ND(0.2)	ND(0.2)	ND(0.2)	ND(0.19)	ND(0.92)	ND(0.19)	ND(2)	-	ND(2.2)
4-Chloroaniline	1.3	mg/kg	ND(0.18)	ND(0.19)	ND(0.95)	ND(0.19)	ND(0.19)	ND(0.21)	ND(0.18)	ND(0.19)	ND(0.2)	ND(0.2)	ND(0.2)	ND(0.19)	ND(0.92)	ND(0.19)	**ND(2)**	-	**ND(2.2)**
4-Chlorophenyl phenyl ether	NE	mg/kg	ND(0.18)	ND(0.19)	ND(0.95)	ND(0.19)	ND(0.19)	ND(0.21)	ND(0.18)	ND(0.19)	ND(0.2)	ND(0.2)	ND(0.2)	ND(0.19)	ND(0.92)	ND(0.19)	ND(2)	-	ND(2.2)
4-Nitroaniline	NE	mg/kg	ND(0.18)	ND(0.19)	ND(0.95)	ND(0.19)	ND(0.19)	ND(0.21)	ND(0.18)	ND(0.19)	ND(0.2)	ND(0.2)	ND(0.2)	ND(0.19)	ND(0.92)	ND(0.19)	ND(2)	-	ND(2.2)
4-Nitrophenol	NE	mg/kg	ND(0.25)	ND(0.26)	ND(1.3)	ND(0.26)	ND(0.26)	ND(0.29)	ND(0.26)	ND(0.26)	ND(0.28)	ND(0.28)	ND(0.28)	ND(0.26)	ND(1.3)	ND(0.27)	ND(2.8)	-	ND(3)
Acenaphthene	340	mg/kg	ND(0.14)	ND(0.15)	ND(0.76)	ND(0.15)	ND(0.15)	ND(0.17)	ND(0.15)	ND(0.15)	ND(0.16)	ND(0.16)	ND(0.16)	ND(0.15)	ND(0.74)	ND(0.16)	53	-	ND(1.7)
Acenaphthylene	490	mg/kg	ND(0.14)	ND(0.15)	ND(0.76)	0.21	ND(0.15)	0.22	ND(0.15)	ND(0.15)	ND(0.16)	ND(0.16)	ND(0.16)	ND(0.15)	ND(0.74)	ND(0.16)	1.8	-	ND(1.7)
Aniline	NE	mg/kg	ND(0.21)	ND(0.23)	ND(1.1)	ND(0.22)	ND(0.23)	ND(0.25)	ND(0.22)	ND(0.23)	ND(0.24)	ND(0.24)	ND(0.24)	ND(0.23)	ND(1.1)	ND(0.23)	ND(2.4)	-	ND(2.6)
Anthracene	1000	mg/kg	ND(0.11)	ND(0.11)	ND(0.57)	ND(0.11)	ND(0.11)	0.13	ND(0.11)	ND(0.11)	ND(0.12)	ND(0.12)	ND(0.12)	ND(0.11)	ND(0.55)	ND(0.12)	9.3	-	ND(1.3)
Azobenzene	1	mg/kg	ND(0.18)	ND(0.19)	ND(0.95)	ND(0.19)	ND(0.19)	ND(0.21)	ND(0.18)	ND(0.19)	ND(0.2)	ND(0.2)	ND(0.2)	ND(0.19)	ND(0.92)	ND(0.19)	**ND(2)**	-	**ND(2.2)**
Benzidine	0.01	mg/kg	**ND(0.59)**	**ND(0.63)**	**ND(3.1)**	**ND(0.62)**	**ND(0.63)**	**ND(0.69)**	**ND(0.61)**	**ND(0.62)**	**ND(0.66)**	**ND(0.65)**	**ND(0.65)**	**ND(0.62)**	**ND(3)**	**ND(0.64)**	**ND(6.6)**	-	**ND(7.2)**
Benzo(a)anthracene	1	mg/kg	0.16	0.58	**2.3**	0.49	ND(0.11)	0.69	ND(0.11)	ND(0.11)	ND(0.12)	ND(0.12)	ND(0.12)	ND(0.11)	ND(0.55)	ND(0.12)	**8**	-	**ND(1.3)**
Benzo(a)pyrene	0.7	mg/kg	0.18	0.62	**2.5**	0.48	ND(0.15)	0.64	ND(0.15)	ND(0.15)	ND(0.16)	ND(0.16)	ND(0.16)	ND(0.15)	**ND(0.74)**	ND(0.16)	**3.8**	-	**ND(1.7)**
Benzo(b)fluoranthene	1	mg/kg	0.27	0.88	**3**	0.63	ND(0.11)	0.89	0.13	ND(0.11)	0.14	ND(0.12)	ND(0.12)	ND(0.11)	ND(0.55)	ND(0.12)	**5.7**	-	**ND(1.3)**
Benzo(ghi)perylene	NE	mg/kg	ND(0.14)	0.37	1.4	0.31	ND(0.15)	0.4	ND(0.15)	ND(0.15)	ND(0.16)	ND(0.16)	ND(0.16)	ND(0.15)	ND(0.74)	ND(0.16)	ND(1.6)	-	ND(1.7)
Benzo(k)fluoranthene	12	mg/kg	ND(0.11)	0.26	1.1	0.24	ND(0.11)	0.26	ND(0.11)	ND(0.11)	ND(0.12)	ND(0.12)	ND(0.12)	ND(0.11)	ND(0.55)	ND(0.12)	1.9	-	ND(1.3)
Benzoic Acid	350	mg/kg	ND(0.58)	ND(0.62)	ND(3.1)	ND(0.6)	ND(0.61)	ND(0.68)	ND(0.6)	ND(0.61)	ND(0.64)	ND(0.64)	ND(0.64)	ND(0.61)	ND(3)	ND(0.63)	ND(6.4)	-	ND(7.1)
Benzyl Alcohol	NE	mg/kg	ND(0.18)	ND(0.19)	ND(0.95)	ND(0.19)	ND(0.19)	ND(0.21)	ND(0.18)	ND(0.19)	ND(0.2)	ND(0.2)	ND(0.2)	ND(0.19)	ND(0.92)	ND(0.19)	ND(2)	-	ND(2.2)
Biphenyl	125	mg/kg	ND(0.41)	ND(0.43)	ND(2.2)	ND(0.42)	ND(0.43)	ND(0.48)	ND(0.42)	ND(0.43)	ND(0.46)	ND(0.45)	ND(0.45)	ND(0.43)	ND(2.1)	ND(0.44)	9.3	-	ND(5)
Bis(2-chloroethoxy)methane	NE	mg/kg	ND(0.19)	ND(0.2)	ND(1)	ND(0.2)	ND(0.2)	ND(0.22)	ND(0.2)	ND(0.2)	ND(0.22)	ND(0.21)	ND(0.21)	ND(0.2)	ND(1)	ND(0.21)	ND(2.2)	-	ND(2.4)
Bis(2-chloroethyl)ether	0.7	mg/kg	ND(0.16)	ND(0.17)	**ND(0.85)**	ND(0.17)	ND(0.17)	ND(0.19)	ND(0.17)	ND(0.17)	ND(0.18)	ND(0.18)	ND(0.18)	ND(0.17)	**ND(0.83)**	ND(0.18)	**ND(1.8)**	-	**ND(2)**
Bis(2-chloroisopropyl)ether	5	mg/kg	ND(0.21)	ND(0.23)	ND(1.1)	ND(0.22)	ND(0.23)	ND(0.25)	ND(0.22)	ND(0.23)	ND(0.24)	ND(0.24)	ND(0.24)	ND(0.23)	ND(1.1)	ND(0.23)	ND(2.4)	-	ND(2.6)
Bis(2-ethylhexyl)phthalate	72	mg/kg	ND(0.18)	ND(0.19)	ND(0.95)	ND(0.19)	ND(0.19)	ND(0.21)	ND(0.18)	ND(0.19)	ND(0.2)	ND(0.2)	ND(0.2)	ND(0.19)	ND(0.92)	ND(0.19)	ND(2)	-	ND(2.2)
Butyl benzyl phthalate	NE	mg/kg	ND(0.18)	ND(0.19)	ND(0.95)	ND(0.19)	ND(0.19)	ND(0.21)	ND(0.18)	ND(0.19)	ND(0.2)	ND(0.2)	ND(0.2)	ND(0.19)	ND(0.92)	ND(0.19)	ND(2)	-	ND(2.2)
Carbazole	NE	mg/kg	ND(0.18)	ND(0.19)	ND(0.95)	ND(0.19)	ND(0.19)	ND(0.21)	ND(0.18)	ND(0.19)	ND(0.2)	ND(0.2)	ND(0.2)	ND(0.19)	ND(0.92)	ND(0.19)	5	-	ND(2.2)
Chrysene	120	mg/kg	0.19	0.6	2.3	0.56	ND(0.11)	0.67	ND(0.11)	ND(0.11)	ND(0.12)	ND(0.12)	ND(0.12)	ND(0.11)	ND(0.55)	ND(0.12)	7	-	ND(1.3)
Di-n-butylphthalate	NE	mg/kg	ND(0.18)	ND(0.19)	ND(0.95)	ND(0.19)	ND(0.19)	ND(0.21)	ND(0.18)	ND(0.19)	ND(0.2)	ND(0.2)	ND(0.2)	ND(0.19)	ND(0.92)	ND(0.19)	ND(2)	-	ND(2.2)
Di-n-octylphthalate	NE	mg/kg	ND(0.18)	ND(0.19)	ND(0.95)	ND(0.19)	ND(0.19)	ND(0.21)	ND(0.18)	ND(0.19)	ND(0.2)	ND(0.2)	ND(0.2)	ND(0.19)	ND(0.92)	ND(0.19)	ND(2)	-	ND(2.2)
Dibenzo(a,h)anthracene	0.7	mg/kg	ND(0.11)	ND(0.11)	ND(0.57)	ND(0.11)	ND(0.11)	ND(0.12)	ND(0.11)	ND(0.11)	ND(0.12)	ND(0.12)	ND(0.12)	ND(0.11)	ND(0.55)	ND(0.12)	**ND(1.2)**	-	**ND(1.3)**
Dibenzofuran	NE	mg/kg	ND(0.18)	ND(0.19)	ND(0.95)	ND(0.19)	ND(0.19)	ND(0.21)	ND(0.18)	ND(0.19)	ND(0.2)	ND(0.2)	ND(0.2)	ND(0.19)	ND(0.92)	ND(0.19)	34	-	ND(2.2)
Diethyl phthalate	1000	mg/kg	ND(0.18)	ND(0.19)	ND(0.95)	ND(0.19)	ND(0.19)	ND(0.21)	ND(0.18)	ND(0.19)	ND(0.2)	ND(0.2)	ND(0.2)	ND(0.19)	ND(0.92)	ND(0.19)	ND(2)	-	ND(2.2)
Dimethyl phthalate	700	mg/kg	ND(0.18)	ND(0.19)	ND(0.95)	ND(0.19)	ND(0.19)	ND(0.21)	ND(0.18)	ND(0.19)	ND(0.2)	ND(0.2)	ND(0.2)	ND(0.19)	ND(0.92)	ND(0.19)	ND(2)	-	ND(2.2)
Fluoranthene	960	mg/kg	0.27	0.94	3.5	1	ND(0.11)	1	0.18	ND(0.11)	0.12	ND(0.12)	ND(0.12)	0.13	ND(0.55)	0.12	48	-	ND(1.3)
Fluorene	77	mg/kg	ND(0.18)	ND(0.19)	ND(0.95)	ND(0.19)	ND(0.19)	ND(0.21)	ND(0.18)	ND(0.19)	ND(0.2)	ND(0.2)	ND(0.2)	ND(0.19)	ND(0.92)	ND(0.19)	46	-	ND(2.2)
Hexachlorobenzene	0.8	mg/kg	ND(0.11)	ND(0.11)	ND(0.57)	ND(0.11)	ND(0.11)	ND(0.12)	ND(0.11)	ND(0.11)	ND(0.12)	ND(0.12)	ND(0.12)	ND(0.11)	ND(0.55)	ND(0.12)	**ND(1.2)**	-	**ND(1.3)**
Hexachlorobutadiene	17	mg/kg	ND(0.18)	ND(0.19)	ND(0.95)	ND(0.19)	ND(0.19)	ND(0.21)	ND(0.18)	ND(0.19)	ND(0.2)	ND(0.2)	ND(0.2)	ND(0.19)	ND(0.92)	ND(0.19)	ND(2)	-	ND(2.2)
Hexachlorocyclopentadiene	200	mg/kg	ND(0.51)	ND(0.54)	ND(2.7)	ND(0.53)	ND(0.54)	ND(0.6)	ND(0.53)	ND(0.54)	ND(0.57)	ND(0.56)	ND(0.57)	ND(0.54)	ND(2.6)	ND(0.56)	ND(5.7)	-	ND(6.2)
Hexachloroethane	0.7	mg/kg	ND(0.14)	ND(0.15)	**ND(0.76)**	ND(0.15)	ND(0.15)	ND(0.17)	ND(0.15)	ND(0.15)	ND(0.16)	ND(0.16)	ND(0.16)	ND(0.15)	**ND(0.74)**	ND(0.16)	**ND(1.6)**	-	**ND(1.7)**
Indeno(1,2,3-cd)pyrene	1	mg/kg	0.14	0.41	**1.5**	0.32	ND(0.15)	0.43	ND(0.15)	ND(0.15)	ND(0.16)	ND(0.16)	ND(0.16)	ND(0.15)	ND(0.74)	ND(0.16)	**ND(1.6)**	-	**ND(1.7)**
Isophorone	1	mg/kg	ND(0.16)	ND(0.17)	ND(0.85)	ND(0.17)	ND(0.17)	ND(0.19)	ND(0.17)	ND(0.17)	ND(0.18)	ND(0.18)	ND(0.18)	ND(0.17)	ND(0.83)	ND(0.18)	**ND(1.8)**	-	**ND(2)**
n-Nitrosodi-n-propylamine	NE	mg/kg	ND(0.18)	ND(0.19)	ND(0.95)	ND(0.19)	ND(0.19)	ND(0.21)	ND(0.18)	ND(0.19)	ND(0.2)	ND(0.2)	ND(0.2)	ND(0.19)	ND(0.92)	ND(0.19)	ND(2)	-	ND(2.2)
n-Nitrosodimethylamine	NE	mg/kg	ND(0.36)	ND(0.38)	ND(1.9)	ND(0.37)	ND(0.38)	ND(0.42)	ND(0.37)	ND(0.38)	ND(0.4)	ND(0.39)	ND(0.4)	ND(0.38)	ND(1.8)	ND(0.39)	ND(4)	-	ND(4.4)
Naphthalene	20*	mg/kg	ND(0.18)	ND(0.19)	ND(0.95)	ND(0.19)	ND(0.19)	ND(0.21)	ND(0.18)	ND(0.19)	ND(0.2)	ND(0.2)	ND(0.2)	ND(0.19)	ND(0.92)	0.51	**82**	**77**	13
NDPA/DPA	NE	mg/kg	ND(0.14)	ND(0.15)	ND(0.76)	ND(0.15)	ND(0.15)	ND(0.17)	ND(0.15)	ND(0.15)	ND(0.16)	ND(0.16)	ND(0.16)	ND(0.15)	ND(0.74)	ND(0.16)	ND(1.6)	-	ND(1.7)
Nitrobenzene	NE	mg/kg	ND(0.16)	ND(0.17)	ND(0.85)	ND(0.17)	ND(0.17)	ND(0.19)	ND(0.17)	ND(0.17)	ND(0.18)	ND(0.18)	ND(0.18)	ND(0.17)	ND(0.83)	ND(0.18)	ND(1.8)	-	ND(2)
p-Chloro-m-cresol	NE	mg/kg	ND(0.18)	ND(0.19)	ND(0.95)	ND(0.19)	ND(0.19)	ND(0.21)	ND(0.18)	ND(0.19)	ND(0.2)	ND(0.2)	ND(0.2)	ND(0.19)	ND(0.92)	ND(0.19)	ND(2)	-	ND(2.2)
Pentachlorophenol	3	mg/kg	ND(0.14)	ND(0.15)	ND(0.76)	ND(0.15)	ND(0.15)	ND(0.17)	ND(0.15)	ND(0.15)	ND(0.16)	ND(0.16)	ND(0.16)	ND(0.15)	ND(0.74)	ND(0.16)	ND(1.6)	-	ND(1.7)
Phenanthrene	NE	mg/kg	ND(0.11)	0.4	1	0.53	ND(0.11)	0.39	ND(0.11)	ND(0.11)	ND(0.12)	ND(0.12)	ND(0.12)	ND(0.11)	ND(0.55)	ND(0.12)	110	110	ND(1.3)
Phenol	56	mg/kg	ND(0.18)	ND(0.19)	ND(0.95)	ND(0.19)	ND(0.19)	ND(0.21)	ND(0.18)	ND(0.19)	ND(0.2)	ND(0.2)	ND(0.2)	ND(0.19)	ND(0.92)	ND(0.19)	ND(2)	-	ND(2.2)
Pyrene	720	mg/kg	0.26	0.86	3.3	0.98	ND(0.11)	1	0.16	ND(0.11)	ND(0.12)	ND(0.12)	ND(0.12)	0.12	ND(0.55)	0.12	29	-	ND(1.3)
Pyridine	NE	mg/kg	ND(0.19)	ND(0.2)	ND(1)	ND(0.2)	ND(0.2)	ND(0.22)	ND(0.2)	ND(0.2)	ND(0.22)	ND(0.21)	ND(0.21)	ND(0.2)	ND(1)	ND(0.21)	ND(2.2)	-	ND(2.4)
Total sVOCs	NE		1.47	5.92	21.9	5.75	-	6.72	0.47	-	0.26	-	-	0.25	-	1.71	507.8	187	29.6

Table 2
Summary of Soil Pre-Characterization Analytical Results
Salem Depot
Salem, New Hampshire

LOCATION	NH-SRS	Units	SB-1	SB-2	SB-3	SB-4	SB-5	SB-6	SB-7	SB-8	SB-9	SB-10	SB-11	SB-12	SB-13	SB-14	SB-15	SB-15	SB-16
SAMPLING DATE			2/18/2020	2/18/2020	2/24/2020	2/18/2020	2/24/2020	2/18/2020	2/18/2020	2/18/2020	2/19/2020	2/19/2020	2/19/2020	2/19/2020	2/24/2020	2/19/2020	2/19/2020	2/19/2020	2/19/2020
LAB SAMPLE ID			L2007596-01	L2007596-02	L2008252-01	L2007596-03	L2008252-02	L2007596-04	L2007596-05	L2008252-03	L2007596-07	L2007596-08	L2007596-09	L2007596-10	L2008252-04	L2007596-11	L2007596-12	L2007596-12 R1	L2007596-13
SAMPLE DEPTH (ft.)			0-3	0-3	0-10	0-4	0-8	0-6	0-6	0-10	0-6	0-6	0-6	0-6	0-10	0-6	0-6	0-6	0-6
PID Reading (ppmV)			0.0	0.0	0.0	0.0	0.0	0.0	0.4	0.9	0.6	0.4	0.0	0.0	0.0	211.5	466.5	466.5	617.4
Total Metals																			
Arsenic, Total	11	mg/kg	5.21	4.54	3.2	3.5	4.09	9.41	5.16	5.26	6.63	5.03	5.12	7.05	9.36	**15.2**	**18.7**	-	10.2
Barium, Total	1000	mg/kg	15.2	15.6	14.9	25.1	36	138	35.7	47.2	56.6	12.6	21.2	32.1	29.6	34.1	44.2	-	114
Cadmium, Total	33	mg/kg	ND(0.418)	ND(0.447)	ND(0.456)	ND(0.442)	ND(0.456)	ND(0.483)	ND(0.441)	ND(0.449)	ND(0.483)	ND(0.456)	ND(0.448)	ND(0.443)	ND(0.447)	ND(0.458)	ND(0.474)	-	ND(0.51)
Chromium, Total	NE	mg/kg	12.5	13.9	11	15.8	13	19.5	27.6	19.9	29.7	13.9	16	20.2	18.4	21.4	20.5	-	22
Lead, Total	400	mg/kg	52.4	24	20.2	18.6	99.3	341	86.9	28	118	5.1	19.3	178	15.3	12.6	41.4	-	82
Mercury, Total	7	mg/kg	ND(0.069)	ND(0.072)	ND(0.074)	ND(0.072)	0.123	0.204	0.411	0.343	0.13	ND(0.075)	ND(0.075)	0.095	ND(0.071)	ND(0.074)	ND(0.076)	-	0.086
Selenium, Total	180	mg/kg	ND(0.837)	ND(0.893)	ND(0.913)	ND(0.883)	ND(0.912)	ND(0.966)	ND(0.882)	ND(0.898)	ND(0.966)	ND(0.912)	ND(0.896)	ND(0.886)	ND(0.894)	ND(0.917)	ND(0.949)	-	ND(1.02)
Silver, Total	89	mg/kg	ND(0.418)	ND(0.447)	ND(0.456)	ND(0.442)	ND(0.456)	ND(0.483)	ND(0.441)	ND(0.449)	ND(0.483)	ND(0.456)	ND(0.448)	ND(0.443)	ND(0.447)	ND(0.458)	ND(0.474)	-	ND(0.51)
Volatile Organics by EPA 5035																			
1,1,1,2-Tetrachloroethane	0.8	mg/kg	ND(0.00048)	ND(0.00043)	ND(0.00044)	ND(0.00045)	ND(0.00048)	ND(0.00064)	ND(0.0004)	ND(0.026)	ND(0.00042)	ND(0.00043)	ND(0.00054)	ND(0.00055)	ND(0.00035)	ND(0.026)	ND(0.62)	-	ND(0.37)
1,1,1-Trichloroethane	78	mg/kg	ND(0.00048)	ND(0.00043)	ND(0.00044)	ND(0.00045)	ND(0.00048)	ND(0.00064)	ND(0.0004)	ND(0.026)	ND(0.00042)	ND(0.00043)	ND(0.00054)	ND(0.00055)	ND(0.00035)	ND(0.026)	ND(0.62)	-	ND(0.37)
1,1,2,2-Tetrachloroethane	4	mg/kg	ND(0.00048)	ND(0.00043)	ND(0.00044)	ND(0.00045)	ND(0.00048)	ND(0.00064)	ND(0.0004)	ND(0.026)	ND(0.00042)	ND(0.00043)	ND(0.00054)	ND(0.00055)	ND(0.00035)	ND(0.026)	ND(0.62)	-	ND(0.37)
1,1,2-Trichloroethane	0.1	mg/kg	ND(0.00096)	ND(0.00086)	ND(0.00088)	ND(0.0009)	ND(0.00096)	ND(0.0013)	ND(0.0008)	ND(0.053)	ND(0.00084)	ND(0.00087)	ND(0.0011)	ND(0.0011)	ND(0.0007)	ND(0.052)	**ND(1.2)**	-	**ND(0.74)**
1,1-Dichloroethane	3	mg/kg	ND(0.00096)	ND(0.00086)	ND(0.00088)	ND(0.0009)	ND(0.00096)	ND(0.0013)	ND(0.0008)	ND(0.053)	ND(0.00084)	ND(0.00087)	ND(0.0011)	ND(0.0011)	ND(0.0007)	ND(0.052)	ND(1.2)	-	ND(0.74)
1,1-Dichloroethene	14	mg/kg	ND(0.00096)	ND(0.00086)	ND(0.00088)	ND(0.0009)	ND(0.00096)	ND(0.0013)	ND(0.0008)	ND(0.053)	ND(0.00084)	ND(0.00087)	ND(0.0011)	ND(0.0011)	ND(0.0007)	ND(0.052)	ND(1.2)	-	ND(0.74)
1,1-Dichloropropene	NE	mg/kg	ND(0.00048)	ND(0.00043)	ND(0.00044)	ND(0.00045)	ND(0.00048)	ND(0.00064)	ND(0.0004)	ND(0.026)	ND(0.00042)	ND(0.00043)	ND(0.00054)	ND(0.00055)	ND(0.00035)	ND(0.026)	ND(0.62)	-	ND(0.37)
1,2,3-Trichlorobenzene	NE	mg/kg	ND(0.0019)	ND(0.0017)	ND(0.0018)	ND(0.0018)	ND(0.0019)	ND(0.0026)	ND(0.0016)	ND(0.1)	ND(0.0017)	ND(0.0017)	ND(0.0022)	ND(0.0022)	ND(0.0014)	ND(0.1)	ND(2.5)	-	ND(1.5)
1,2,3-Trichloropropane	0.1	mg/kg	ND(0.0019)	ND(0.0017)	ND(0.0018)	ND(0.0018)	ND(0.0019)	ND(0.0026)	ND(0.0016)	**ND(0.1)**	ND(0.0017)	ND(0.0017)	ND(0.0022)	ND(0.0022)	ND(0.0014)	**ND(0.1)**	**ND(2.5)**	-	**ND(1.5)**
1,2,4-Trichlorobenzene	19	mg/kg	ND(0.0019)	ND(0.0017)	ND(0.0018)	ND(0.0018)	ND(0.0019)	ND(0.0026)	ND(0.0016)	ND(0.1)	ND(0.0017)	ND(0.0017)	ND(0.0022)	ND(0.0022)	ND(0.0014)	ND(0.1)	ND(2.5)	-	ND(1.5)
1,2,4-Trimethylbenzene	130	mg/kg	ND(0.0019)	ND(0.0017)	ND(0.0018)	ND(0.0018)	ND(0.0019)	ND(0.0026)	ND(0.0016)	ND(0.1)	ND(0.0017)	ND(0.0017)	ND(0.0022)	ND(0.0022)	ND(0.0014)	ND(0.1)	22	-	**170**
1,2-Dibromo-3-chloropropane	0.1	mg/kg	ND(0.0029)	ND(0.0026)	ND(0.0026)	ND(0.0027)	ND(0.0029)	ND(0.0038)	ND(0.0024)	**ND(0.16)**	ND(0.0025)	ND(0.0026)	ND(0.0032)	ND(0.0033)	ND(0.0021)	**ND(0.16)**	**ND(3.7)**	-	**ND(2.2)**
1,2-Dibromoethane	0.1	mg/kg	ND(0.00096)	ND(0.00086)	ND(0.00088)	ND(0.0009)	ND(0.00096)	ND(0.0013)	ND(0.0008)	ND(0.053)	ND(0.00084)	ND(0.00087)	ND(0.0011)	ND(0.0011)	ND(0.0007)	ND(0.052)	**ND(1.2)**	-	**ND(0.74)**
1,2-Dichlorobenzene	88	mg/kg	ND(0.0019)	ND(0.0017)	ND(0.0018)	ND(0.0018)	ND(0.0019)	ND(0.0026)	ND(0.0016)	ND(0.1)	ND(0.0017)	ND(0.0017)	ND(0.0022)	ND(0.0022)	ND(0.0014)	ND(0.1)	ND(2.5)	-	ND(1.5)
1,2-Dichloroethane	0.1	mg/kg	ND(0.00096)	ND(0.00086)	ND(0.00088)	ND(0.0009)	ND(0.00096)	ND(0.0013)	ND(0.0008)	ND(0.053)	ND(0.00084)	ND(0.00087)	ND(0.0011)	ND(0.0011)	ND(0.0007)	ND(0.052)	**ND(1.2)**	-	**ND(0.74)**
1,2-Dichloroethene, Total	NE	mg/kg	ND(0.00096)	ND(0.00086)	ND(0.00088)	ND(0.0009)	ND(0.00096)	ND(0.0013)	0.006	0.39	0.0096	0.0084	ND(0.0011)	ND(0.0011)	ND(0.0007)	ND(0.052)	ND(1.2)	-	ND(0.74)
1,2-Dichloropropane	0.1	mg/kg	ND(0.00096)	ND(0.00086)	ND(0.00088)	ND(0.0009)	ND(0.00096)	ND(0.0013)	ND(0.0008)	ND(0.053)	ND(0.00084)	ND(0.00087)	ND(0.0011)	ND(0.0011)	ND(0.0007)	ND(0.052)	**ND(1.2)**	-	**ND(0.74)**
1,3,5-Trichlorobenzene	NE	mg/kg	ND(0.0019)	ND(0.0017)	ND(0.0018)	ND(0.0018)	ND(0.0019)	ND(0.0026)	ND(0.0016)	ND(0.1)	ND(0.0017)	ND(0.0017)	ND(0.0022)	ND(0.0022)	ND(0.0014)	ND(0.1)	ND(2.5)	-	ND(1.5)
1,3,5-Trimethylbenzene	96	mg/kg	ND(0.0019)	ND(0.0017)	ND(0.0018)	ND(0.0018)	ND(0.0019)	ND(0.0026)	ND(0.0016)	ND(0.1)	ND(0.0017)	ND(0.0017)	ND(0.0022)	ND(0.0022)	ND(0.0014)	0.19	6	-	55
1,3-Dichlorobenzene	150	mg/kg	ND(0.0019)	ND(0.0017)	ND(0.0018)	ND(0.0018)	ND(0.0019)	ND(0.0026)	ND(0.0016)	ND(0.1)	ND(0.0017)	ND(0.0017)	ND(0.0022)	ND(0.0022)	ND(0.0014)	ND(0.1)	ND(2.5)	-	ND(1.5)
1,3-Dichloropropene, Total	0.1	mg/kg	ND(0.00048)	ND(0.00043)	ND(0.00044)	ND(0.00045)	ND(0.00048)	ND(0.00064)	ND(0.0004)	ND(0.026)	ND(0.00042)	ND(0.00043)	ND(0.00054)	ND(0.00055)	ND(0.00035)	ND(0.026)	**ND(0.62)**	-	**ND(0.37)**
1,4-Dichlorobenzene	7	mg/kg	ND(0.0019)	ND(0.0017)	ND(0.0018)	ND(0.0018)	ND(0.0019)	ND(0.0026)	ND(0.0016)	ND(0.1)	ND(0.0017)	ND(0.0017)	ND(0.0022)	ND(0.0022)	ND(0.0014)	0.45	ND(2.5)	-	ND(1.5)
1,4-Dioxane	5	mg/kg	ND(0.076)	ND(0.068)	ND(0.07)	ND(0.072)	ND(0.077)	ND(0.1)	ND(0.064)	ND(4.2)	ND(0.067)	ND(0.07)	ND(0.086)	ND(0.088)	ND(0.056)	ND(4.2)	**ND(100)**	-	**ND(59)**
2,2-Dichloropropane	NE	mg/kg	ND(0.0019)	ND(0.0017)	ND(0.0018)	ND(0.0018)	ND(0.0019)	ND(0.0026)	ND(0.0016)	ND(0.1)	ND(0.0017)	ND(0.0017)	ND(0.0022)	ND(0.0022)	ND(0.0014)	ND(0.1)	ND(2.5)	-	ND(1.5)
2-Butanone	51	mg/kg	ND(0.0096)	ND(0.0086)	ND(0.0088)	ND(0.009)	ND(0.0096)	ND(0.013)	ND(0.008)	ND(0.53)	ND(0.0084)	ND(0.0087)	ND(0.011)	ND(0.011)	ND(0.007)	ND(0.52)	ND(12)	-	ND(7.4)
2-Hexanone	NE	mg/kg	ND(0.0096)	ND(0.0086)	ND(0.0088)	ND(0.009)	ND(0.0096)	ND(0.013)	ND(0.008)	ND(0.53)	ND(0.0084)	ND(0.0087)	ND(0.011)	ND(0.011)	ND(0.007)	ND(0.52)	ND(12)	-	ND(7.4)
4-Methyl-2-pentanone	29	mg/kg	ND(0.0096)	ND(0.0086)	ND(0.0088)	ND(0.009)	ND(0.0096)	ND(0.013)	ND(0.008)	ND(0.53)	ND(0.0084)	ND(0.0087)	ND(0.011)	ND(0.011)	ND(0.007)	ND(0.52)	ND(12)	-	ND(7.4)
Acetone	75	mg/kg	ND(0.024)	ND(0.021)	ND(0.022)	ND(0.022)	ND(0.024)	ND(0.032)	ND(0.02)	ND(0.53)	ND(0.021)	ND(0.022)	ND(0.027)	ND(0.028)	ND(0.017)	ND(0.52)	ND(12)	-	ND(7.4)
Benzene	0.3	mg/kg	ND(0.00048)	ND(0.00043)	ND(0.00044)	ND(0.00045)	ND(0.00048)	ND(0.00064)	ND(0.0004)	ND(0.026)	ND(0.00042)	ND(0.00043)	ND(0.00054)	ND(0.00055)	ND(0.00035)	ND(0.026)	**ND(0.62)**	-	**0.41**
Bromobenzene	NE	mg/kg	ND(0.0019)	ND(0.0017)	ND(0.0018)	ND(0.0018)	ND(0.0019)	ND(0.0026)	ND(0.0016)	ND(0.1)	ND(0.0017)	ND(0.0017)	ND(0.0022)	ND(0.0022)	ND(0.0014)	ND(0.1)	ND(2.5)	-	ND(1.5)
Bromochloromethane	NE	mg/kg	ND(0.0019)	ND(0.0017)	ND(0.0018)	ND(0.0018)	ND(0.0019)	ND(0.0026)	ND(0.0016)	ND(0.1)	ND(0.0017)	ND(0.0017)	ND(0.0022)	ND(0.0022)	ND(0.0014)	ND(0.1)	ND(2.5)	-	ND(1.5)
Bromodichloromethane	0.1	mg/kg	ND(0.00048)	ND(0.00043)	ND(0.00044)	ND(0.00045)	ND(0.00048)	ND(0.00064)	ND(0.0004)	ND(0.026)	ND(0.00042)	ND(0.00043)	ND(0.00054)	ND(0.00055)	ND(0.00035)	ND(0.026)	**ND(0.62)**	-	**ND(0.37)**
Bromoform	0.1	mg/kg	ND(0.0038)	ND(0.0034)	ND(0.0035)	ND(0.0036)	ND(0.0038)	ND(0.0051)	ND(0.0032)	**ND(0.21)**	ND(0.0034)	ND(0.0035)	ND(0.0043)	ND(0.0044)	ND(0.0028)	**ND(0.21)**	**ND(5)**	-	**ND(2.9)**
Bromomethane	0.3	mg/kg	ND(0.0019)	ND(0.0017)	ND(0.0018)	ND(0.0018)	ND(0.0019)	ND(0.0026)	ND(0.0016)	ND(0.1)	ND(0.0017)	ND(0.0017)	ND(0.0022)	ND(0.0022)	ND(0.0014)	ND(0.1)	**ND(2.5)**	-	**ND(1.5)**
Carbon disulfide	460	mg/kg	ND(0.0096)	ND(0.0086)	ND(0.0088)	ND(0.009)	ND(0.0096)	ND(0.013)	ND(0.008)	ND(0.53)	ND(0.0084)	ND(0.0087)	ND(0.011)	ND(0.011)	ND(0.007)	ND(0.52)	ND(12)	-	ND(7.4)
Carbon tetrachloride	12	mg/kg	ND(0.00096)	ND(0.00086)	ND(0.00088)	ND(0.0009)	ND(0.00096)	ND(0.0013)	ND(0.0008)	ND(0.053)	ND(0.00084)	ND(0.00087)	ND(0.0011)	ND(0.0011)	ND(0.0007)	ND(0.052)	ND(1.2)	-	ND(0.74)
Chlorobenzene	6	mg/kg	ND(0.00048)	ND(0.00043)	ND(0.00044)	ND(0.00045)	ND(0.00048)	ND(0.00064)	ND(0.0004)	ND(0.026)	ND(0.00042)	ND(0.00043)	ND(0.00054)	ND(0.00055)	ND(0.00035)	0.057	ND(0.62)	-	ND(0.37)
Chloroethane	NE	mg/kg	ND(0.0019)	ND(0.0017)	ND(0.0018)	ND(0.0018)	ND(0.0019)	ND(0.0026)	ND(0.0016)	ND(0.1)	ND(0.0017)	ND(0.0017)	ND(0.0022)	ND(0.0022)	ND(0.0014)	ND(0.1)	ND(2.5)	-	ND(1.5)
Chloroform	3	mg/kg	ND(0.0014)	ND(0.0013)	ND(0.0013)	ND(0.0013)	ND(0.0014)	ND(0.0019)	ND(0.0012)	ND(0.079)	ND(0.0012)	ND(0.0013)	ND(0.0016)	ND(0.0016)	ND(0.001)	ND(0.078)	ND(1.9)	-	ND(1.1)
Chloromethane	3	mg/kg	ND(0.0038)	ND(0.0034)	ND(0.0035)	ND(0.0036)	ND(0.0038)	ND(0.0051)	ND(0.0032)	ND(0.21)	ND(0.0034)	ND(0.0035)	ND(0.0043)	ND(0.0044)	ND(0.0028)	ND(0.21)	**ND(5)**	-	ND(2.9)
cis-1,2-Dichloroethene	2	mg/kg	ND(0.00096)	ND(0.00086)	ND(0.00088)	ND(0.0009)	ND(0.00096)	ND(0.0013)	0.006	0.39	0.0096	0.0084	ND(0.0011)	ND(0.0011)	ND(0.0007)	ND(0.052)	ND(1.2)	-	ND(0.74)
cis-1,3-Dichloropropene	0.1	mg/kg	ND(0.00048)	ND(0.00043)	ND(0.00044)	ND(0.00045)	ND(0.00048)	ND(0.00064)	ND(0.0004)	ND(0.026)	ND(0.00042)	ND(0.00043)	ND(0.00054)	ND(0.00055)	ND(0.00035)	ND(0.026)	**ND(0.62)**	-	**ND(0.37)**
Dibromochloromethane	1	mg/kg	ND(0.00096)	ND(0.00086)	ND(0.00088)	ND(0.0009)	ND(0.00096)	ND(0.0013)	ND(0.0008)	ND(0.053)	ND(0.00084)	ND(0.00087)	ND(0.0011)	ND(0.0011)	ND(0.0007)	ND(0.052)	**ND(1.2)**	-	ND(0.74)
Dibromomethane	NE	mg/kg	ND(0.0019)	ND(0.0017)	ND(0.0018)	ND(0.0018)	ND(0.0019)	ND(0.0026)	ND(0.0016)	ND(0.1)	ND(0.0017)	ND(0.0017)	ND(0.0022)	ND(0.0022)	ND(0.0014)	ND(0.1)	ND(2.5)	-	ND(1.5)
Dichlorodifluoromethane	1000	mg/kg	ND(0.0096)	ND(0.0086)	ND(0.0088)	ND(0.009)	ND(0.0096)	ND(0.013)	ND(0.008)	ND(0.53)	ND(0.0084)	ND(0.0087)	ND(0.011)	ND(0.011)	ND(0.007)	ND(0.52)	ND(12)	-	ND(7.4)
Ethyl ether	3900	mg/kg	ND(0.0019)	ND(0.0017)	ND(0.0018)	ND(0.0018)	ND(0.0019)	ND(0.0026)	ND(0.0016)	ND(0.1)	ND(0.0017)	ND(0.0017)	ND(0.0022)	ND(0.0022)	ND(0.0014)	ND(0.1)	ND(2.5)	-	ND(1.5)
Ethyl-Tert-Butyl-Ether	0.7	mg/kg	ND(0.0019)	ND(0.0017)	ND(0.0018)	ND(0.0018)	ND(0.0019)	ND(0.0026)	ND(0.0016)	ND(0.1)	ND(0.0017)	ND(0.0017)	ND(0.0022)	ND(0.0022)	ND(0.0014)	ND(0.1)	**ND(2.5)**	-	**ND(1.5)**
Ethylbenzene	120	mg/kg	ND(0.00096)	ND(0.00086)	ND(0.00088)	ND(0.0009)	ND(0.00096)	ND(0.0013)	ND(0.0008)	ND(0.053)	ND(0.00084)	ND(0.00087)	ND(0.0011)	ND(0.0011)	ND(0.0007)	ND(0.052)	1.5	-	39
Hexachlorobutadiene	17	mg/kg	ND(0.0038)	ND(0.0034)	ND(0.0035)	ND(0.0036)	ND(0.0038)	ND(0.0051)	ND(0.0032)	ND(0.21)	ND(0.0034)	ND(0.0035)	ND(0.0043)	ND(0.0044)	ND(0.0028)	ND(0.21)	ND(5)	-	ND(2.9)
Isopropyl Ether	10	mg/kg	ND(0.0019)	ND(0.0017)	ND(0.0018)	ND(0.0018)	ND(0.0019)	ND(0.0026)	ND(0.0016)	ND(0.1)	ND(0.0017)	ND(0.0017)	ND(0.0022)	ND(0.0022)	ND(0.0014)	ND(0.1)	ND(2.5)	-	ND(1.5)
Isopropylbenzene	330	mg/kg	ND(0.00096)	ND(0.00086)	ND(0.00088)	ND(0.0009)	ND(0.00096)	ND(0.0013)	ND(0.0008)	ND(0.053)	ND(0.00084)	ND(0.00087)	ND(0.0011)	ND(0.0011)	ND(0.0007)	0.43	ND(1.2)	-	8.2
Methyl tert butyl ether	0.2	mg/kg	ND(0.0019)	ND(0.0017)	ND(0.0018)	ND(0.0018)	ND(0.0019)	ND(0.0026)	ND(0.0016)	ND(0.1)	ND(0.0017)	ND(0.0017)	ND(0.0022)	ND(0.0022)	ND(0.0014)	ND(0.1)	**ND(2.5)**	-	**ND(1.5)**
Methylene chloride	0.1	mg/kg	ND(0.0048)	ND(0.0043)	ND(0.0044)	ND(0.0045)	ND(0.0048)	ND(0.0064)	ND(0.004)	**ND(0.26)**	ND(0.0042)	ND(0.0043)	ND(0.0054)	ND(0.0055)	ND(0.0035)	**ND(0.26)**	**ND(6.2)**	-	**ND(3.7)**
n-Butylbenzene	110	mg/kg	ND(0.00096)	ND(0.00086)	ND(0.00088)	ND(0.0009)	ND(0.00096)	ND(0.0013)	ND(0.0008)	ND(0.053)	ND(0.00084)	ND(0.00087)	ND(0.0011)	ND(0.0011)	ND(0.0007)	2	1.4	-	9.6
n-Propylbenzene	85	mg/kg	ND(0.00096)	ND(0.00086)	ND(0.00088)	ND(0.0009)	ND(0.00096)	ND(0.0013)	ND(0.0008)	ND(0.053)	ND(0.00084)	ND(0.00087)	ND(0.0011)	ND(0.0011)	ND(0.0007)	2.1	4.4	-	31
Naphthalene	20*	mg/kg	ND(0.0038)	ND(0.0034)	ND(0.0035)	ND(0.0036)	ND(0.0038)	ND(0.0051)	ND(0.0032)	ND(0.21)	ND(0.0034)	ND(0.0035)	ND(0.0043)	ND(0.0044)	ND(0.0028)	2.2	**320**	-	16
o-Chlorotoluene	15	mg/kg	ND(0.0019)	ND(0.0017)	ND(0.0018)	ND(0.0018)	ND(0.0019)	ND(0.0026)	ND(0.0016)	ND(0.1)	ND(0.0017)	ND(0.0017)	ND(0.0022)	ND(0.0022)	ND(0.0014)	ND(0.1)	ND(2.5)	-	ND(1.5)
o-Xylene	NE	mg/kg	ND(0.00096)	ND(0.00086)	ND(0.00088)	ND(0.0009)	ND(0.00096)	ND(0.0013)	ND(0.0008)	ND(0.053)	ND(0.00084)	ND(0.00087)	ND(0.0011)	ND(0.0011)	ND(0.0007)	ND(0.052)	ND(1.2)	-	36
p-Chlorotoluene	680	mg/kg	ND(0.0019)	ND(0.0017)	ND(0.0018)	ND(0.0018)	ND(0.0019)	ND(0.0026)	ND(0.0016)	ND(0.1)	ND(0.0017)	ND(0.0017)	ND(0.0022)	ND(0.0022)	ND(0.0014)	ND(0.1)	ND(2.5)	-	ND(1.5)
p-Isopropyltoluene	NE	mg/kg	ND(0.00096)	ND(0.00086)	ND(0.00088)	ND(0.0009)	ND(0.00096)	ND(0.0013)	ND(0.0008)	ND(0.053)	ND(0.00084)	ND(0.00087)	ND(0.0011)	ND(0.0011)	ND(0.0007)	0.11	ND(1.2)	-	2.2
p/m-Xylene	NE	mg/kg	ND(0.0019)	ND(0.0017)	ND(0.0018)	ND(0.0018)	ND(0.0019)	ND(0.0026)	ND(0.0016)	ND(0.1)	ND(0.0017)	ND(0.0017)	ND(0.0022)	ND(0.0022)	ND(0.0014)	0.22	ND(2.5)	-	130
sec-Butylbenzene	130	mg/kg	ND(0.00096)	ND(0.00086)	ND(0.00088)	ND(0.0009)	ND(0.00096)	ND(0.0013)	ND(0.0008)	ND(0.053)	ND(0.00084)	ND(0.00087)	ND(0.0011)	ND(0.0011)	ND(0.0007)	0.51	ND(1.2)	-	4.5
Styrene	17	mg/kg	ND(0.00096)	ND(0.00086)	ND(0.00088)	ND(0.0009)	ND(0.00096)	ND(0.0013)	ND(0.0008)	ND(0.053)	ND(0.00084)	ND(0.00087)	ND(0.0011)	ND(0.0011)	ND(0.0007)	ND(0.052)	ND(1.2)	-	ND(0.74)
Tert-Butyl Alcohol	2	mg/kg	ND(0.019)	ND(0.017)	ND(0.018)	ND(0.018)	ND(0.019)	ND(0.026)	ND(0.016)	ND(1)	ND(0.017)	ND(0.017)	ND(0.022)	ND(0.022)	ND(0.014)	ND(1)	**ND(25)**	-	**ND(15)**
tert-Butylbenzene	100	mg/kg	ND(0.0019)	ND(0.0017)	ND(0.0018)	ND(0.0018)	ND(0.0019)	ND(0.0026)	ND(0.0016)	ND(0.1)	ND(0.0017)	ND(0.0017)	ND(0.0022)	ND(0.0022)	ND(0.0014)	ND(0.1)	ND(2.5)	-	ND(1.5)
Tertiary-Amyl Methyl Ether	3	mg/kg	ND(0.0019)	ND(0.0017)	ND(0.0018)	ND(0.0018)	ND(0.0019)	ND(0.0026)	ND(0.0016)	ND(0.1)	ND(0.0017)	ND(0.0017)	ND(0.0022)	ND(0.0022)	ND(0.0014)	ND(0.1)	ND(2.5)	-	ND(1.5)
Tetrachloroethene	2	mg/kg	ND(0.00048)	ND(0.00043)	ND(0.00044)	ND(0.00045)	ND(0.00048)	0.0019	0.012	**3.6**	0.086	0.0057	ND(0.00054)	ND(0.00055)	ND(0.00035)	ND(0.026)	ND(0.62)	-	ND(0.37)
Tetrahydrofuran	NE	mg/kg	ND(0.0038)	ND(0.0034)	ND(0.0035)	ND(0.0036)	ND(0.0038)	ND(0.0051)	ND(0.0032)	ND(0.21)	ND(0.0034)	ND(0.0035)	ND(0.0043)	ND(0.0044)	ND(0.0028)	ND(0.21)	ND(5)	-	ND(2.9)
Toluene	100	mg/kg	ND(0.00096)	ND(0.00086)	ND(0.00088)	ND(0.0009)	ND(0.00096)	ND(0.0013)	ND(0.0008)	ND(0.053)	ND(0.00084)	ND(0.00087)	ND(0.0011)	ND(0.0011)	ND(0.0007)	ND(0.052)	ND(1.2)	-	3.3
trans-1,2-Dichloroethene	9	mg/kg	ND(0.0014)	ND(0.0013)	ND(0.0013)	ND(0.0013)	ND(0.0014)	ND(0.0019)	ND(0.0012)	ND(0.079)	ND(0.0012)	ND(0.0013)	ND(0.0016)	ND(0.0016)	ND(0.001)	ND(0.078)	ND(1.9)	-	ND(1.1)
trans-1,3-Dichloropropene	0.1	mg/kg	ND(0.00096)	ND(0.00086)	ND(0.00088)	ND(0.0009)	ND(0.00096)	ND(0.0013)	ND(0.0008)	ND(0.053)	ND(0.00084)	ND(0.00087)	ND(0.0011)	ND(0.0011)	ND(0.0007)	ND(0.052)	**ND(1.2)**	-	**ND(0.74)**
Trichloroethene	0.8	mg/kg	ND(0.00048)	ND(0.00043)	ND(0.00044)	ND(0.00045)	ND(0.00048)	ND(0.00064)	0.00071	**0.96**	0.015	0.0067	ND(0.00054)	ND(0.00055)	ND(0.00035)	ND(0.026)	ND(0.62)	-	ND(0.37)
Trichlorofluoromethane	1000	mg/kg	ND(0.0038)	ND(0.0034)	ND(0.0035)	ND(0.0036)	ND(0.0038)	ND(0.0051)	ND(0.0032)	ND(0.21)	ND(0.0034)	ND(0.0035)	ND(0.0043)	ND(0.0044)	ND(0.0028)	ND(0.21)	ND(5)	-	ND(2.9)
Vinyl chloride	1	mg/kg	ND(0.00096)	ND(0.00086)	ND(0.00088)	ND(0.0009)	ND(0.00096)	ND(0.0013)	ND(0.0008)	ND(0.053)	ND(0.00084)	ND(0.00087)	ND(0.0011)	ND(0.0011)	ND(0.0007)	ND(0.052)	**ND(1.2)**	-	ND(0.74)
Xylenes, Total	500	mg/kg	ND(0.00096)	ND(0.00086)	ND(0.00088)	ND(0.0009)	ND(0.00096)	ND(0.0013)	ND(0.0008)	ND(0.053)	ND(0.00084)	ND(0.00087)	ND(0.0011)	ND(0.0011)	ND(0.0007)	0.22	ND(1.2)	-	170
Total VOCs	NE		-	-	-	-	-	0.0019	0.02471	5.34	0.1202	0.0292	-	-	-	8.267	355.3	-	505.21
EPA-TCLP																			
TCLP Lead	NE	mg/l	-	-	-	-	-	-	-	-	-	-	-	-	-	-	-	-	-

Notes:
Bolded and shaded results exceed the NH-SRS
NE = No Standard Promulgated
mg/kg = Milligram per kilogram
ppmV = Parts per million by volume
mg/L = Milligram per Liter
RCRA TCLP = Resource Conservation and Recovery Act (RCRA) Toxicity Characteristic Leachability Procedure
NH-SRS = NH Soil Remediation Standards Criteria per NH Soil Remediation Standards, Effective June 1, 2015.
* = NHDES policy is to apply the Leaching Based Soil Value pending an update to Env-OR 600 for naphthalene

Table 2
Summary of Soil Pre-Characterization Analytical Results
Salem Depot
Salem, New Hampshire

LOCATION			SB-17	SB-18	SB-19	SB-20	SB-21	SB-22	SB-23	SB-24	SB-25	SB-26	SB-27	SB-28	SB-29	SB-30	SB-31	SB-32	SB-33	SB-34
SAMPLING DATE			2/19/2020	2/21/2020	2/21/2020	2/24/2020	2/20/2020	2/20/2020	2/24/2020	2/21/2020	2/20/2020	2/20/2020	2/21/2020	2/20/2020	2/20/2020	2/20/2020	2/20/2020	2/20/2020	2/21/2020	2/21/2020
LAB SAMPLE ID	NH-SRS	Units	L2007596-14	L2008252-05	L2008252-06	L2008252-07	L2008252-08	L2008252-09	L2008252-10	L2008252-11	L2008252-12	L2008252-13	L2008252-14	L2008252-15	L2008252-16	L2008252-17	L2008252-18	L2008252-19	L2008252-20	L2008252-21
SAMPLE DEPTH (ft.)			0-6	0-6	0-6	0-10	0-3	0-3	0-10	0-10	0-6	0-6	0-3	0-3	0-6	0-3	0-3	0-3	0-6	0-6
PID Reading (ppmV)			596.6	0.0	0.0	4.5	0.0	0.0	0.0	0.0	0.0	70.0	0.0	0.0	0.0	0.0	0.0	0.0	0.0	0.0
General Chemistry																				
Cyanide, Reactive	NE	mg/kg	ND(10)	ND(10)	ND(10)	ND(10)	ND(10)	ND(10)	ND(10)	ND(10)	ND(10)	ND(10)	ND(10)	ND(10)	ND(10)	ND(10)	ND(10)	ND(10)	ND(10)	ND(10)
pH (H)	NE	SU	6.6	7.5	6.1	7.3	6.6	5.9	6.8	6.6	6	6.4	5.9	6.1	8.3	7.7	7	6.2	6.6	6.7
Solids, Total	NE	%	75.3	85.4	90.2	89.7	85.6	90.4	79.1	73.5	81.4	76.3	86	89.2	92.7	94.8	94	94.3	91.3	90.7
Specific Conductance @ 25 C	NE	umhos/cm	340	58	220	65	74	47	36	160	47	91	140	160	130	55	88	62	62	23
Sulfide, Reactive	NE	mg/kg	ND(10)	ND(10)	ND(10)	ND(10)	ND(10)	ND(10)	ND(10)	ND(10)	ND(10)	ND(10)	ND(10)	ND(10)	ND(10)	ND(10)	ND(10)	ND(10)	ND(10)	ND(10)
Ignitability of Solids																				
Ignitability	NE	N/I	NI	NI	NI	NI	NI	NI	NI	NI	NI	NI	NI	NI	NI	NI	NI	NI	NI	NI
Petroleum Hydrocarbon Quantitation																				
TPH (C10-C36)	10000	mg/kg	331	442	176	147	139	404	ND(40.3)	51.4	48.4	243	366	145	ND(35.3)	ND(33.6)	ND(34.1)	ND(33.8)	127	67.1
Polychlorinated Biphenyls by GC																				
Aroclor 1016	1	mg/kg	ND(0.0424)	ND(0.0374)	ND(0.0364)	ND(0.0367)	ND(0.0373)	ND(0.0353)	ND(0.042)	ND(0.043)	ND(0.0395)	ND(0.0418)	ND(0.0371)	ND(0.0371)	ND(0.0351)	ND(0.035)	ND(0.0338)	ND(0.0334)	ND(0.0346)	ND(0.0349)
Aroclor 1221	1	mg/kg	ND(0.0424)	ND(0.0374)	ND(0.0364)	ND(0.0367)	ND(0.0373)	ND(0.0353)	ND(0.042)	ND(0.043)	ND(0.0395)	ND(0.0418)	ND(0.0371)	ND(0.0371)	ND(0.0351)	ND(0.035)	ND(0.0338)	ND(0.0334)	ND(0.0346)	ND(0.0349)
Aroclor 1232	1	mg/kg	ND(0.0424)	ND(0.0374)	ND(0.0364)	ND(0.0367)	ND(0.0373)	ND(0.0353)	ND(0.042)	ND(0.043)	ND(0.0395)	ND(0.0418)	ND(0.0371)	ND(0.0371)	ND(0.0351)	ND(0.035)	ND(0.0338)	ND(0.0334)	ND(0.0346)	ND(0.0349)
Aroclor 1242	1	mg/kg	ND(0.0424)	ND(0.0374)	ND(0.0364)	ND(0.0367)	ND(0.0373)	ND(0.0353)	ND(0.042)	ND(0.043)	ND(0.0395)	ND(0.0418)	ND(0.0371)	ND(0.0371)	ND(0.0351)	ND(0.035)	ND(0.0338)	ND(0.0334)	ND(0.0346)	ND(0.0349)
Aroclor 1248	1	mg/kg	ND(0.0424)	ND(0.0374)	ND(0.0364)	ND(0.0367)	ND(0.0373)	ND(0.0353)	ND(0.042)	ND(0.043)	ND(0.0395)	ND(0.0418)	ND(0.0371)	ND(0.0371)	ND(0.0351)	ND(0.035)	ND(0.0338)	ND(0.0334)	ND(0.0346)	ND(0.0349)
Aroclor 1254	1	mg/kg	ND(0.0424)	ND(0.0374)	ND(0.0364)	ND(0.0367)	ND(0.0373)	ND(0.0353)	ND(0.042)	ND(0.043)	ND(0.0395)	ND(0.0418)	ND(0.0371)	ND(0.0371)	ND(0.0351)	ND(0.035)	ND(0.0338)	ND(0.0334)	ND(0.0346)	ND(0.0349)
Aroclor 1260	1	mg/kg	ND(0.0424)	ND(0.0374)	ND(0.0364)	ND(0.0367)	ND(0.0373)	ND(0.0353)	ND(0.042)	ND(0.043)	ND(0.0395)	ND(0.0418)	ND(0.0371)	ND(0.0371)	ND(0.0351)	ND(0.035)	ND(0.0338)	ND(0.0334)	ND(0.0346)	ND(0.0349)
Aroclor 1262	1	mg/kg	ND(0.0424)	ND(0.0374)	ND(0.0364)	ND(0.0367)	ND(0.0373)	ND(0.0353)	ND(0.042)	ND(0.043)	ND(0.0395)	ND(0.0418)	ND(0.0371)	ND(0.0371)	ND(0.0351)	ND(0.035)	ND(0.0338)	ND(0.0334)	ND(0.0346)	ND(0.0349)
Aroclor 1268	1	mg/kg	ND(0.0424)	ND(0.0374)	ND(0.0364)	ND(0.0367)	ND(0.0373)	ND(0.0353)	ND(0.042)	ND(0.043)	ND(0.0395)	ND(0.0418)	ND(0.0371)	ND(0.0371)	ND(0.0351)	ND(0.035)	ND(0.0338)	ND(0.0334)	ND(0.0346)	ND(0.0349)
PCBs, Total	1	mg/kg	ND(0.0424)	ND(0.0374)	ND(0.0364)	ND(0.0367)	ND(0.0373)	ND(0.0353)	ND(0.042)	ND(0.043)	ND(0.0395)	ND(0.0418)	ND(0.0371)	ND(0.0371)	ND(0.0351)	ND(0.035)	ND(0.0338)	ND(0.0334)	ND(0.0346)	ND(0.0349)
Semivolatile Organics by GC/MS																				
1,2,4-Trichlorobenzene	19	mg/kg	ND(0.22)	ND(0.95)	ND(0.92)	ND(0.18)	ND(0.19)	ND(0.18)	ND(0.2)	ND(0.22)	ND(0.2)	ND(2.2)	ND(1.9)	ND(0.18)	ND(0.18)	ND(0.17)	ND(0.18)	ND(0.17)	ND(0.18)	ND(0.18)
1,2-Dichlorobenzene	88	mg/kg	ND(0.22)	ND(0.95)	ND(0.92)	ND(0.18)	ND(0.19)	ND(0.18)	ND(0.2)	ND(0.22)	ND(0.2)	ND(2.2)	ND(1.9)	ND(0.18)	ND(0.18)	ND(0.17)	ND(0.18)	ND(0.17)	ND(0.18)	ND(0.18)
1,3-Dichlorobenzene	150	mg/kg	ND(0.22)	ND(0.95)	ND(0.92)	ND(0.18)	ND(0.19)	ND(0.18)	ND(0.2)	ND(0.22)	ND(0.2)	ND(2.2)	ND(1.9)	ND(0.18)	ND(0.18)	ND(0.17)	ND(0.18)	ND(0.17)	ND(0.18)	ND(0.18)
1,4-Dichlorobenzene	7	mg/kg	ND(0.22)	ND(0.95)	ND(0.92)	ND(0.18)	ND(0.19)	ND(0.18)	ND(0.2)	ND(0.22)	ND(0.2)	ND(2.2)	ND(1.9)	ND(0.18)	ND(0.18)	ND(0.17)	ND(0.18)	ND(0.17)	ND(0.18)	ND(0.18)
1-Methylnaphthalene	NE	mg/kg	1	ND(0.95)	ND(0.92)	ND(0.18)	ND(0.19)	ND(0.18)	ND(0.2)	ND(0.22)	ND(0.2)	ND(2.2)	ND(1.9)	0.52	ND(0.18)	ND(0.17)	ND(0.18)	ND(0.17)	ND(0.18)	ND(0.18)
2,4,5-Trichlorophenol	24	mg/kg	ND(0.22)	ND(0.95)	ND(0.92)	ND(0.18)	ND(0.19)	ND(0.18)	ND(0.2)	ND(0.22)	ND(0.2)	ND(2.2)	ND(1.9)	ND(0.18)	ND(0.18)	ND(0.17)	ND(0.18)	ND(0.17)	ND(0.18)	ND(0.18)
2,4,6-Trichlorophenol	0.7	mg/kg	ND(0.13)	ND(0.57)	ND(0.55)	ND(0.11)	ND(0.11)	ND(0.11)	ND(0.12)	ND(0.13)	ND(0.12)	**ND(1.3)**	**ND(1.2)**	ND(0.11)	ND(0.1)	ND(0.1)	ND(0.1)	ND(0.1)	ND(0.11)	ND(0.11)
2,4-Dichlorophenol	0.7	mg/kg	ND(0.2)	**ND(0.85)**	**ND(0.82)**	ND(0.16)	ND(0.17)	ND(0.16)	ND(0.18)	ND(0.2)	ND(0.18)	**ND(1.9)**	**ND(1.7)**	ND(0.16)	ND(0.16)	ND(0.16)	ND(0.16)	ND(0.16)	ND(0.16)	ND(0.16)
2,4-Dimethylphenol	4	mg/kg	ND(0.22)	ND(0.95)	ND(0.92)	ND(0.18)	ND(0.19)	ND(0.18)	ND(0.2)	ND(0.22)	ND(0.2)	ND(2.2)	ND(1.9)	ND(0.18)	ND(0.18)	ND(0.17)	ND(0.18)	ND(0.17)	ND(0.18)	ND(0.18)
2,4-Dinitrophenol	0.7	mg/kg	**ND(1)**	**ND(4.6)**	**ND(4.4)**	**ND(0.86)**	**ND(0.92)**	**ND(0.88)**	**ND(0.98)**	**ND(1.1)**	**ND(0.96)**	**ND(10)**	**ND(9.2)**	**ND(0.88)**	**ND(0.85)**	**ND(0.84)**	**ND(0.84)**	**ND(0.84)**	**ND(0.87)**	**ND(0.88)**
2,4-Dinitrotoluene	0.7	mg/kg	ND(0.22)	**ND(0.95)**	**ND(0.92)**	ND(0.18)	ND(0.19)	ND(0.18)	ND(0.2)	ND(0.22)	ND(0.2)	**ND(2.2)**	**ND(1.9)**	ND(0.18)	ND(0.18)	ND(0.17)	ND(0.18)	ND(0.17)	ND(0.18)	ND(0.18)
2,6-Dinitrotoluene	NE	mg/kg	ND(0.22)	ND(0.95)	ND(0.92)	ND(0.18)	ND(0.19)	ND(0.18)	ND(0.2)	ND(0.22)	ND(0.2)	ND(2.2)	ND(1.9)	ND(0.18)	ND(0.18)	ND(0.17)	ND(0.18)	ND(0.17)	ND(0.18)	ND(0.18)
2-Chloronaphthalene	NE	mg/kg	ND(0.22)	ND(0.95)	ND(0.92)	ND(0.18)	ND(0.19)	ND(0.18)	ND(0.2)	ND(0.22)	ND(0.2)	ND(2.2)	ND(1.9)	ND(0.18)	ND(0.18)	ND(0.17)	ND(0.18)	ND(0.17)	ND(0.18)	ND(0.18)
2-Chlorophenol	2	mg/kg	ND(0.22)	ND(0.95)	ND(0.92)	ND(0.18)	ND(0.19)	ND(0.18)	ND(0.2)	ND(0.22)	ND(0.2)	**ND(2.2)**	ND(1.9)	ND(0.18)	ND(0.18)	ND(0.17)	ND(0.18)	ND(0.17)	ND(0.18)	ND(0.18)
2-Methylnaphthalene	96	mg/kg	2.1	ND(1.1)	ND(1.1)	ND(0.22)	ND(0.23)	ND(0.22)	ND(0.24)	ND(0.26)	ND(0.24)	ND(2.6)	ND(2.3)	0.51	ND(0.21)	ND(0.21)	ND(0.21)	ND(0.21)	ND(0.22)	ND(0.22)
2-Methylphenol	0.9	mg/kg	ND(0.22)	**ND(0.95)**	**ND(0.92)**	ND(0.18)	ND(0.19)	ND(0.18)	ND(0.2)	ND(0.22)	ND(0.2)	**ND(2.2)**	**ND(1.9)**	ND(0.18)	ND(0.18)	ND(0.17)	ND(0.18)	ND(0.17)	ND(0.18)	ND(0.18)
2-Nitroaniline	NE	mg/kg	ND(0.22)	ND(0.95)	ND(0.92)	ND(0.18)	ND(0.19)	ND(0.18)	ND(0.2)	ND(0.22)	ND(0.2)	ND(2.2)	ND(1.9)	ND(0.18)	ND(0.18)	ND(0.17)	ND(0.18)	ND(0.17)	ND(0.18)	ND(0.18)
2-Nitrophenol	NE	mg/kg	ND(0.47)	ND(2)	ND(2)	ND(0.39)	ND(0.41)	ND(0.4)	ND(0.44)	ND(0.48)	ND(0.43)	ND(4.7)	ND(4.2)	ND(0.39)	ND(0.38)	ND(0.38)	ND(0.38)	ND(0.38)	ND(0.39)	ND(0.39)
3,3'-Dichlorobenzidine	0.7	mg/kg	ND(0.22)	**ND(0.95)**	**ND(0.92)**	ND(0.18)	ND(0.19)	ND(0.18)	ND(0.2)	ND(0.22)	ND(0.2)	**ND(2.2)**	**ND(1.9)**	ND(0.18)	ND(0.18)	ND(0.17)	ND(0.18)	ND(0.17)	ND(0.18)	ND(0.18)
3-Methylphenol/4-Methylphenol	0.7	mg/kg	ND(0.31)	**ND(1.4)**	**ND(1.3)**	ND(0.26)	ND(0.27)	ND(0.26)	ND(0.29)	ND(0.32)	ND(0.29)	**ND(3.1)**	**ND(2.8)**	ND(0.26)	ND(0.25)	ND(0.25)	ND(0.25)	ND(0.25)	ND(0.26)	ND(0.26)
3-Nitroaniline	NE	mg/kg	ND(0.22)	ND(0.95)	ND(0.92)	ND(0.18)	ND(0.19)	ND(0.18)	ND(0.2)	ND(0.22)	ND(0.2)	ND(2.2)	ND(1.9)	ND(0.18)	ND(0.18)	ND(0.17)	ND(0.18)	ND(0.17)	ND(0.18)	ND(0.18)
4,6-Dinitro-o-cresol	NE	mg/kg	ND(0.57)	ND(2.5)	ND(2.4)	ND(0.47)	ND(0.5)	ND(0.48)	ND(0.53)	ND(0.57)	ND(0.52)	ND(5.6)	ND(5)	ND(0.47)	ND(0.46)	ND(0.45)	ND(0.46)	ND(0.45)	ND(0.47)	ND(0.47)
4-Bromophenyl phenyl ether	NE	mg/kg	ND(0.22)	ND(0.95)	ND(0.92)	ND(0.18)	ND(0.19)	ND(0.18)	ND(0.2)	ND(0.22)	ND(0.2)	ND(2.2)	ND(1.9)	ND(0.18)	ND(0.18)	ND(0.17)	ND(0.18)	ND(0.17)	ND(0.18)	ND(0.18)
4-Chloroaniline	1.3	mg/kg	ND(0.22)	ND(0.95)	ND(0.92)	ND(0.18)	ND(0.19)	ND(0.18)	ND(0.2)	ND(0.22)	ND(0.2)	**ND(2.2)**	**ND(1.9)**	ND(0.18)	ND(0.18)	ND(0.17)	ND(0.18)	ND(0.17)	ND(0.18)	ND(0.18)
4-Chlorophenyl phenyl ether	NE	mg/kg	ND(0.22)	ND(0.95)	ND(0.92)	ND(0.18)	ND(0.19)	ND(0.18)	ND(0.2)	ND(0.22)	ND(0.2)	ND(2.2)	ND(1.9)	ND(0.18)	ND(0.18)	ND(0.17)	ND(0.18)	ND(0.17)	ND(0.18)	ND(0.18)
4-Nitroaniline	NE	mg/kg	ND(0.22)	ND(0.95)	ND(0.92)	ND(0.18)	ND(0.19)	ND(0.18)	ND(0.2)	ND(0.22)	ND(0.2)	ND(2.2)	ND(1.9)	ND(0.18)	ND(0.18)	ND(0.17)	ND(0.18)	ND(0.17)	ND(0.18)	ND(0.18)
4-Nitrophenol	NE	mg/kg	ND(0.3)	ND(1.3)	ND(1.3)	ND(0.25)	ND(0.27)	ND(0.26)	ND(0.28)	ND(0.31)	ND(0.28)	ND(3)	ND(2.7)	ND(0.26)	ND(0.25)	ND(0.24)	ND(0.25)	ND(0.24)	ND(0.25)	ND(0.26)
Acenaphthene	340	mg/kg	ND(0.17)	ND(0.76)	ND(0.73)	ND(0.14)	ND(0.15)	ND(0.15)	ND(0.16)	ND(0.18)	ND(0.16)	ND(1.7)	ND(1.5)	ND(0.15)	ND(0.14)	ND(0.14)	ND(0.14)	ND(0.14)	ND(0.14)	ND(0.14)
Acenaphthylene	490	mg/kg	0.86	1.1	ND(0.73)	0.29	0.36	1.6	ND(0.16)	ND(0.18)	ND(0.16)	ND(1.7)	ND(1.5)	ND(0.15)	ND(0.14)	ND(0.14)	ND(0.14)	ND(0.14)	ND(0.14)	0.17
Aniline	NE	mg/kg	ND(0.26)	ND(1.1)	ND(1.1)	ND(0.22)	ND(0.23)	ND(0.22)	ND(0.24)	ND(0.26)	ND(0.24)	ND(2.6)	ND(2.3)	ND(0.22)	ND(0.21)	ND(0.21)	ND(0.21)	ND(0.21)	ND(0.22)	ND(0.22)
Anthracene	1000	mg/kg	0.51	1.2	ND(0.55)	0.12	0.19	0.93	ND(0.12)	ND(0.13)	ND(0.12)	ND(1.3)	ND(1.2)	ND(0.11)	ND(0.1)	ND(0.1)	ND(0.1)	ND(0.1)	ND(0.11)	ND(0.11)
Azobenzene	1	mg/kg	ND(0.22)	ND(0.95)	ND(0.92)	ND(0.18)	ND(0.19)	ND(0.18)	ND(0.2)	ND(0.22)	ND(0.2)	**ND(2.2)**	**ND(1.9)**	ND(0.18)	ND(0.18)	ND(0.17)	ND(0.18)	ND(0.17)	ND(0.18)	ND(0.18)
Benzidine	0.01	mg/kg	**ND(0.72)**	**ND(3.1)**	**ND(3)**	**ND(0.6)**	**ND(0.63)**	**ND(0.6)**	**ND(0.67)**	**ND(0.73)**	**ND(0.66)**	**ND(7.1)**	**ND(6.3)**	**ND(0.6)**	**ND(0.58)**	**ND(0.58)**	**ND(0.58)**	**ND(0.58)**	**ND(0.6)**	**ND(0.6)**
Benzo(a)anthracene	1	mg/kg	**3.1**	**5**	**1.7**	0.43	**1**	**4.8**	0.22	ND(0.13)	0.41	**ND(1.3)**	**1.9**	0.24	ND(0.1)	ND(0.1)	ND(0.1)	ND(0.1)	ND(0.11)	0.35
Benzo(a)pyrene	0.7	mg/kg	**3.4**	**5.2**	**2.1**	0.62	**1.2**	**5.2**	0.28	ND(0.18)	0.49	**ND(1.7)**	**2**	0.29	ND(0.14)	ND(0.14)	ND(0.14)	ND(0.14)	ND(0.14)	0.46
Benzo(b)fluoranthene	1	mg/kg	**4.7**	**6.2**	**2.5**	0.78	**1.5**	**7**	0.35	ND(0.13)	0.67	**1.4**	**2.9**	0.35	0.1	ND(0.1)	ND(0.1)	ND(0.1)	ND(0.11)	0.55
Benzo(ghi)perylene	NE	mg/kg	2.1	3.1	1.3	0.42	0.72	2.9	0.16	ND(0.18)	0.34	ND(1.7)	ND(1.5)	0.19	ND(0.14)	ND(0.14)	ND(0.14)	ND(0.14)	ND(0.14)	0.28
Benzo(k)fluoranthene	12	mg/kg	1.6	2	1.1	0.22	0.57	2	0.12	ND(0.13)	0.25	ND(1.3)	ND(1.2)	ND(0.11)	ND(0.1)	ND(0.1)	ND(0.1)	ND(0.1)	ND(0.11)	0.18
Benzoic Acid	350	mg/kg	ND(0.7)	ND(3.1)	ND(3)	ND(0.58)	ND(0.62)	ND(0.59)	ND(0.66)	ND(0.72)	ND(0.65)	ND(7)	ND(6.2)	ND(0.59)	ND(0.57)	ND(0.56)	ND(0.57)	ND(0.56)	ND(0.59)	ND(0.59)
Benzyl Alcohol	NE	mg/kg	ND(0.22)	ND(0.95)	ND(0.92)	ND(0.18)	ND(0.19)	ND(0.18)	ND(0.2)	ND(0.22)	ND(0.2)	ND(2.2)	ND(1.9)	ND(0.18)	ND(0.18)	ND(0.17)	ND(0.18)	ND(0.17)	ND(0.18)	ND(0.18)
Biphenyl	125	mg/kg	ND(0.5)	ND(2.2)	ND(2.1)	ND(0.41)	ND(0.44)	ND(0.42)	ND(0.46)	ND(0.5)	ND(0.46)	ND(4.9)	ND(4.4)	ND(0.42)	ND(0.4)	ND(0.4)	ND(0.4)	ND(0.4)	ND(0.41)	ND(0.42)
Bis(2-chloroethoxy)methane	NE	mg/kg	ND(0.24)	ND(1)	ND(0.99)	ND(0.19)	ND(0.21)	ND(0.2)	ND(0.22)	ND(0.24)	ND(0.22)	ND(2.3)	ND(2.1)	ND(0.2)	ND(0.19)	ND(0.19)	ND(0.19)	ND(0.19)	ND(0.2)	ND(0.2)
Bis(2-chloroethyl)ether	0.7	mg/kg	ND(0.2)	**ND(0.85)**	**ND(0.82)**	ND(0.16)	ND(0.17)	ND(0.16)	ND(0.18)	ND(0.2)	ND(0.18)	**ND(1.9)**	**ND(1.7)**	ND(0.16)	ND(0.16)	ND(0.16)	ND(0.16)	ND(0.16)	ND(0.16)	ND(0.16)
Bis(2-chloroisopropyl)ether	5	mg/kg	ND(0.26)	ND(1.1)	ND(1.1)	ND(0.22)	ND(0.23)	ND(0.22)	ND(0.24)	ND(0.26)	ND(0.24)	ND(2.6)	ND(2.3)	ND(0.22)	ND(0.21)	ND(0.21)	ND(0.21)	ND(0.21)	ND(0.22)	ND(0.22)
Bis(2-ethylhexyl)phthalate	72	mg/kg	ND(0.22)	ND(0.95)	ND(0.92)	ND(0.18)	ND(0.19)	ND(0.18)	ND(0.2)	ND(0.22)	ND(0.2)	ND(2.2)	ND(1.9)	ND(0.18)	ND(0.18)	ND(0.17)	ND(0.18)	ND(0.17)	ND(0.18)	ND(0.18)
Butyl benzyl phthalate	NE	mg/kg	ND(0.22)	ND(0.95)	ND(0.92)	ND(0.18)	ND(0.19)	ND(0.18)	ND(0.2)	ND(0.22)	ND(0.2)	ND(2.2)	ND(1.9)	ND(0.18)	ND(0.18)	ND(0.17)	ND(0.18)	ND(0.17)	ND(0.18)	ND(0.18)
Carbazole	NE	mg/kg	ND(0.22)	ND(0.95)	ND(0.92)	ND(0.18)	ND(0.19)	0.19	ND(0.2)	ND(0.22)	ND(0.2)	ND(2.2)	ND(1.9)	ND(0.18)	ND(0.18)	ND(0.17)	ND(0.18)	ND(0.17)	ND(0.18)	ND(0.18)
Chrysene	120	mg/kg	3.2	4.8	1.9	0.47	1	4.7	0.25	ND(0.13)	0.49	ND(1.3)	2.2	0.34	ND(0.1)	ND(0.1)	ND(0.1)	ND(0.1)	ND(0.11)	0.39
Di-n-butylphthalate	NE	mg/kg	ND(0.22)	ND(0.95)	ND(0.92)	ND(0.18)	ND(0.19)	ND(0.18)	ND(0.2)	ND(0.22)	ND(0.2)	ND(2.2)	ND(1.9)	ND(0.18)	ND(0.18)	ND(0.17)	ND(0.18)	ND(0.17)	ND(0.18)	ND(0.18)
Di-n-octylphthalate	NE	mg/kg	ND(0.22)	ND(0.95)	ND(0.92)	ND(0.18)	ND(0.19)	ND(0.18)	ND(0.2)	ND(0.22)	ND(0.2)	ND(2.2)	ND(1.9)	ND(0.18)	ND(0.18)	ND(0.17)	ND(0.18)	ND(0.17)	ND(0.18)	ND(0.18)
Dibenzo(a,h)anthracene	0.7	mg/kg	0.51	**0.74**	ND(0.55)	ND(0.11)	0.18	**0.93**	ND(0.12)	ND(0.13)	ND(0.12)	**ND(1.3)**	**ND(1.2)**	ND(0.11)	ND(0.1)	ND(0.1)	ND(0.1)	ND(0.1)	ND(0.11)	ND(0.11)
Dibenzofuran	NE	mg/kg	ND(0.22)	ND(0.95)	ND(0.92)	ND(0.18)	ND(0.19)	ND(0.18)	ND(0.2)	ND(0.22)	ND(0.2)	ND(2.2)	ND(1.9)	ND(0.18)	ND(0.18)	ND(0.17)	ND(0.18)	ND(0.17)	ND(0.18)	ND(0.18)
Diethyl phthalate	1000	mg/kg	ND(0.22)	ND(0.95)	ND(0.92)	ND(0.18)	ND(0.19)	ND(0.18)	ND(0.2)	ND(0.22)	ND(0.2)	ND(2.2)	ND(1.9)	ND(0.18)	ND(0.18)	ND(0.17)	ND(0.18)	ND(0.17)	ND(0.18)	ND(0.18)
Dimethyl phthalate	700	mg/kg	ND(0.22)	ND(0.95)	ND(0.92)	ND(0.18)	ND(0.19)	ND(0.18)	ND(0.2)	ND(0.22)	ND(0.2)	ND(2.2)	ND(1.9)	ND(0.18)	ND(0.18)	ND(0.17)	ND(0.18)	ND(0.17)	ND(0.18)	ND(0.18)
Fluoranthene	960	mg/kg	4.8	11	2.9	0.52	1.3	6.7	0.4	ND(0.13)	0.74	ND(1.3)	4	0.27	ND(0.1)	ND(0.1)	ND(0.1)	ND(0.1)	0.12	0.53
Fluorene	77	mg/kg	ND(0.22)	ND(0.95)	ND(0.92)	ND(0.18)	ND(0.19)	ND(0.18)	ND(0.2)	ND(0.22)	ND(0.2)	ND(2.2)	ND(1.9)	ND(0.18)	ND(0.18)	ND(0.17)	ND(0.18)	ND(0.17)	ND(0.18)	ND(0.18)
Hexachlorobenzene	0.8	mg/kg	ND(0.13)	ND(0.57)	ND(0.55)	ND(0.11)	ND(0.11)	ND(0.11)	ND(0.12)	ND(0.13)	ND(0.12)	**ND(1.3)**	**ND(1.2)**	ND(0.11)	ND(0.1)	ND(0.1)	ND(0.1)	ND(0.1)	ND(0.11)	ND(0.11)
Hexachlorobutadiene	17	mg/kg	ND(0.22)	ND(0.95)	ND(0.92)	ND(0.18)	ND(0.19)	ND(0.18)	ND(0.2)	ND(0.22)	ND(0.2)	ND(2.2)	ND(1.9)	ND(0.18)	ND(0.18)	ND(0.17)	ND(0.18)	ND(0.17)	ND(0.18)	ND(0.18)
Hexachlorocyclopentadiene	200	mg/kg	ND(0.62)	ND(2.7)	ND(2.6)	ND(0.52)	ND(0.55)	ND(0.52)	ND(0.58)	ND(0.63)	ND(0.57)	ND(6.2)	ND(5.5)	ND(0.52)	ND(0.5)	ND(0.5)	ND(0.5)	ND(0.5)	ND(0.52)	ND(0.52)
Hexachloroethane	0.7	mg/kg	ND(0.17)	**ND(0.76)**	**ND(0.73)**	ND(0.14)	ND(0.15)	ND(0.15)	ND(0.16)	ND(0.18)	ND(0.16)	**ND(1.7)**	**ND(1.5)**	ND(0.15)	ND(0.14)	ND(0.14)	ND(0.14)	ND(0.14)	ND(0.14)	ND(0.14)
Indeno(1,2,3-cd)pyrene	1	mg/kg	**2.4**	**3.2**	**1.4**	0.43	0.82	**3.2**	0.17	ND(0.18)	0.34	**ND(1.7)**	**ND(1.5)**	0.17	ND(0.14)	ND(0.14)	ND(0.14)	ND(0.14)	ND(0.14)	0.29
Isophorone	1	mg/kg	ND(0.2)	ND(0.85)	ND(0.82)	ND(0.16)	ND(0.17)	ND(0.16)	ND(0.18)	ND(0.2)	ND(0.18)	**ND(1.9)**	**ND(1.7)**	ND(0.16)	ND(0.16)	ND(0.16)	ND(0.16)	ND(0.16)	ND(0.16)	ND(0.16)
n-Nitrosodi-n-propylamine	NE	mg/kg	ND(0.22)	ND(0.95)	ND(0.92)	ND(0.18)	ND(0.19)	ND(0.18)	ND(0.2)	ND(0.22)	ND(0.2)	ND(2.2)	ND(1.9)	ND(0.18)	ND(0.18)	ND(0.17)	ND(0.18)	ND(0.17)	ND(0.18)	ND(0.18)
n-Nitrosodimethylamine	NE	mg/kg	ND(0.44)	ND(1.9)	ND(1.8)	ND(0.36)	ND(0.38)	ND(0.37)	ND(0.41)	ND(0.44)	ND(0.4)	ND(4.3)	ND(3.8)	ND(0.36)	ND(0.35)	ND(0.35)	ND(0.35)	ND(0.35)	ND(0.36)	ND(0.36)
Naphthalene	20*	mg/kg	3.7	ND(0.95)	ND(0.92)	ND(0.18)	ND(0.19)	ND(0.18)	ND(0.2)	ND(0.22)	ND(0.2)	ND(2.2)	ND(1.9)	0.35	ND(0.18)	ND(0.17)	ND(0.18)	ND(0.17)	ND(0.18)	ND(0.18)
NDPA/DPA	NE	mg/kg	ND(0.17)	ND(0.76)	ND(0.73)	ND(0.14)	ND(0.15)	ND(0.15)	ND(0.16)	ND(0.18)	ND(0.16)	ND(1.7)	ND(1.5)	ND(0.15)	ND(0.14)	ND(0.14)	ND(0.14)	ND(0.14)	ND(0.14)	ND(0.14)
Nitrobenzene	NE	mg/kg	ND(0.2)	ND(0.85)	ND(0.82)	ND(0.16)	ND(0.17)	ND(0.16)	ND(0.18)	ND(0.2)	ND(0.18)	ND(1.9)	ND(1.7)	ND(0.16)	ND(0.16)	ND(0.16)	ND(0.16)	ND(0.16)	ND(0.16)	ND(0.16)
p-Chloro-m-cresol	NE	mg/kg	ND(0.22)	ND(0.95)	ND(0.92)	ND(0.18)	ND(0.19)	ND(0.18)	ND(0.2)	ND(0.22)	ND(0.2)	ND(2.2)	ND(1.9)	ND(0.18)	ND(0.18)	ND(0.17)	ND(0.18)	ND(0.17)	ND(0.18)	ND(0.18)
Pentachlorophenol	3	mg/kg	ND(0.17)	ND(0.76)	ND(0.73)	ND(0.14)	ND(0.15)	ND(0.15)	ND(0.16)	ND(0.18)	ND(0.16)	ND(1.7)	ND(1.5)	ND(0.15)	ND(0.14)	ND(0.14)	ND(0.14)	ND(0.14)	ND(0.14)	ND(0.14)
Phenanthrene	NE	mg/kg	1.6	5.7	0.81	0.13	0.38	2.6	0.13	ND(0.13)	0.3	ND(1.3)	1.8	0.46	ND(0.1)	ND(0.1)	ND(0.1)	ND(0.1)	ND(0.11)	0.14
Phenol	56	mg/kg	ND(0.22)	ND(0.95)	ND(0.92)	ND(0.18)	ND(0.19)	ND(0.18)	ND(0.2)	ND(0.22)	ND(0.2)	ND(2.2)	ND(1.9)	ND(0.18)	ND(0.18)	ND(0.17)	ND(0.18)	ND(0.17)	ND(0.18)	ND(0.18)
Pyrene	720	mg/kg	4.2	9.2	2.6	0.57	1.4	6	0.38	ND(0.13)	0.65	1.7	3.4	0.35	ND(0.1)	ND(0.1)	ND(0.1)	ND(0.1)	0.11	0.53
Pyridine	NE	mg/kg	ND(0.24)	ND(1)	ND(0.99)	ND(0.19)	ND(0.21)	ND(0.2)	ND(0.22)	ND(0.24)	ND(0.22)	ND(2.3)	ND(2.1)	ND(0.2)	ND(0.19)	ND(0.19)	ND(0.19)	ND(0.19)	ND(0.2)	ND(0.2)
Total sVOCs	NE		39.78	58.44	18.31	5	10.62	48.75	2.46	-	4.68	3.1	18.2	4.04	0.1	-	-	-	0.23	3.87

Table 2
Summary of Soil Pre-Characterization Analytical Results
Salem Depot
Salem, New Hampshire

LOCATION			SB-17	SB-18	SB-19	SB-20	SB-21	SB-22	SB-23	SB-24	SB-25	SB-26	SB-27	SB-28	SB-29	SB-30	SB-31	SB-32	SB-33	SB-34
SAMPLING DATE			2/19/2020	2/21/2020	2/21/2020	2/24/2020	2/20/2020	2/20/2020	2/24/2020	2/21/2020	2/20/2020	2/20/2020	2/21/2020	2/20/2020	2/20/2020	2/20/2020	2/20/2020	2/20/2020	2/21/2020	2/21/2020
LAB SAMPLE ID	NH-SRS	Units	L2007596-14	L2008252-05	L2008252-06	L2008252-07	L2008252-08	L2008252-09	L2008252-10	L2008252-11	L2008252-12	L2008252-13	L2008252-14	L2008252-15	L2008252-16	L2008252-17	L2008252-18	L2008252-19	L2008252-20	L2008252-21
SAMPLE DEPTH (ft.)			0-6	0-6	0-6	0-10	0-3	0-3	0-10	0-10	0-6	0-6	0-3	0-3	0-6	0-3	0-3	0-3	0-6	0-6
PID Reading (ppmV)			596.6	0.0	0.0	4.5	0.0	0.0	0.0	0.0	0.0	70.0	0.0	0.0	0.0	0.0	0.0	0.0	0.0	0.0
Total Metals																				
Arsenic, Total	11	mg/kg	5.34	5.09	6.52	5.43	**11.1**	10.1	4.84	7.38	7.28	10.8	4.95	**71.5**	8.59	**22.1**	**44**	**13.2**	10.1	6.71
Barium, Total	1000	mg/kg	31	26.6	22.4	24.4	50.9	29.2	47.9	21.8	46.9	41.3	16.3	108	64.7	22.8	42.5	20.8	24.9	34.3
Cadmium, Total	33	mg/kg	ND(0.522)	0.638	0.433	ND(0.435)	0.506	0.491	ND(0.493)	ND(0.534)	ND(0.463)	0.669	ND(0.455)	1.1	0.431	0.518	0.635	ND(0.419)	ND(0.437)	ND(0.428)
Chromium, Total	NE	mg/kg	19.7	15.1	20.1	10.4	21.8	22.3	16.4	17.7	13.6	23.2	10.6	16.3	25.8	21.2	40.7	21.8	15.6	19.3
Lead, Total	400	mg/kg	51.4	193	67.6	60	109	38.4	31.6	21.9	67.4	48.9	44.1	76.7	128	8.79	9.81	17.8	26.9	35.4
Mercury, Total	7	mg/kg	0.084	0.201	0.263	0.084	0.372	0.105	0.451	ND(0.086)	0.082	ND(0.082)	ND(0.073)	0.096	0.15	ND(0.067)	ND(0.067)	ND(0.067)	ND(0.069)	ND(0.072)
Selenium, Total	180	mg/kg	ND(1.04)	ND(0.886)	ND(0.867)	ND(0.871)	ND(0.928)	ND(0.862)	ND(0.986)	ND(1.07)	ND(0.926)	ND(1.03)	ND(0.91)	ND(0.866)	ND(0.845)	ND(0.822)	ND(0.82)	ND(0.839)	ND(0.873)	ND(0.857)
Silver, Total	89	mg/kg	ND(0.522)	ND(0.443)	ND(0.433)	ND(0.435)	ND(0.464)	ND(0.431)	ND(0.493)	ND(0.534)	ND(0.463)	ND(0.515)	ND(0.455)	ND(0.433)	ND(0.423)	ND(0.411)	ND(0.41)	ND(0.419)	ND(0.437)	ND(0.428)
Volatile Organics by EPA 5035																				
1,1,1,2-Tetrachloroethane	0.8	mg/kg	ND(0.38)	ND(0.00046)	ND(0.00046)	ND(0.00043)	ND(0.00053)	ND(0.0004)	ND(0.00038)	ND(0.00068)	ND(0.00067)	ND(0.039)	ND(0.00036)	ND(0.00049)	ND(0.00038)	ND(0.00046)	ND(0.00042)	ND(0.00045)	ND(0.0005)	ND(0.00051)
1,1,1-Trichloroethane	78	mg/kg	ND(0.38)	ND(0.00046)	ND(0.00046)	ND(0.00043)	ND(0.00053)	ND(0.0004)	ND(0.00038)	ND(0.00068)	ND(0.00067)	ND(0.039)	ND(0.00036)	ND(0.00049)	ND(0.00038)	ND(0.00046)	ND(0.00042)	ND(0.00045)	ND(0.0005)	ND(0.00051)
1,1,2,2-Tetrachloroethane	4	mg/kg	ND(0.38)	ND(0.00046)	ND(0.00046)	ND(0.00043)	ND(0.00053)	ND(0.0004)	ND(0.00038)	ND(0.00068)	ND(0.00067)	ND(0.039)	ND(0.00036)	ND(0.00049)	ND(0.00038)	ND(0.00046)	ND(0.00042)	ND(0.00045)	ND(0.0005)	ND(0.00051)
1,1,2-Trichloroethane	0.1	mg/kg	**ND(0.75)**	ND(0.00092)	ND(0.00092)	ND(0.00085)	ND(0.0011)	ND(0.0008)	ND(0.00077)	ND(0.0014)	ND(0.0013)	ND(0.078)	ND(0.00072)	ND(0.00098)	ND(0.00077)	ND(0.00091)	ND(0.00084)	ND(0.00091)	ND(0.001)	ND(0.001)
1,1-Dichloroethane	3	mg/kg	ND(0.75)	ND(0.00092)	ND(0.00092)	ND(0.00085)	ND(0.0011)	ND(0.0008)	ND(0.00077)	ND(0.0014)	ND(0.0013)	ND(0.078)	ND(0.00072)	ND(0.00098)	ND(0.00077)	ND(0.00091)	ND(0.00084)	ND(0.00091)	ND(0.001)	ND(0.001)
1,1-Dichloroethene	14	mg/kg	ND(0.75)	ND(0.00092)	ND(0.00092)	ND(0.00085)	ND(0.0011)	ND(0.0008)	ND(0.00077)	ND(0.0014)	ND(0.0013)	ND(0.078)	ND(0.00072)	ND(0.00098)	ND(0.00077)	ND(0.00091)	ND(0.00084)	ND(0.00091)	ND(0.001)	ND(0.001)
1,1-Dichloropropene	NE	mg/kg	ND(0.38)	ND(0.00046)	ND(0.00046)	ND(0.00043)	ND(0.00053)	ND(0.0004)	ND(0.00038)	ND(0.00068)	ND(0.00067)	ND(0.039)	ND(0.00036)	ND(0.00049)	ND(0.00038)	ND(0.00046)	ND(0.00042)	ND(0.00045)	ND(0.0005)	ND(0.00051)
1,2,3-Trichlorobenzene	NE	mg/kg	ND(1.5)	ND(0.0018)	ND(0.0018)	ND(0.0017)	ND(0.0021)	ND(0.0016)	ND(0.0015)	ND(0.0027)	ND(0.0027)	ND(0.16)	ND(0.0014)	ND(0.002)	ND(0.0015)	ND(0.0018)	ND(0.0017)	ND(0.0018)	ND(0.002)	ND(0.002)
1,2,3-Trichloropropane	0.1	mg/kg	**ND(1.5)**	ND(0.0018)	ND(0.0018)	ND(0.0017)	ND(0.0021)	ND(0.0016)	ND(0.0015)	ND(0.0027)	ND(0.0027)	**ND(0.16)**	ND(0.0014)	ND(0.002)	ND(0.0015)	ND(0.0018)	ND(0.0017)	ND(0.0018)	ND(0.002)	ND(0.002)
1,2,4-Trichlorobenzene	19	mg/kg	ND(1.5)	ND(0.0018)	ND(0.0018)	ND(0.0017)	ND(0.0021)	ND(0.0016)	ND(0.0015)	ND(0.0027)	ND(0.0027)	ND(0.16)	ND(0.0014)	ND(0.002)	ND(0.0015)	ND(0.0018)	ND(0.0017)	ND(0.0018)	ND(0.002)	ND(0.002)
1,2,4-Trimethylbenzene	130	mg/kg	**150**	ND(0.0018)	ND(0.0018)	0.15	ND(0.0021)	ND(0.0016)	ND(0.0015)	ND(0.0027)	ND(0.0027)	ND(0.16)	ND(0.0014)	ND(0.002)	ND(0.0015)	ND(0.0018)	ND(0.0017)	ND(0.0018)	ND(0.002)	ND(0.002)
1,2-Dibromo-3-chloropropane	0.1	mg/kg	**ND(2.3)**	ND(0.0028)	ND(0.0028)	ND(0.0026)	ND(0.0032)	ND(0.0024)	ND(0.0023)	ND(0.0041)	ND(0.004)	**ND(0.23)**	ND(0.0022)	ND(0.0029)	ND(0.0023)	ND(0.0027)	ND(0.0025)	ND(0.0027)	ND(0.003)	ND(0.003)
1,2-Dibromoethane	0.1	mg/kg	**ND(0.75)**	ND(0.00092)	ND(0.00092)	ND(0.00085)	ND(0.0011)	ND(0.0008)	ND(0.00077)	ND(0.0014)	ND(0.0013)	ND(0.078)	ND(0.00072)	ND(0.00098)	ND(0.00077)	ND(0.00091)	ND(0.00084)	ND(0.00091)	ND(0.001)	ND(0.001)
1,2-Dichlorobenzene	88	mg/kg	ND(1.5)	ND(0.0018)	ND(0.0018)	ND(0.0017)	ND(0.0021)	ND(0.0016)	ND(0.0015)	ND(0.0027)	ND(0.0027)	ND(0.16)	ND(0.0014)	ND(0.002)	ND(0.0015)	ND(0.0018)	ND(0.0017)	ND(0.0018)	ND(0.002)	ND(0.002)
1,2-Dichloroethane	0.1	mg/kg	**ND(0.75)**	ND(0.00092)	ND(0.00092)	ND(0.00085)	ND(0.0011)	ND(0.0008)	ND(0.00077)	ND(0.0014)	ND(0.0013)	ND(0.078)	ND(0.00072)	ND(0.00098)	ND(0.00077)	ND(0.00091)	ND(0.00084)	ND(0.00091)	ND(0.001)	ND(0.001)
1,2-Dichloroethene, Total	NE	mg/kg	ND(0.75)	ND(0.00092)	ND(0.00092)	ND(0.00085)	ND(0.0011)	ND(0.0008)	ND(0.00077)	ND(0.0014)	ND(0.0013)	ND(0.078)	ND(0.00072)	ND(0.00098)	ND(0.00077)	ND(0.00091)	ND(0.00084)	ND(0.00091)	ND(0.001)	ND(0.001)
1,2-Dichloropropane	0.1	mg/kg	**ND(0.75)**	ND(0.00092)	ND(0.00092)	ND(0.00085)	ND(0.0011)	ND(0.0008)	ND(0.00077)	ND(0.0014)	ND(0.0013)	ND(0.078)	ND(0.00072)	ND(0.00098)	ND(0.00077)	ND(0.00091)	ND(0.00084)	ND(0.00091)	ND(0.001)	ND(0.001)
1,3,5-Trichlorobenzene	NE	mg/kg	ND(1.5)	ND(0.0018)	ND(0.0018)	ND(0.0017)	ND(0.0021)	ND(0.0016)	ND(0.0015)	ND(0.0027)	ND(0.0027)	ND(0.16)	ND(0.0014)	ND(0.002)	ND(0.0015)	ND(0.0018)	ND(0.0017)	ND(0.0018)	ND(0.002)	ND(0.002)
1,3,5-Trimethylbenzene	96	mg/kg	44	ND(0.0018)	ND(0.0018)	0.043	ND(0.0021)	ND(0.0016)	ND(0.0015)	ND(0.0027)	ND(0.0027)	ND(0.16)	ND(0.0014)	ND(0.002)	ND(0.0015)	ND(0.0018)	ND(0.0017)	ND(0.0018)	ND(0.002)	ND(0.002)
1,3-Dichlorobenzene	150	mg/kg	ND(1.5)	ND(0.0018)	ND(0.0018)	ND(0.0017)	ND(0.0021)	ND(0.0016)	ND(0.0015)	ND(0.0027)	ND(0.0027)	ND(0.16)	ND(0.0014)	ND(0.002)	ND(0.0015)	ND(0.0018)	ND(0.0017)	ND(0.0018)	ND(0.002)	ND(0.002)
1,3-Dichloropropene, Total	0.1	mg/kg	**ND(0.38)**	ND(0.00046)	ND(0.00046)	ND(0.00043)	ND(0.00053)	ND(0.0004)	ND(0.00038)	ND(0.00068)	ND(0.00067)	ND(0.039)	ND(0.00036)	ND(0.00049)	ND(0.00038)	ND(0.00046)	ND(0.00042)	ND(0.00045)	ND(0.0005)	ND(0.00051)
1,4-Dichlorobenzene	7	mg/kg	ND(1.5)	ND(0.0018)	ND(0.0018)	ND(0.0017)	ND(0.0021)	ND(0.0016)	ND(0.0015)	ND(0.0027)	ND(0.0027)	ND(0.16)	ND(0.0014)	ND(0.002)	ND(0.0015)	ND(0.0018)	ND(0.0017)	ND(0.0018)	ND(0.002)	ND(0.002)
1,4-Dioxane	5	mg/kg	**ND(60)**	ND(0.074)	ND(0.074)	ND(0.068)	ND(0.085)	ND(0.064)	ND(0.061)	ND(0.11)	ND(0.11)	**ND(6.2)**	ND(0.058)	ND(0.078)	ND(0.061)	ND(0.073)	ND(0.067)	ND(0.072)	ND(0.081)	ND(0.082)
2,2-Dichloropropane	NE	mg/kg	ND(1.5)	ND(0.0018)	ND(0.0018)	ND(0.0017)	ND(0.0021)	ND(0.0016)	ND(0.0015)	ND(0.0027)	ND(0.0027)	ND(0.16)	ND(0.0014)	ND(0.002)	ND(0.0015)	ND(0.0018)	ND(0.0017)	ND(0.0018)	ND(0.002)	ND(0.002)
2-Butanone	51	mg/kg	ND(7.5)	ND(0.0092)	ND(0.0092)	ND(0.0085)	ND(0.011)	ND(0.008)	ND(0.0077)	ND(0.014)	ND(0.013)	ND(0.78)	ND(0.0072)	ND(0.0098)	ND(0.0077)	ND(0.0091)	ND(0.0084)	ND(0.0091)	ND(0.01)	ND(0.01)
2-Hexanone	NE	mg/kg	ND(7.5)	ND(0.0092)	ND(0.0092)	ND(0.0085)	ND(0.011)	ND(0.008)	ND(0.0077)	ND(0.014)	ND(0.013)	ND(0.78)	ND(0.0072)	ND(0.0098)	ND(0.0077)	ND(0.0091)	ND(0.0084)	ND(0.0091)	ND(0.01)	ND(0.01)
4-Methyl-2-pentanone	29	mg/kg	ND(7.5)	ND(0.0092)	ND(0.0092)	ND(0.0085)	ND(0.011)	ND(0.008)	ND(0.0077)	ND(0.014)	ND(0.013)	ND(0.78)	ND(0.0072)	ND(0.0098)	ND(0.0077)	ND(0.0091)	ND(0.0084)	ND(0.0091)	ND(0.01)	ND(0.01)
Acetone	75	mg/kg	ND(7.5)	ND(0.023)	ND(0.023)	ND(0.021)	ND(0.027)	ND(0.02)	ND(0.019)	0.084	ND(0.034)	ND(0.78)	ND(0.018)	ND(0.024)	ND(0.019)	ND(0.023)	ND(0.021)	ND(0.023)	ND(0.025)	ND(0.025)
Benzene	0.3	mg/kg	**0.61**	ND(0.00046)	ND(0.00046)	ND(0.00043)	ND(0.00053)	ND(0.0004)	ND(0.00038)	ND(0.00068)	ND(0.00067)	ND(0.039)	ND(0.00036)	ND(0.00049)	ND(0.00038)	ND(0.00046)	ND(0.00042)	ND(0.00045)	ND(0.0005)	ND(0.00051)
Bromobenzene	NE	mg/kg	ND(1.5)	ND(0.0018)	ND(0.0018)	ND(0.0017)	ND(0.0021)	ND(0.0016)	ND(0.0015)	ND(0.0027)	ND(0.0027)	ND(0.16)	ND(0.0014)	ND(0.002)	ND(0.0015)	ND(0.0018)	ND(0.0017)	ND(0.0018)	ND(0.002)	ND(0.002)
Bromochloromethane	NE	mg/kg	ND(1.5)	ND(0.0018)	ND(0.0018)	ND(0.0017)	ND(0.0021)	ND(0.0016)	ND(0.0015)	ND(0.0027)	ND(0.0027)	ND(0.16)	ND(0.0014)	ND(0.002)	ND(0.0015)	ND(0.0018)	ND(0.0017)	ND(0.0018)	ND(0.002)	ND(0.002)
Bromodichloromethane	0.1	mg/kg	**ND(0.38)**	ND(0.00046)	ND(0.00046)	ND(0.00043)	ND(0.00053)	ND(0.0004)	ND(0.00038)	ND(0.00068)	ND(0.00067)	ND(0.039)	ND(0.00036)	ND(0.00049)	ND(0.00038)	ND(0.00046)	ND(0.00042)	ND(0.00045)	ND(0.0005)	ND(0.00051)
Bromoform	0.1	mg/kg	**ND(3)**	ND(0.0037)	ND(0.0037)	ND(0.0034)	ND(0.0043)	ND(0.0032)	ND(0.0031)	ND(0.0054)	ND(0.0054)	**ND(0.31)**	ND(0.0029)	ND(0.0039)	ND(0.0031)	ND(0.0036)	ND(0.0034)	ND(0.0036)	ND(0.004)	ND(0.0041)
Bromomethane	0.3	mg/kg	**ND(1.5)**	ND(0.0018)	ND(0.0018)	ND(0.0017)	ND(0.0021)	ND(0.0016)	ND(0.0015)	ND(0.0027)	ND(0.0027)	ND(0.16)	ND(0.0014)	ND(0.002)	ND(0.0015)	ND(0.0018)	ND(0.0017)	ND(0.0018)	ND(0.002)	ND(0.002)
Carbon disulfide	460	mg/kg	ND(7.5)	ND(0.0092)	ND(0.0092)	ND(0.0085)	ND(0.011)	ND(0.008)	ND(0.0077)	ND(0.014)	ND(0.013)	ND(0.78)	ND(0.0072)	ND(0.0098)	ND(0.0077)	ND(0.0091)	ND(0.0084)	ND(0.0091)	ND(0.01)	ND(0.01)
Carbon tetrachloride	12	mg/kg	ND(0.75)	ND(0.00092)	ND(0.00092)	ND(0.00085)	ND(0.0011)	ND(0.0008)	ND(0.00077)	ND(0.0014)	ND(0.0013)	ND(0.078)	ND(0.00072)	ND(0.00098)	ND(0.00077)	ND(0.00091)	ND(0.00084)	ND(0.00091)	ND(0.001)	ND(0.001)
Chlorobenzene	6	mg/kg	ND(0.38)	ND(0.00046)	ND(0.00046)	ND(0.00043)	ND(0.00053)	ND(0.0004)	ND(0.00038)	ND(0.00068)	ND(0.00067)	ND(0.039)	ND(0.00036)	ND(0.00049)	ND(0.00038)	ND(0.00046)	ND(0.00042)	ND(0.00045)	ND(0.0005)	ND(0.00051)
Chloroethane	NE	mg/kg	ND(1.5)	ND(0.0018)	ND(0.0018)	ND(0.0017)	ND(0.0021)	ND(0.0016)	ND(0.0015)	ND(0.0027)	ND(0.0027)	ND(0.16)	ND(0.0014)	ND(0.002)	ND(0.0015)	ND(0.0018)	ND(0.0017)	ND(0.0018)	ND(0.002)	ND(0.002)
Chloroform	3	mg/kg	ND(1.1)	ND(0.0014)	ND(0.0014)	ND(0.0013)	ND(0.0016)	ND(0.0012)	ND(0.0012)	ND(0.002)	ND(0.002)	ND(0.12)	ND(0.0011)	ND(0.0015)	ND(0.0011)	ND(0.0014)	ND(0.0012)	ND(0.0014)	ND(0.0015)	ND(0.0015)
Chloromethane	3	mg/kg	**ND(3)**	ND(0.0037)	ND(0.0037)	ND(0.0034)	ND(0.0043)	ND(0.0032)	ND(0.0031)	ND(0.0054)	ND(0.0054)	ND(0.31)	ND(0.0029)	ND(0.0039)	ND(0.0031)	ND(0.0036)	ND(0.0034)	ND(0.0036)	ND(0.004)	ND(0.0041)
cis-1,2-Dichloroethene	2	mg/kg	ND(0.75)	ND(0.00092)	ND(0.00092)	ND(0.00085)	ND(0.0011)	ND(0.0008)	ND(0.00077)	ND(0.0014)	ND(0.0013)	ND(0.078)	ND(0.00072)	ND(0.00098)	ND(0.00077)	ND(0.00091)	ND(0.00084)	ND(0.00091)	ND(0.001)	ND(0.001)
cis-1,3-Dichloropropene	0.1	mg/kg	**ND(0.38)**	ND(0.00046)	ND(0.00046)	ND(0.00043)	ND(0.00053)	ND(0.0004)	ND(0.00038)	ND(0.00068)	ND(0.00067)	ND(0.039)	ND(0.00036)	ND(0.00049)	ND(0.00038)	ND(0.00046)	ND(0.00042)	ND(0.00045)	ND(0.0005)	ND(0.00051)
Dibromochloromethane	1	mg/kg	ND(0.75)	ND(0.00092)	ND(0.00092)	ND(0.00085)	ND(0.0011)	ND(0.0008)	ND(0.00077)	ND(0.0014)	ND(0.0013)	ND(0.078)	ND(0.00072)	ND(0.00098)	ND(0.00077)	ND(0.00091)	ND(0.00084)	ND(0.00091)	ND(0.001)	ND(0.001)
Dibromomethane	NE	mg/kg	ND(1.5)	ND(0.0018)	ND(0.0018)	ND(0.0017)	ND(0.0021)	ND(0.0016)	ND(0.0015)	ND(0.0027)	ND(0.0027)	ND(0.16)	ND(0.0014)	ND(0.002)	ND(0.0015)	ND(0.0018)	ND(0.0017)	ND(0.0018)	ND(0.002)	ND(0.002)
Dichlorodifluoromethane	1000	mg/kg	ND(7.5)	ND(0.0092)	ND(0.0092)	ND(0.0085)	ND(0.011)	ND(0.008)	ND(0.0077)	ND(0.014)	ND(0.013)	ND(0.78)	ND(0.0072)	ND(0.0098)	ND(0.0077)	ND(0.0091)	ND(0.0084)	ND(0.0091)	ND(0.01)	ND(0.01)
Ethyl ether	3900	mg/kg	ND(1.5)	ND(0.0018)	ND(0.0018)	ND(0.0017)	ND(0.0021)	ND(0.0016)	ND(0.0015)	ND(0.0027)	ND(0.0027)	ND(0.16)	ND(0.0014)	ND(0.002)	ND(0.0015)	ND(0.0018)	ND(0.0017)	ND(0.0018)	ND(0.002)	ND(0.002)
Ethyl-Tert-Butyl-Ether	0.7	mg/kg	**ND(1.5)**	ND(0.0018)	ND(0.0018)	ND(0.0017)	ND(0.0021)	ND(0.0016)	ND(0.0015)	ND(0.0027)	ND(0.0027)	ND(0.16)	ND(0.0014)	ND(0.002)	ND(0.0015)	ND(0.0018)	ND(0.0017)	ND(0.0018)	ND(0.002)	ND(0.002)
Ethylbenzene	120	mg/kg	51	ND(0.00092)	ND(0.00092)	0.0085	ND(0.0011)	ND(0.0008)	ND(0.00077)	ND(0.0014)	ND(0.0013)	ND(0.078)	ND(0.00072)	ND(0.00098)	ND(0.00077)	ND(0.00091)	ND(0.00084)	ND(0.00091)	ND(0.001)	ND(0.001)
Hexachlorobutadiene	17	mg/kg	ND(3)	ND(0.0037)	ND(0.0037)	ND(0.0034)	ND(0.0043)	ND(0.0032)	ND(0.0031)	ND(0.0054)	ND(0.0054)	ND(0.31)	ND(0.0029)	ND(0.0039)	ND(0.0031)	ND(0.0036)	ND(0.0034)	ND(0.0036)	ND(0.004)	ND(0.0041)
Isopropyl Ether	10	mg/kg	ND(1.5)	ND(0.0018)	ND(0.0018)	ND(0.0017)	ND(0.0021)	ND(0.0016)	ND(0.0015)	ND(0.0027)	ND(0.0027)	ND(0.16)	ND(0.0014)	ND(0.002)	ND(0.0015)	ND(0.0018)	ND(0.0017)	ND(0.0018)	ND(0.002)	ND(0.002)
Isopropylbenzene	330	mg/kg	5.4	ND(0.00092)	ND(0.00092)	0.0028	ND(0.0011)	ND(0.0008)	ND(0.00077)	ND(0.0014)	ND(0.0013)	ND(0.078)	ND(0.00072)	ND(0.00098)	ND(0.00077)	ND(0.00091)	ND(0.00084)	ND(0.00091)	ND(0.001)	ND(0.001)
Methyl tert butyl ether	0.2	mg/kg	**ND(1.5)**	ND(0.0018)	ND(0.0018)	ND(0.0017)	ND(0.0021)	ND(0.0016)	ND(0.0015)	ND(0.0027)	ND(0.0027)	ND(0.16)	ND(0.0014)	ND(0.002)	ND(0.0015)	ND(0.0018)	ND(0.0017)	ND(0.0018)	ND(0.002)	ND(0.002)
Methylene chloride	0.1	mg/kg	**ND(3.8)**	ND(0.0046)	ND(0.0046)	ND(0.0043)	ND(0.0053)	ND(0.004)	ND(0.0038)	ND(0.0068)	ND(0.0067)	**ND(0.39)**	ND(0.0036)	ND(0.0049)	ND(0.0038)	ND(0.0046)	ND(0.0042)	ND(0.0045)	ND(0.005)	ND(0.0051)
n-Butylbenzene	110	mg/kg	6.1	ND(0.00092)	ND(0.00092)	0.0069	ND(0.0011)	ND(0.0008)	ND(0.00077)	ND(0.0014)	ND(0.0013)	0.096	ND(0.00072)	ND(0.00098)	ND(0.00077)	ND(0.00091)	ND(0.00084)	ND(0.00091)	ND(0.001)	ND(0.001)
n-Propylbenzene	85	mg/kg	22	ND(0.00092)	ND(0.00092)	0.013	ND(0.0011)	ND(0.0008)	ND(0.00077)	ND(0.0014)	ND(0.0013)	0.087	ND(0.00072)	ND(0.00098)	ND(0.00077)	ND(0.00091)	ND(0.00084)	ND(0.00091)	ND(0.001)	ND(0.001)
Naphthalene	20*	mg/kg	**24**	ND(0.0037)	ND(0.0037)	0.044	ND(0.0043)	ND(0.0032)	ND(0.0031)	ND(0.0054)	ND(0.0054)	ND(0.31)	ND(0.0029)	ND(0.0039)	ND(0.0031)	ND(0.0036)	ND(0.0034)	ND(0.0036)	ND(0.004)	ND(0.0041)
o-Chlorotoluene	15	mg/kg	ND(1.5)	ND(0.0018)	ND(0.0018)	ND(0.0017)	ND(0.0021)	ND(0.0016)	ND(0.0015)	ND(0.0027)	ND(0.0027)	ND(0.16)	ND(0.0014)	ND(0.002)	ND(0.0015)	ND(0.0018)	ND(0.0017)	ND(0.0018)	ND(0.002)	ND(0.002)
o-Xylene	NE	mg/kg	75	ND(0.00092)	ND(0.00092)	0.016	ND(0.0011)	ND(0.0008)	ND(0.00077)	ND(0.0014)	ND(0.0013)	ND(0.078)	ND(0.00072)	ND(0.00098)	ND(0.00077)	ND(0.00091)	ND(0.00084)	ND(0.00091)	ND(0.001)	ND(0.001)
p-Chlorotoluene	680	mg/kg	ND(1.5)	ND(0.0018)	ND(0.0018)	ND(0.0017)	ND(0.0021)	ND(0.0016)	ND(0.0015)	ND(0.0027)	ND(0.0027)	ND(0.16)	ND(0.0014)	ND(0.002)	ND(0.0015)	ND(0.0018)	ND(0.0017)	ND(0.0018)	ND(0.002)	ND(0.002)
p-Isopropyltoluene	NE	mg/kg	1.3	ND(0.00092)	ND(0.00092)	0.0015	ND(0.0011)	ND(0.0008)	ND(0.00077)	ND(0.0014)	ND(0.0013)	ND(0.078)	ND(0.00072)	ND(0.00098)	ND(0.00077)	ND(0.00091)	ND(0.00084)	ND(0.00091)	ND(0.001)	ND(0.001)
p/m-Xylene	NE	mg/kg	200	ND(0.0018)	ND(0.0018)	0.043	ND(0.0021)	ND(0.0016)	ND(0.0015)	ND(0.0027)	ND(0.0027)	ND(0.16)	ND(0.0014)	ND(0.002)	ND(0.0015)	ND(0.0018)	ND(0.0017)	ND(0.0018)	ND(0.002)	ND(0.002)
sec-Butylbenzene	130	mg/kg	2.5	ND(0.00092)	ND(0.00092)	0.0028	ND(0.0011)	ND(0.0008)	ND(0.00077)	ND(0.0014)	ND(0.0013)	0.25	ND(0.00072)	ND(0.00098)	ND(0.00077)	ND(0.00091)	ND(0.00084)	ND(0.00091)	ND(0.001)	ND(0.001)
Styrene	17	mg/kg	ND(0.75)	ND(0.00092)	ND(0.00092)	ND(0.00085)	ND(0.0011)	ND(0.0008)	ND(0.00077)	ND(0.0014)	ND(0.0013)	ND(0.078)	ND(0.00072)	ND(0.00098)	ND(0.00077)	ND(0.00091)	ND(0.00084)	ND(0.00091)	ND(0.001)	ND(0.001)
Tert-Butyl Alcohol	2	mg/kg	**ND(15)**	ND(0.018)	ND(0.018)	ND(0.017)	ND(0.021)	ND(0.016)	ND(0.015)	ND(0.027)	ND(0.027)	ND(1.6)	ND(0.014)	ND(0.02)	ND(0.015)	ND(0.018)	ND(0.017)	ND(0.018)	ND(0.02)	ND(0.02)
tert-Butylbenzene	100	mg/kg	ND(1.5)	ND(0.0018)	ND(0.0018)	ND(0.0017)	ND(0.0021)	ND(0.0016)	ND(0.0015)	ND(0.0027)	ND(0.0027)	ND(0.16)	ND(0.0014)	ND(0.002)	ND(0.0015)	ND(0.0018)	ND(0.0017)	ND(0.0018)	ND(0.002)	ND(0.002)
Tertiary-Amyl Methyl Ether	3	mg/kg	ND(1.5)	ND(0.0018)	ND(0.0018)	ND(0.0017)	ND(0.0021)	ND(0.0016)	ND(0.0015)	ND(0.0027)	ND(0.0027)	ND(0.16)	ND(0.0014)	ND(0.002)	ND(0.0015)	ND(0.0018)	ND(0.0017)	ND(0.0018)	ND(0.002)	ND(0.002)
Tetrachloroethene	2	mg/kg	ND(0.38)	ND(0.00046)	ND(0.00046)	ND(0.00043)	ND(0.00053)	ND(0.0004)	ND(0.00038)	ND(0.00068)	ND(0.00067)	ND(0.039)	ND(0.00036)	ND(0.00049)	ND(0.00038)	ND(0.00046)	ND(0.00042)	ND(0.00045)	ND(0.0005)	ND(0.00051)
Tetrahydrofuran	NE	mg/kg	ND(3)	ND(0.0037)	ND(0.0037)	ND(0.0034)	ND(0.0043)	ND(0.0032)	ND(0.0031)	ND(0.0054)	ND(0.0054)	ND(0.31)	ND(0.0029)	ND(0.0039)	ND(0.0031)	ND(0.0036)	ND(0.0034)	ND(0.0036)	ND(0.004)	ND(0.0041)
Toluene	100	mg/kg	58	ND(0.00092)	ND(0.00092)	0.0013	ND(0.0011)	ND(0.0008)	ND(0.00077)	ND(0.0014)	ND(0.0013)	ND(0.078)	ND(0.00072)	ND(0.00098)	ND(0.00077)	ND(0.00091)	ND(0.00084)	ND(0.00091)	ND(0.001)	ND(0.001)
trans-1,2-Dichloroethene	9	mg/kg	ND(1.1)	ND(0.0014)	ND(0.0014)	ND(0.0013)	ND(0.0016)	ND(0.0012)	ND(0.0012)	ND(0.002)	ND(0.002)	ND(0.12)	ND(0.0011)	ND(0.0015)	ND(0.0011)	ND(0.0014)	ND(0.0012)	ND(0.0014)	ND(0.0015)	ND(0.0015)
trans-1,3-Dichloropropene	0.1	mg/kg	**ND(0.75)**	ND(0.00092)	ND(0.00092)	ND(0.00085)	ND(0.0011)	ND(0.0008)	ND(0.00077)	ND(0.0014)	ND(0.0013)	ND(0.078)	ND(0.00072)	ND(0.00098)	ND(0.00077)	ND(0.00091)	ND(0.00084)	ND(0.00091)	ND(0.001)	ND(0.001)
Trichloroethene	0.8	mg/kg	ND(0.38)	ND(0.00046)	ND(0.00046)	ND(0.00043)	ND(0.00053)	ND(0.0004)	ND(0.00038)	ND(0.00068)	ND(0.00067)	ND(0.039)	ND(0.00036)	ND(0.00049)	ND(0.00038)	ND(0.00046)	ND(0.00042)	ND(0.00045)	ND(0.0005)	ND(0.00051)
Trichlorofluoromethane	1000	mg/kg	ND(3)	ND(0.0037)	ND(0.0037)	ND(0.0034)	ND(0.0043)	ND(0.0032)	ND(0.0031)	ND(0.0054)	ND(0.0054)	ND(0.31)	ND(0.0029)	ND(0.0039)	ND(0.0031)	ND(0.0036)	ND(0.0034)	ND(0.0036)	ND(0.004)	ND(0.0041)
Vinyl chloride	1	mg/kg	ND(0.75)	ND(0.00092)	ND(0.00092)	ND(0.00085)	ND(0.0011)	ND(0.0008)	ND(0.00077)	ND(0.0014)	ND(0.0013)	ND(0.078)	ND(0.00072)	ND(0.00098)	ND(0.00077)	ND(0.00091)	ND(0.00084)	ND(0.00091)	ND(0.001)	ND(0.001)
Xylenes, Total	500	mg/kg	280	ND(0.00092)	ND(0.00092)	0.059	ND(0.0011)	ND(0.0008)	ND(0.00077)	ND(0.0014)	ND(0.0013)	ND(0.078)	ND(0.00072)	ND(0.00098)	ND(0.00077)	ND(0.00091)	ND(0.00084)	ND(0.00091)	ND(0.001)	ND(0.001)
Total VOCs	NE		639.91	-	-	0.3328	-	-	-	0.084	-	0.433	-	-	-	-	-	-	-	-
EPA-TCLP																				
TCLP Lead	NE	mg/l	-	0.792	-	-	ND(0.5)	-	-	-	-	-	-	-	ND(0.5)	-	-	-	-	-

Notes:
Bolded and shaded results exceed the NH-SRS
NE = No Standard Promulgated
mg/kg = Milligram per kilogram
ppmV = Parts per million by volume
mg/L = Milligram per Liter
RCRA TCLP = Resource Conservation and Recovery Act (RCRA) Toxicity Cha
NH-SRS = NH Soil Remediation Standards Criteria per NH Soil Remediation
* = NHDES policy is to apply the Leaching Based Soil Value pending an upc

Appendix A

Limited Site Investigation Information



\\vhb\proj\Bedford\52223.00\GIS\Project\OHM4SouthBroadway.mxd

0 10 20 40 Feet

Site Boundary

Groundwater Flow Contour

Soil Boring

Monitoring Well

Groundwater Flow Direction

Route 28/97 Intersection Project
Salem Depot

Salem, New Hampshire

Groundwater Contour Map
4 South Broadway

Source: VHB, Esri, NHGRANIT

Table 1
Summary of Soil Analytical Results
4 South Broadway
Salem, New Hampshire

LOCATION	NH SRS	NH S-3	NHRISK-S-3	Units	SB-01		SB-01		SB-02		SB-02		SB-03		SB-03		SB-04		SB-04		SB-05		SB-05		SB-05		SB-06		SB-06		SB-06	
SAMPLING DATE					7/11/2017		7/12/2017		7/12/2017		7/12/2017		7/11/2017		7/11/2017		7/11/2017		7/11/2017		7/11/2017		7/12/2017		7/12/2017		7/11/2017		7/11/2017		7/12/2017	
LAB SAMPLE ID					L1724215-01		L1724215-02		L1724215-03		L1724215-04		L1724215-05		L1724215-06		L1724215-07		L1724215-08		L1724215-09		L1724215-10		L1724215-11		L1724215-12		L1724215-13		L1724215-14	
PID READING (ppmV)					0.0		0.0		13.0		1.0		30.4		25.4		3.2		4.6		73.6		55.2		0.6		763.7		442.1		0.2	
SAMPLE DEPTH (ft.)					2.4-4.5		7.5-10		7.5-10		15-17.5		0-1		5-7.5		0-2		2-5		2-4		5-7.5		10-12.5		1-2.5		2-5		7.5-10	
Gasoline Range Organics																																
Gasoline Range Organics	NE	10000	10000	mg/kg	1.7	U	2.7	U	2.5	U	-	-	5.9		7.2		-	-	1.8	U	89		4.2		1.6	U	600		320		2.7	U
General Chemistry																																
Solids, Total	NE	NE		%	90.2		91.4		88.6		91.5		87.4		88.9		83.2		79.1		79.2		88.9		88.6		74.2		74.2		89.9	
PCB by GC																																
Aroclor 1016	1	25	19	mg/kg	-	-	-	-	-	-	-	-	-	-	0.0366	U	-	-	-	-	-	-	-	-	-	-	0.0436	U	-	-	-	-
Aroclor 1221	1	25	19	mg/kg	-	-	-	-	-	-	-	-	-	-	0.0366	U	-	-	-	-	-	-	-	-	-	-	0.0436	U	-	-	-	-
Aroclor 1232	1	25	19	mg/kg	-	-	-	-	-	-	-	-	-	-	0.0366	U	-	-	-	-	-	-	-	-	-	-	0.0436	U	-	-	-	-
Aroclor 1242	1	25	19	mg/kg	-	-	-	-	-	-	-	-	-	-	0.0366	U	-	-	-	-	-	-	-	-	-	-	0.316		-	-	-	-
Aroclor 1248	1	25	19	mg/kg	-	-	-	-	-	-	-	-	-	-	0.0366	U	-	-	-	-	-	-	-	-	-	-	0.0436	U	-	-	-	-
Aroclor 1254	1	25	19	mg/kg	-	-	-	-	-	-	-	-	-	-	0.0366	U	-	-	-	-	-	-	-	-	-	-	0.0436	U	-	-	-	-
Aroclor 1260	1	25	19	mg/kg	-	-	-	-	-	-	-	-	-	-	0.0366	U	-	-	-	-	-	-	-	-	-	-	0.0436	U	-	-	-	-
Aroclor 1262	1	25	19	mg/kg	-	-	-	-	-	-	-	-	-	-	0.0366	U	-	-	-	-	-	-	-	-	-	-	0.0436	U	-	-	-	-
Aroclor 1268	1	25	19	mg/kg	-	-	-	-	-	-	-	-	-	-	0.0366	U	-	-	-	-	-	-	-	-	-	-	0.0436	U	-	-	-	-
PCBs, Total	1	25	19	mg/kg	-	-	-	-	-	-	-	-	-	-	0.0366	U	-	-	-	-	-	-	-	-	-	-	0.316		-	-	-	-
Petroleum Hydrocarbon Quantitation																																
TPH	10000	10000	10000	mg/kg	836		35.2	U	36.6	U	-	-	280		337		-	-	39.7	U	105		36.8	U	36.3	U	1110		327		36.9	U
Semivolatile Organics by GC/MS																																
Acenaphthene	340	340	12000	mg/kg	-	-	-	-	0.15	U	-	-	-	-	-	-	0.16	U	-	-	0.17	U	0.15	U	-	-	0.18	U	0.18	U	-	-
2-Chloronaphthalene	NE	NE		mg/kg	-	-	-	-	0.18	U	-	-	-	-	-	-	0.19	U	-	-	0.21	U	0.18	U	-	-	0.22	U	0.22	U	-	-
Fluoranthene	960	5000	7700	mg/kg	-	-	-	-	0.11	U	-	-	-	-	-	-	0.12	U	-	-	0.12	U	0.11	U	-	-	0.29		0.13	U	-	-
Naphthalene	5	5	3900	mg/kg	-	-	-	-	0.18	U	-	-	-	-	-	-	0.19	U	-	-	0.21	U	0.18	U	-	-	4.2		1.3		-	-
Benzo(a)anthracene	1	52	52	mg/kg	-	-	-	-	0.11	U	-	-	-	-	-	-	0.12	U	-	-	0.12	U	0.11	U	-	-	0.15		0.13	U	-	-
Benzo(a)pyrene	0.7	5	5	mg/kg	-	-	-	-	0.15	U	-	-	-	-	-	-	0.16	U	-	-	0.17	U	0.15	U	-	-	0.18	U	0.18	U	-	-
Benzo(b)fluoranthene	1	52	52	mg/kg	-	-	-	-	0.11	U	-	-	-	-	-	-	0.12	U	-	-	0.12	U	0.11	U	-	-	0.2		0.13	U	-	-
Benzo(k)fluoranthene	12	520	520	mg/kg	-	-	-	-	0.11	U	-	-	-	-	-	-	0.12	U	-	-	0.12	U	0.11	U	-	-	0.13	U	0.13	U	-	-
Chrysene	120	5200	5200	mg/kg	-	-	-	-	0.11	U	-	-	-	-	-	-	0.12	U	-	-	0.12	U	0.11	U	-	-	0.14		0.13	U	-	-
Acenaphthylene	490	490		mg/kg	-	-	-	-	0.15	U	-	-	-	-	-	-	0.16	U	-	-	0.17	U	0.15	U	-	-	0.18	U	0.18	U	-	-
Anthracene	1000	5000	58000	mg/kg	-	-	-	-	0.11	U	-	-	-	-	-	-	0.12	U	-	-	0.12	U	0.11	U	-	-	0.13	U	0.13	U	-	-
Benzo(ghi)perylene	NE	NE		mg/kg	-	-	-	-	0.15	U	-	-	-	-	-	-	0.16	U	-	-	0.17	U	0.15	U	-	-	0.18	U	0.18	U	-	-
Fluorene	77	77	7700	mg/kg	-	-	-	-	0.18	U	-	-	-	-	-	-	0.19	U	-	-	0.21	U	0.18	U	-	-	0.22	U	0.22	U	-	-
Phenanthrene	NE	NE		mg/kg	-	-	-	-	0.11	U	-	-	-	-	-	-	0.12	U	-	-	0.12	U	0.11	U	-	-	0.23		0.13	U	-	-
Dibenzo(a,h)anthracene	0.7	5	5	mg/kg	-	-	-	-	0.11	U	-	-	-	-	-	-	0.12	U	-	-	0.12	U	0.11	U	-	-	0.13	U	0.13	U	-	-
Indeno(1,2,3-cd)pyrene	1	52	52	mg/kg	-	-	-	-	0.15	U	-	-	-	-	-	-	0.16	U	-	-	0.17	U	0.15	U	-	-	0.18	U	0.18	U	-	-
Pyrene	720	5000	5800	mg/kg	-	-	-	-	0.11	U	-	-	-	-	-	-	0.12	U	-	-	0.12	U	0.11	U	-	-	0.27		0.13	U	-	-
1-Methylnaphthalene	NE	NE		mg/kg	-	-	-	-	0.18	U	-	-	-	-	-	-	0.19	U	-	-	0.21	U	0.18	U	-	-	2.9		0.79		-	-
2-Methylnaphthalene	96	100	770	mg/kg	-	-	-	-	0.22	U	-	-	-	-	-	-	0.23	U	-	-	0.25	U	0.22	U	-	-	5.1		1.5		-	-
Total Metals																																
Arsenic, Total	11	47	47	mg/kg	**12.4**		-	-	-	-	-	-	-	-	5.55		4.09		-	-	10.5		-	-	-	-	4.09		-	-	-	-
Barium, Total	1000	5000	31000	mg/kg	21		-	-	-	-	-	-	-	-	39.3		29.3		-	-	66.8		-	-	-	-	24.6		-	-	-	-
Cadmium, Total	33	280	280	mg/kg	0.431	U	-	-	-	-	-	-	-	-	0.449	U	0.467	U	-	-	0.493	U	-	-	-	-	0.618		-	-	-	-
Chromium, Total	NE	NE		mg/kg	13.9		-	-	-	-	-	-	-	-	12		13.1		-	-	37.1		-	-	-	-	15		-	-	-	-
Lead, Total	400	400		mg/kg	2.16	U	-	-	-	-	-	-	-	-	33.2		27.1		-	-	13.7		-	-	-	-	25		-	-	-	-
Mercury, Total	7	52	52	mg/kg	0.07	U	-	-	-	-	-	-	-	-	0.07	U	0.08	U	-	-	0.08	U	-	-	-	-	0.16		-	-	-	-
Selenium, Total	180	1600	1600	mg/kg	0.862	U	-	-	-	-	-	-	-	-	0.898	U	0.935	U	-	-	0.986	U	-	-	-	-	1.07	U	-	-	-	-
Silver, Total	89	690	690	mg/kg	0.431	U	-	-	-	-	-	-	-	-	0.449	U	0.467	U	-	-	0.493	U	-	-	-	-	0.533	U	-	-	-	-
Volatile Organics by GC/MS-5035																																
Methylene chloride	0.1	0.1	6000	mg/kg	0.0063	U	-	-	-	-	0.0074	U	0.012	U	-	-	-	-	0.0066	U	**0.47**	U	-	-	0.0063	U	**6**	U	-	-	-	-
1,1-Dichloroethane	3	3	7900	mg/kg	0.00094	U	-	-	-	-	0.0011	U	0.0018	U	-	-	-	-	0.00099	U	0.07	U	-	-	0.00094	U	0.9	U	-	-	-	-
Chloroform	3	3	1100	mg/kg	0.00094	U	-	-	-	-	0.0011	U	0.0018	U	-	-	-	-	0.00099	U	0.07	U	-	-	0.00094	U	0.9	U	-	-	-	-
Carbon tetrachloride	12	12	513	mg/kg	0.00063	U	-	-	-	-	0.00074	U	0.0012	U	-	-	-	-	0.00066	U	0.047	U	-	-	0.00063	U	0.6	U	-	-	-	-
1,2-Dichloropropane	0.1	0.1	1200	mg/kg	0.0022	U	-	-	-	-	0.0026	U	0.0042	U	-	-	-	-	0.0023	U	**0.16**	U	-	-	0.0022	U	**2.1**	U	-	-	-	-
Dibromochloromethane	1	1	510	mg/kg	0.00063	U	-	-	-	-	0.00074	U	0.0012	U	-	-	-	-	0.00066	U	0.047	U	-	-	0.00063	U	0.6	U	-	-	-	-
1,1,2-Trichloroethane	0.1	0.1	490	mg/kg	0.00094	U	-	-	-	-	0.0011	U	0.0018	U	-	-	-	-	0.00099	U	0.07	U	-	-	0.00094	U	**0.9**	U	-	-	-	-
Tetrachloroethene	2	2	1770	mg/kg	0.00063	U	-	-	-	-	0.00074	U	0.0012	U	-	-	-	-	0.00066	U	0.047	U	-	-	0.00063	U	0.6	U	-	-	-	-
Chlorobenzene	6	6	5900	mg/kg	0.00063	U	-	-	-	-	0.00074	U	0.0012	U	-	-	-	-	0.00066	U	0.047	U	-	-	0.00063	U	0.6	U	-	-	-	-
Trichlorofluoromethane	1000	5000	100000	mg/kg	0.0031	U	-	-	-	-	0.0037	U	0.006	U	-	-	-	-	0.0033	U	0.23	U	-	-	0.0031	U	3	U	-	-	-	-
1,2-Dichloroethane	0.1	0.1	470	mg/kg	0.00063	U	-	-	-	-	0.00074	U	0.0012	U	-	-	-	-	0.00066	U	0.047	U	-	-	0.00063	U	**0.6**	U	-	-	-	-
1,1,1-Trichloroethane	78	78	590000	mg/kg	0.00063	U	-	-	-	-	0.00074	U	0.0012	U	-	-	-	-	0.00066	U	0.047	U	-	-	0.00063	U	0.6	U	-	-	-	-
Bromodichloromethane	0.1	0.1	700	mg/kg	0.00063	U	-	-	-	-	0.00074	U	0.0012	U	-	-	-	-	0.00066	U	0.047	U	-	-	0.00063	U	**0.6**	U	-	-	-	-
trans-1,3-Dichloropropene	0.1	0.1	430	mg/kg	0.00063	U	-	-	-	-	0.00074	U	0.0012	U	-	-	-	-	0.00066	U	0.047	U	-	-	0.00063	U	**0.6**	U	-	-	-	-
cis-1,3-Dichloropropene	0.1	0.1	430	mg/kg	0.00063	U	-	-	-	-	0.00074	U	0.0012	U	-	-	-	-	0.00066	U	0.047	U	-	-	0.00063	U	**0.6**	U	-	-	-	-
1,3-Dichloropropene, Total	0.1	0.1	430	mg/kg	0.00063	U	-	-	-	-	0.00074	U	0.0012	U	-	-	-	-	0.00066	U	0.047	U	-	-	0.00063	U	**0.6**	U	-	-	-	-
1,1-Dichloropropene	NE	NE		mg/kg	0.0031	U	-	-	-	-	0.0037	U	0.006	U	-	-	-	-	0.0033	U	0.23	U	-	-	0.0031	U	3	U	-	-	-	-
Bromoform	0.1	0.1	2500	mg/kg	0.0025	U	-	-	-	-	0.003	U	0.0048	U	-	-	-	-	0.0026	U	**0.19**	U	-	-	0.0025	U	**2.4**	U	-	-	-	-
1,1,2,2-Tetrachloroethane	4	4	220	mg/kg	0.00063	U	-	-	-	-	0.00074	U	0.0012	U	-	-	-	-	0.00066	U	0.047	U	-	-	0.00063	U	0.6	U	-	-	-	-
Benzene	0.3	0.3	510	mg/kg	0.00063	U	-	-	-	-	0.00074	U	0.0012	U	-	-	-	-	0.00066	U	0.047	U	-	-	0.00063	U	**0.6**	U	-	-	-	-
Toluene	100	100	24000	mg/kg	0.00094	U	-	-	-	-	0.0011	U	0.0018	U	-	-	-	-	0.00099	U	0.07	U	-	-	0.00094	U	0.9	U	-	-	-	-
Ethylbenzene	120	140	3900	mg/kg	0.00063	U	-	-	-	-	0.00074	U	0.0039		-	-	-	-	0.00066	U	0.047	U	-	-	0.00063	U	8.3		-	-	-	-
Chloromethane	3	3		mg/kg	0.0031	U	-	-	-	-	0.0037	U	0.006	U	-	-	-	-	0.0033	U	0.23	U	-	-	0.0031	U	**3**	U	-	-	-	-
Bromomethane	0.3	0.3	490	mg/kg	0.0012	U	-	-	-	-	0.0015	U	0.0024	U	-	-	-	-	0.0013	U	0.094	U	-	-	0.0012	U	**1.2**	U	-	-	-	-
Vinyl chloride	1	9	62	mg/kg	0.0012	U	-	-	-	-	0.0015	U	0.0024	U	-	-	-	-	0.0013	U	0.094	U	-	-	0.0012	U	**1.2**	U	-	-	-	-
Chloroethane	NE	NE		mg/kg	0.0012	U	-	-	-	-	0.0015	U	0.0024	U	-	-	-	-	0.0013	U	0.094	U	-	-	0.0012	U	1.2	U	-	-	-	-
1,1-Dichloroethene	14	14	17000	mg/kg	0.00063	U	-	-	-	-	0.00074	U	0.0012	U	-	-	-	-	0.00066	U	0.047	U	-	-	0.00063	U	0.6	U	-	-	-	-
trans-1,2-Dichloroethene	9	9	7000	mg/kg	0.00094	U	-	-	-	-	0.0011	U	0.0018	U	-	-	-	-	0.00099	U	0.07	U	-	-	0.00094	U	0.9	U	-	-	-	-
Trichloroethene	0.8	0.8	106	mg/kg	0.00063	U	-	-	-	-	0.00074	U	0.0012	U	-	-	-	-	0.00066	U	0.047	U	-	-	0.00063	U	0.6	U	-	-	-	-
1,2-Dichlorobenzene	88	88	27000	mg/kg	0.0031	U	-	-	-	-	0.0037	U	0.006	U	-	-	-	-	0.0033	U	0.23	U	-	-	0.0031	U	3	U	-	-	-	-
1,3-Dichlorobenzene	150	150		mg/kg	0.0031	U	-	-	-	-	0.0037	U	0.006	U	-	-	-	-	0.0033	U	0.23	U	-	-	0.0031	U	3	U	-	-	-	-
1,4-Dichlorobenzene	7	7	8000	mg/kg	0.0031	U	-	-	-	-	0.0037	U	0.006	U	-	-	-	-	0.0033	U	0.23	U	-	-	0.0031	U	3	U	-	-	-	-
Methyl tert butyl ether	0.2	0.2	16000	mg/kg	0.0012	U	-	-	-	-	0.0015	U	0.0024	U	-	-	-	-	0.0013	U	0.094	U	-	-	0.0012	U	**1.2**	U	-	-	-	-
p/m-Xylene	NE	NE		mg/kg	0.0012	U	-	-	-	-	0.0015	U	0.005		-	-	-	-	0.0013	U	0.094	U	-	-	0.0012	U	9		-	-	-	-
o-Xylene	NE	NE		mg/kg	0.0012	U	-	-	-	-	0.0015	U	0.0024	U	-	-	-	-	0.0013	U	0.094	U	-	-	0.0012	U	1.2	U	-	-	-	-
Xylenes, Total	500	1500	59000	mg/kg	0.0012	U	-	-	-	-	0.0015	U	0.005		-	-	-	-	0.0013	U	0.094	U	-	-	0.0012	U	9		-	-	-	-
cis-1,2-Dichloroethene	2	2	700	mg/kg	0.00063	U	-	-	-	-	0.00074	U	0.0012	U	-	-	-	-	0.00066	U	0.047	U	-	-	0.00063	U	0.6	U	-	-	-	-
1,2-Dichloroethene, Total	NE	NE		mg/kg	0.00063	U	-	-	-	-	0.00074	U	0.0012	U	-	-	-	-	0.00066	U	0.047	U	-	-	0.00063	U	0.6	U	-	-	-	-
Dibromomethane	NE	NE		mg/kg	0.0063	U	-	-	-	-	0.0074	U	0.012	U	-	-	-	-	0.0066	U	0.47	U	-	-	0.0063	U	6	U	-	-	-	-

Table 1
Summary of Soil Analytical Results
4 South Broadway
Salem, New Hampshire

LOCATION	NH SRS	NH S-3	NHRISK-S-3	Units	SB-01		SB-01		SB-02		SB-02		SB-03		SB-03		SB-04		SB-04		SB-05		SB-05		SB-05		SB-06		SB-06		SB-06	
SAMPLING DATE					7/11/2017		7/12/2017		7/12/2017		7/12/2017		7/11/2017		7/11/2017		7/11/2017		7/11/2017		7/11/2017		7/12/2017		7/12/2017		7/11/2017		7/11/2017		7/12/2017	
LAB SAMPLE ID					L1724215-01		L1724215-02		L1724215-03		L1724215-04		L1724215-05		L1724215-06		L1724215-07		L1724215-08		L1724215-09		L1724215-10		L1724215-11		L1724215-12		L1724215-13		L1724215-14	
PID READING (ppmV)					0.0		0.0		13.0		1.0		30.4		25.4		3.2		4.6		73.6		55.2		0.6		763.7		442.1		0.2	
SAMPLE DEPTH (ft.)					2.4-4.5		7.5-10		7.5-10		15-17.5		0-1		5-7.5		0-2		2-5		2-4		5-7.5		10-12.5		1-2.5		2-5		7.5-10	
1,2,3-Trichloropropane	0.1	0.6	1	mg/kg	0.0063	U	-	-	-	-	0.0074	U	0.012	U	-	-	-	-	0.0066	U	**0.47**	U	-	-	0.0063	U	**6**	U	-	-	-	-
Styrene	17	17	59000	mg/kg	0.0012	U	-	-	-	-	0.0015	U	0.0024	U	-	-	-	-	0.0013	U	0.094	U	-	-	0.0012	U	1.2	U	-	-	-	-
Dichlorodifluoromethane	1000	5000	70000	mg/kg	0.0063	U	-	-	-	-	0.0074	U	0.012	U	-	-	-	-	0.0066	U	0.47	U	-	-	0.0063	U	6	U	-	-	-	-
Acetone	75	75	310000	mg/kg	0.023	U	-	-	-	-	0.026	U	0.043	U	-	-	-	-	0.024	U	1.7	U	-	-	0.022	U	21	U	-	-	-	-
Carbon disulfide	460	460	35000	mg/kg	0.0063	U	-	-	-	-	0.0074	U	0.012	U	-	-	-	-	0.0066	U	0.47	U	-	-	0.0063	U	6	U	-	-	-	-
2-Butanone	51	51	180000	mg/kg	0.0063	U	-	-	-	-	0.0074	U	0.012	U	-	-	-	-	0.0066	U	0.47	U	-	-	0.0063	U	6	U	-	-	-	-
4-Methyl-2-pentanone	29	29	24000	mg/kg	0.0063	U	-	-	-	-	0.0074	U	0.012	U	-	-	-	-	0.0066	U	0.47	U	-	-	0.0063	U	6	U	-	-	-	-
2-Hexanone	NE	NE		mg/kg	0.0063	U	-	-	-	-	0.0074	U	0.012	U	-	-	-	-	0.0066	U	0.47	U	-	-	0.0063	U	6	U	-	-	-	-
Bromochloromethane	NE	NE		mg/kg	0.0031	U	-	-	-	-	0.0037	U	0.006	U	-	-	-	-	0.0033	U	0.23	U	-	-	0.0031	U	3	U	-	-	-	-
Tetrahydrofuran	NE	NE		mg/kg	0.012	U	-	-	-	-	0.015	U	0.024	U	-	-	-	-	0.013	U	0.94	U	-	-	0.012	U	12	U	-	-	-	-
2,2-Dichloropropane	NE	NE		mg/kg	0.0031	U	-	-	-	-	0.0037	U	0.006	U	-	-	-	-	0.0033	U	0.23	U	-	-	0.0031	U	3	U	-	-	-	-
1,2-Dibromoethane	0.1	0.1	22	mg/kg	0.0025	U	-	-	-	-	0.003	U	0.0048	U	-	-	-	-	0.0026	U	**0.19**	U	-	-	0.0025	U	**2.4**	U	-	-	-	-
1,1,1,2-Tetrachloroethane	0.8	0.8	1700	mg/kg	0.00063	U	-	-	-	-	0.00074	U	0.0012	U	-	-	-	-	0.00066	U	0.047	U	-	-	0.00063	U	0.6	U	-	-	-	-
Bromobenzene	NE	NE	2360	mg/kg	0.0031	U	-	-	-	-	0.0037	U	0.006	U	-	-	-	-	0.0033	U	0.23	U	-	-	0.0031	U	3	U	-	-	-	-
n-Butylbenzene	110	110	14800	mg/kg	0.00063	U	-	-	-	-	0.00074	U	0.0012	U	-	-	-	-	0.00066	U	0.11		-	-	0.00063	U	4.1		-	-	-	-
sec-Butylbenzene	130	130		mg/kg	0.00063	U	-	-	-	-	0.00074	U	0.0012	U	-	-	-	-	0.00066	U	0.073		-	-	0.00063	U	2.1		-	-	-	-
tert-Butylbenzene	100	100		mg/kg	0.0031	U	-	-	-	-	0.0037	U	0.006	U	-	-	-	-	0.0033	U	0.23	U	-	-	0.0031	U	3	U	-	-	-	-
1,3,5-Trichlorobenzene	NE	NE		mg/kg	0.0025	U	-	-	-	-	0.003	U	0.0048	U	-	-	-	-	0.0026	U	0.19	U	-	-	0.0025	U	2.4	U	-	-	-	-
o-Chlorotoluene	15	15	5900	mg/kg	0.0031	U	-	-	-	-	0.0037	U	0.006	U	-	-	-	-	0.0033	U	0.23	U	-	-	0.0031	U	3	U	-	-	-	-
p-Chlorotoluene	680	5900	5900	mg/kg	0.0031	U	-	-	-	-	0.0037	U	0.006	U	-	-	-	-	0.0033	U	0.23	U	-	-	0.0031	U	3	U	-	-	-	-
1,2-Dibromo-3-chloropropane	0.1	0.1	25	mg/kg	0.0031	U	-	-	-	-	0.0037	U	0.006	U	-	-	-	-	0.0033	U	**0.23**	U	-	-	0.0031	U	**3**	U	-	-	-	-
Hexachlorobutadiene	17	120	120	mg/kg	0.0031	U	-	-	-	-	0.0037	U	0.006	U	-	-	-	-	0.0033	U	0.23	U	-	-	0.0031	U	3	U	-	-	-	-
Isopropylbenzene	330	330	30000	mg/kg	0.00063	U	-	-	-	-	0.00074	U	0.0019		-	-	-	-	0.00066	U	0.047	U	-	-	0.00063	U	3.2		-	-	-	-
p-Isopropyltoluene	NE	NE		mg/kg	0.00063	U	-	-	-	-	0.00074	U	0.0012	U	-	-	-	-	0.00066	U	0.061		-	-	0.00063	U	1.1		-	-	-	-
Naphthalene	5	5	3900	mg/kg	0.0031	U	-	-	-	-	0.0037	U	0.006	U	-	-	-	-	0.0033	U	0.38		-	-	0.0031	U	**10**		-	-	-	-
n-Propylbenzene	85	85	30000	mg/kg	0.00063	U	-	-	-	-	0.00074	U	0.0049		-	-	-	-	0.00066	U	0.091		-	-	0.00063	U	15		-	-	-	-
1,2,3-Trichlorobenzene	NE	NE		mg/kg	0.0031	U	-	-	-	-	0.0037	U	0.006	U	-	-	-	-	0.0033	U	0.23	U	-	-	0.0031	U	3	U	-	-	-	-
1,2,4-Trichlorobenzene	19	19	1300	mg/kg	0.0031	U	-	-	-	-	0.0037	U	0.006	U	-	-	-	-	0.0033	U	0.23	U	-	-	0.0031	U	3	U	-	-	-	-
1,3,5-Trimethylbenzene	96	96	2900	mg/kg	0.0031	U	-	-	-	-	0.0037	U	0.011		-	-	-	-	0.0033	U	0.25		-	-	0.0031	U	5.3		-	-	-	-
1,2,4-Trimethylbenzene	130	130		mg/kg	0.0031	U	-	-	-	-	0.0037	U	0.024		-	-	-	-	0.0033	U	0.42		-	-	0.0031	U	68		-	-	-	-
Ethyl ether	3900	3900	69800	mg/kg	0.0031	U	-	-	-	-	0.0037	U	0.006	U	-	-	-	-	0.0033	U	0.23	U	-	-	0.0031	U	3	U	-	-	-	-
Isopropyl Ether	10	10	5900	mg/kg	0.0025	U	-	-	-	-	0.003	U	0.0048	U	-	-	-	-	0.0026	U	0.19	U	-	-	0.0025	U	2.4	U	-	-	-	-
Tert-Butyl Alcohol	2	2	18000	mg/kg	0.063	U	-	-	-	-	0.074	U	0.12	U	-	-	-	-	0.066	U	**4.7**	U	-	-	0.063	U	**60**	U	-	-	-	-
Ethyl-Tert-Butyl-Ether	0.7	0.7	18000	mg/kg	0.0025	U	-	-	-	-	0.003	U	0.0048	U	-	-	-	-	0.0026	U	0.19	U	-	-	0.0025	U	**2.4**	U	-	-	-	-
Tertiary-Amyl Methyl Ether	3	3	5900	mg/kg	0.0025	U	-	-	-	-	0.003	U	0.0048	U	-	-	-	-	0.0026	U	0.19	U	-	-	0.0025	U	2.4	U	-	-	-	-
1,4-Dioxane	5	5	432	mg/kg	0.025	U	-	-	-	-	0.03	U	0.048	U	-	-	-	-	0.026	U	1.9	U	-	-	0.025	U	**24**	U	-	-	-	-

Notes

Shaded and bolded results meet or exceed applicable regulatory criteria
Bolded results are laboratory detection limits that exceeded the regulatory criteria
NE = Standard not established
PID = Photoionization detector
mg/kg = Milligram per kilogram, equivalent to parts per million (ppm)
U = Results not detected above the laboratory detection limit shown to the left
NH-SRS = NH Soil Remediation Standards Criteria per NH Soil Remediation Standards, Effective June 1, 2015.
NH-S2 = NH S-2 Method 1 Soil Standards Criteria per NH Risk Characterization & Management Policy, Revised February 2013.
NHRISK-S-3 = NH Risk S-3 Method 1 Soil Standards Criteria per NH Risk Characterization & Management Policy, Revised February 2013.

Table 2
Summary of Groundwater Analytical Results
4 South Broadway
Salem, New Hampshire

LOCATION	NH-AGQS	NHGW-1	NHGW-2	Units	MW-01		MW-03		MW-04		MW-06	
SAMPLING DATE					7/31/2017		8/1/2017		8/1/2017		8/1/2017	
LAB SAMPLE ID					L1726619-01		L1726619-02		L1726619-03		L1726619-04	
DEPTH TO GROUNDWATER (ft.)					1.89		3.11		4.11		3.71	
Dissolved Metals												
Arsenic, Dissolved	10	10	NE	ug/l	5	U	5		5	U	5	U
Barium, Dissolved	2000	2000	NE	ug/l	26		45		36		33	
Cadmium, Dissolved	5	5	NE	ug/l	**5**	U	**5**	U	**5**	U	**5**	U
Chromium, Dissolved	100	100	NE	ug/l	10	U	10	U	10	U	10	U
Lead, Dissolved	15	15	NE	ug/l	10	U	10	U	10	U	10	U
Mercury, Dissolved	2	2	NE	ug/l	0.2	U	0.2	U	0.2	U	0.2	U
Selenium, Dissolved	50	50	NE	ug/l	10	U	10	U	10	U	10	U
Silver, Dissolved	100	100	NE	ug/l	7	U	7	U	7	U	7	U
Gasoline Range Organics												
Gasoline Range Organics	NE	NE	NE	ug/l	200		50	U	50	U	520	
PCB by GC												
Aroclor 1016	0.5	0.5	NE	ug/l	0.25	U	-	-	-	-	0.25	U
Aroclor 1221	0.5	0.5	NE	ug/l	0.25	U	-	-	-	-	0.25	U
Aroclor 1232	0.5	0.5	NE	ug/l	0.25	U	-	-	-	-	0.25	U
Aroclor 1242	0.5	0.5	NE	ug/l	0.25	U	-	-	-	-	0.25	U
Aroclor 1248	0.5	0.5	NE	ug/l	0.25	U	-	-	-	-	0.25	U
Aroclor 1254	0.5	0.5	NE	ug/l	0.25	U	-	-	-	-	0.25	U
Aroclor 1260	0.5	0.5	NE	ug/l	0.25	U	-	-	-	-	0.25	U
Aroclor 1262	0.5	0.5	NE	ug/l	0.25	U	-	-	-	-	0.25	U
Aroclor 1268	0.5	0.5	NE	ug/l	0.25	U	-	-	-	-	0.25	U
PCBs, Total	0.5	0.5	NE	ug/l	0.25	U	-	-	-	-	0.25	U
Petroleum Hydrocarbon Quantitation												
TPH	NE	NE	NE	ug/l	200	U	200	U	200	U	201	
Semivolatile Organics by GC/MS												
Acenaphthene	420	421	NE	ug/l	2	U	2	U	2	U	2	U
2-Chloronaphthalene	NE	NE	NE	ug/l	2	U	2	U	2	U	2	U
Fluoranthene	280	280	NE	ug/l	2	U	2	U	2	U	2	U
Naphthalene	20	20	1700	ug/l	2	U	2	U	2	U	2	U
Benzo(a)anthracene	0.1	0.1	NE	ug/l	**2**	U	**2**	U	**2**	U	**2**	U
Benzo(a)pyrene	0.2	0.2	NE	ug/l	**2**	U	**2**	U	**2**	U	**2**	U
Benzo(b)fluoranthene	0.1	0.1	NE	ug/l	**2**	U	**2**	U	**2**	U	**2**	U
Benzo(k)fluoranthene	0.5	0.5	NE	ug/l	**2**	U	**2**	U	**2**	U	**2**	U
Chrysene	5	5	NE	ug/l	2	U	2	U	2	U	2	U
Acenaphthylene	420	420	NE	ug/l	2	U	2	U	2	U	2	U
Anthracene	2100	2100	NE	ug/l	2	U	2	U	2	U	2	U
Benzo(ghi)perylene	210	210	NE	ug/l	2	U	2	U	2	U	2	U
Fluorene	280	280	NE	ug/l	2	U	2	U	2	U	2	U
Phenanthrene	210	210	NE	ug/l	2	U	2	U	2	U	2	U
Dibenzo(a,h)anthracene	0.1	0.1	NE	ug/l	**2**	U	**2**	U	**2**	U	**2**	U
Indeno(1,2,3-cd)pyrene	0.1	0.1	NE	ug/l	**2**	U	**2**	U	**2**	U	**2**	U
Pyrene	210	210	NE	ug/l	2	U	2	U	2	U	2	U
1-Methylnaphthalene	160	160	NE	ug/l	2	U	2	U	2	U	2	U
2-Methylnaphthalene	280	280	NE	ug/l	2	U	2	U	2	U	2	U
Volatile Organics by GC/MS												
Methylene chloride	5	5	24000	ug/l	3	U	3	U	3	U	3	U
1,1-Dichloroethane	81	81	130	ug/l	0.75	U	0.75	U	0.75	U	0.75	U
Chloroform	70	70	70	ug/l	0.75	U	0.75	U	0.75	U	0.75	U
Carbon tetrachloride	5	5	10	ug/l	0.5	U	0.5	U	0.5	U	0.5	U
1,2-Dichloropropane	5	5	50	ug/l	1.8	U	1.8	U	1.8	U	1.8	U
Dibromochloromethane	60	60	NE	ug/l	0.5	U	0.5	U	0.5	U	0.5	U
1,1,2-Trichloroethane	5	5	20	ug/l	0.75	U	0.75	U	0.75	U	0.75	U
Tetrachloroethene	5	5	240	ug/l	0.5	U	0.5	U	0.5	U	0.5	U
Chlorobenzene	100	100	1500	ug/l	0.5	U	0.5	U	0.5	U	0.5	U
Trichlorofluoromethane	2000	2000	NE	ug/l	2.5	U	2.5	U	2.5	U	2.5	U
1,2-Dichloroethane	5	5	50	ug/l	0.5	U	0.5	U	0.5	U	0.5	U
1,1,1-Trichloroethane	200	200	27000	ug/l	0.5	U	0.5	U	0.5	U	0.5	U
Bromodichloromethane	0.6	0.6	NE	ug/l	0.5	U	0.5	U	0.5	U	0.5	U
trans-1,3-Dichloropropene	0.5	0.5	NE	ug/l	**0.5**	U	**0.5**	U	**0.5**	U	**0.5**	U
cis-1,3-Dichloropropene	0.5	0.5	NE	ug/l	**0.5**	U	**0.5**	U	**0.5**	U	**0.5**	U
1,3-Dichloropropene, Total	0.5	0.5	NE	ug/l	**0.5**	U	**0.5**	U	**0.5**	U	**0.5**	U
1,1-Dichloropropene	NE	NE	NE	ug/l	2.5	U	2.5	U	2.5	U	2.5	U
Bromoform	4	4	2800	ug/l	2	U	2	U	2	U	2	U
1,1,2,2-Tetrachloroethane	2	2	120	ug/l	0.5	U	0.5	U	0.5	U	0.5	U
Benzene	5	5	2900	ug/l	0.5	U	0.5	U	0.5	U	0.5	U
Toluene	1000	1000	50000	ug/l	0.75	U	0.75	U	0.75	U	4.3	

Table 2
Summary of Groundwater Analytical Results
4 South Broadway
Salem, New Hampshire

LOCATION	NH-AGQS	NHGW-1	NHGW-2	Units	MW-01		MW-03		MW-04		MW-06	
SAMPLING DATE					7/31/2017		8/1/2017		8/1/2017		8/1/2017	
LAB SAMPLE ID					L1726619-01		L1726619-02		L1726619-03		L1726619-04	
DEPTH TO GROUNDWATER (ft.)					1.89		3.11		4.11		3.71	
Ethylbenzene	700	700	1500	ug/l	1.1		0.5	U	0.5	U	7.4	
Chloromethane	30	30	NE	ug/l	2.5	U	2.5	U	2.5	U	2.5	U
Bromomethane	10	10	10	ug/l	1	U	1	U	1	U	1	U
Vinyl chloride	2	2	4	ug/l	1	U	1	U	1	U	1	U
Chloroethane	NE	NE	NE	ug/l	1	U	1	U	1	U	1	U
1,1-Dichloroethene	7	7	630	ug/l	0.5	U	0.5	U	0.5	U	0.5	U
trans-1,2-Dichloroethene	100	100	560	ug/l	0.75	U	0.75	U	0.75	U	0.75	U
1,2-Dichloroethene, Total	NE	NE	NE	ug/l	0.5	U	0.5	U	0.5	U	0.5	U
Trichloroethene	5	5	20	ug/l	0.5	U	0.5	U	0.5	U	0.5	U
1,2-Dichlorobenzene	600	600	14000	ug/l	2.5	U	2.5	U	2.5	U	2.5	U
1,3-Dichlorobenzene	600	600	NE	ug/l	2.5	U	2.5	U	2.5	U	2.5	U
1,4-Dichlorobenzene	75	75	80	ug/l	2.5	U	2.5	U	2.5	U	2.5	U
Methyl tert butyl ether	13	13	2600	ug/l	1	U	1	U	1	U	1	U
p/m-Xylene	NE	NE	NE	ug/l	3.3		1	U	1	U	130	
o-Xylene	NE	NE	NE	ug/l	4.7		1	U	1	U	83	
Xylenes, Total	10000	10000	17000	ug/l	8		1	U	1	U	210	
cis-1,2-Dichloroethene	70	70	NE	ug/l	0.5	U	0.5	U	0.5	U	0.5	U
Dibromomethane	NE	NE	NE	ug/l	5	U	5	U	5	U	5	U
1,2,3-Trichloropropane	0.5	0.5	NE	ug/l	**5**	U	**5**	U	**5**	U	**5**	U
Styrene	100	100	43000	ug/l	1	U	1	U	1	U	1	U
Dichlorodifluoromethane	1000	1000	NE	ug/l	5	U	5	U	5	U	5	U
Acetone	6000	6000	NE	ug/l	5	U	7.6		5	U	5	U
Carbon disulfide	70	70	NE	ug/l	5	U	5	U	5	U	5	U
2-Butanone	4000	4000	50000	ug/l	5	U	5	U	5	U	5	U
4-Methyl-2-pentanone	2000	2000	50000	ug/l	5	U	5	U	5	U	5	U
2-Hexanone	NE	NE	NE	ug/l	5	U	5	U	5	U	5	U
Bromochloromethane	NE	NE	NE	ug/l	2.5	U	2.5	U	2.5	U	2.5	U
Tetrahydrofuran	600	601	NE	ug/l	5	U	5	U	5	U	5	U
2,2-Dichloropropane	NE	NE	NE	ug/l	2.5	U	2.5	U	2.5	U	2.5	U
1,2-Dibromoethane	0.05	0.05	35	ug/l	**2**	U	**2**	U	**2**	U	**2**	U
1,1,1,2-Tetrachloroethane	70	70	NE	ug/l	0.5	U	0.5	U	0.5	U	0.5	U
Bromobenzene	60	60	NE	ug/l	2.5	U	2.5	U	2.5	U	2.5	U
n-Butylbenzene	260	260	NE	ug/l	0.74		0.5	U	0.5	U	1.4	
sec-Butylbenzene	260	260	NE	ug/l	1.1		0.5	U	0.5	U	1.3	
tert-Butylbenzene	260	260	NE	ug/l	2.5	U	2.5	U	2.5	U	2.5	U
o-Chlorotoluene	100	100	NE	ug/l	2.5	U	2.5	U	2.5	U	2.5	U
p-Chlorotoluene	100	100	NE	ug/l	2.5	U	2.5	U	2.5	U	2.5	U
1,2-Dibromo-3-chloropropane	0.2	0.2	NE	ug/l	**2.5**	U	**2.5**	U	**2.5**	U	**2.5**	U
Hexachlorobutadiene	0.5	0.5	NE	ug/l	**0.5**	U	**0.5**	U	**0.5**	U	**0.5**	U
Isopropylbenzene	800	800	NE	ug/l	0.72		0.5	U	0.5	U	4.9	
p-Isopropyltoluene	260	260	NE	ug/l	1		0.5	U	0.5	U	0.51	
Naphthalene	20	20	1700	ug/l	2.5	U	2.5	U	2.5	U	16	
n-Propylbenzene	260	260	NE	ug/l	1.8		0.54		0.5	U	4.9	
1,2,3-Trichlorobenzene	NE	NE	NE	ug/l	2.5	U	2.5	U	2.5	U	2.5	U
1,2,4-Trichlorobenzene	70	70	150	ug/l	2.5	U	2.5	U	2.5	U	2.5	U
1,3,5-Trimethylbenzene	330	330	NE	ug/l	9.9		2.5	U	2.5	U	21	
1,3,5-Trichlorobenzene	40	40	NE	ug/l	2	U	2	U	2	U	2	U
1,2,4-Trimethylbenzene	330	330	1300	ug/l	35		3		2.5	U	100	
Ethyl ether	1400	1400	NE	ug/l	2.5	U	2.5	U	2.5	U	2.5	U
Isopropyl Ether	120	120	NE	ug/l	2	U	2	U	2	U	2	U
Tert-Butyl Alcohol	40	40	NE	ug/l	10	U	10	U	10	U	10	U
Ethyl-Tert-Butyl-Ether	40	40	NE	ug/l	2	U	2	U	2	U	2	U
Tertiary-Amyl Methyl Ether	140	140	NE	ug/l	2	U	2	U	2	U	2	U
1,4-Dioxane	3	3	NE	ug/l	**250**	U	**250**	U	**250**	U	**250**	U

Notes:

Bolded, underlined, and shaded results meet or exceed the applicable regulatory thresholds
Bolded results are laboratory reporting limits that exceed the applicable regulatory thresholds
U = Not detected above the laboratory reporting limit which is given to the left of the "U"
NE = Standard has not been established for particular analyte
ug/l = Micrograms per liter, also known as parts per billion (ppb)
"-" = Sample not analyzed for specific parameter
NH-AGQS = NH Ambient GW Quality Standards Criteria per NH Ambient Groundwater Quality Standards, Effective October 22, 2016.
NHGW-1 = NH GW-1 Method 1 Groundwater Standards Criteria per NH Risk Characterization & Management Policy, Revised February 2013.
NHGW-2 = NH GW-2 Method 1 Groundwater Standards Criteria per NH Risk Characterization & Management Policy, Revised February 2013.

\\vhb\proj\Bedford\52223.00\GIS\Project\22SouthBroadway.mxd

0 15 30 60 Feet

Legend

- Property Boundary
- SoilBoringLocations
- Project Location

Route 28/97 Intersection Project
Salem Depot

Salem, New Hampshire

22 South Broadway

Source: VHB, Esri, NHGRANIT

Table 1
Summary of Soil Analytical Results
22 South Broadway
Salem, New Hampshire

LOCATION	NH SRS	NH S-1	NH S-2	NH S-3	Units	SB-01 (0-2.5)		SB-01 (7.5-10)		SB-02 (2.5-5)		SB-02 (5-7.5)		SB-03 (0-2.5)		SB-03 (5-7.5)		SB-04 (5-7.5)		SB-04 (15-17.5)		SB-05 (2.5-5)		SB-05 (10-12.5)	
SAMPLING DATE						7/10/2017		7/10/2017		7/10/2017		7/10/2017		7/10/2017		7/10/2017		7/10/2017		7/10/2017		7/10/2017		7/10/2017	
LAB SAMPLE ID						L1724210-01		L1724210-02		L1724210-03		L1724210-04		L1724210-05		L1724210-06		L1724210-07		L1724210-08		L1724210-09		L1724210-10	
PID READING (ppmV)						0.0		0.0		0.0		0.0		0.0		0.0		0.3		0.2		0.0		0.0	
SAMPLE DEPTH (ft.)						0-2.5		7.5-10		2.5-5		5-7.5		0-2.5		5-7.5		5-7.5		15-17.5		2.5-5		10-12.5	
Gasoline Range Organics																									
Gasoline Range Organics	NE	10000	10000	10000	mg/kg	3	U	-	-	2.5	U	-	-	-	-	-	-	1.4	U	-	-	1.4	U	-	-
General Chemistry																									
Solids, Total	NE	NE	NE	NE	%	84.1		84.9		92.5		88.6		86.2		88.8		89.9		86.7		88.2		86.2	
PCB by GC																									
Aroclor 1016	1	1	10	25	mg/kg	-	-	-	-	0.0341	U	-	-	-	-	-	-	-	-	-	-	-	-	-	-
Aroclor 1221	1	1	10	25	mg/kg	-	-	-	-	0.0341	U	-	-	-	-	-	-	-	-	-	-	-	-	-	-
Aroclor 1232	1	1	10	25	mg/kg	-	-	-	-	0.0341	U	-	-	-	-	-	-	-	-	-	-	-	-	-	-
Aroclor 1242	1	1	10	25	mg/kg	-	-	-	-	0.0341	U	-	-	-	-	-	-	-	-	-	-	-	-	-	-
Aroclor 1248	1	1	10	25	mg/kg	-	-	-	-	0.0341	U	-	-	-	-	-	-	-	-	-	-	-	-	-	-
Aroclor 1254	1	1	10	25	mg/kg	-	-	-	-	0.0341	U	-	-	-	-	-	-	-	-	-	-	-	-	-	-
Aroclor 1260	1	1	10	25	mg/kg	-	-	-	-	0.0341	U	-	-	-	-	-	-	-	-	-	-	-	-	-	-
Aroclor 1262	1	1	10	25	mg/kg	-	-	-	-	0.0341	U	-	-	-	-	-	-	-	-	-	-	-	-	-	-
Aroclor 1268	1	1	10	25	mg/kg	-	-	-	-	0.0341	U	-	-	-	-	-	-	-	-	-	-	-	-	-	-
PCBs, Total	1	1	10	25	mg/kg	-	-	-	-	0.0341	U	-	-	-	-	-	-	-	-	-	-	-	-	-	-
Petroleum Hydrocarbon Quantitation																									
TPH	10000	10000	10000	10000	mg/kg	38.5	U	-	-	34.3	U	-	-	-	-	-	-	36.4	U	-	-	37	U	-	-
Semivolatile Organics by GC/MS																									
Acenaphthene	340	340	340	340	mg/kg	0.15	U	-	-	-	-	0.15	U	0.15	U	-	-	0.15	U	-	-	-	-	-	-
2-Chloronaphthalene	NE	NE	NE	NE	mg/kg	0.19	U	-	-	-	-	0.18	U	0.19	U	-	-	0.18	U	-	-	-	-	-	-
Fluoranthene	960	960	2500	5000	mg/kg	0.13		-	-	-	-	0.11	U	0.11	U	-	-	0.11	U	-	-	-	-	-	-
Naphthalene	5	5	5	5	mg/kg	0.19	U	-	-	-	-	0.18	U	0.19	U	-	-	0.18	U	-	-	-	-	-	-
Benzo(a)anthracene	1	1	4	52	mg/kg	0.12	U	-	-	-	-	0.11	U	0.11	U	-	-	0.11	U	-	-	-	-	-	-
Benzo(a)pyrene	0.7	0.7	0.7	5	mg/kg	0.15	U	-	-	-	-	0.15	U	0.15	U	-	-	0.15	U	-	-	-	-	-	-
Benzo(b)fluoranthene	1	1	4	52	mg/kg	0.12	U	-	-	-	-	0.11	U	0.11	U	-	-	0.11	U	-	-	-	-	-	-
Benzo(k)fluoranthene	12	12	36	520	mg/kg	0.12	U	-	-	-	-	0.11	U	0.11	U	-	-	0.11	U	-	-	-	-	-	-
Chrysene	120	120	360	5200	mg/kg	0.12	U	-	-	-	-	0.11	U	0.11	U	-	-	0.11	U	-	-	-	-	-	-
Acenaphthylene	490	490	490	490	mg/kg	0.15	U	-	-	-	-	0.15	U	0.15	U	-	-	0.15	U	-	-	-	-	-	-
Anthracene	1000	1000	2500	5000	mg/kg	0.12	U	-	-	-	-	0.11	U	0.11	U	-	-	0.11	U	-	-	-	-	-	-
Benzo(ghi)perylene	NE	NE	NE	NE	mg/kg	0.15	U	-	-	-	-	0.15	U	0.15	U	-	-	0.15	U	-	-	-	-	-	-
Fluorene	77	77	77	77	mg/kg	0.19	U	-	-	-	-	0.18	U	0.19	U	-	-	0.18	U	-	-	-	-	-	-
Phenanthrene	NE	NE	NE	NE	mg/kg	0.12	U	-	-	-	-	0.11	U	0.11	U	-	-	0.11	U	-	-	-	-	-	-
Dibenzo(a,h)anthracene	0.7	0.7	0.7	5	mg/kg	0.12	U	-	-	-	-	0.11	U	0.11	U	-	-	0.11	U	-	-	-	-	-	-
Indeno(1,2,3-cd)pyrene	1	1	4	52	mg/kg	0.15	U	-	-	-	-	0.15	U	0.15	U	-	-	0.15	U	-	-	-	-	-	-
Pyrene	720	720	2500	5000	mg/kg	0.12	U	-	-	-	-	0.11	U	0.11	U	-	-	0.11	U	-	-	-	-	-	-
1-Methylnaphthalene	NE	NE	NE	NE	mg/kg	0.19	U	-	-	-	-	0.18	U	0.19	U	-	-	0.18	U	-	-	-	-	-	-
2-Methylnaphthalene	96	96	100	100	mg/kg	0.23	U	-	-	-	-	0.22	U	0.23	U	-	-	0.22	U	-	-	-	-	-	-
Total Metals																									
Arsenic, Total	11	11	11	47	mg/kg	-	-	3.36		-	-	-	-	5.45		-	-	-	-	-	-	3.74		-	-
Barium, Total	1000	1000	2500	5000	mg/kg	-	-	16.7		-	-	-	-	28.4		-	-	-	-	-	-	27.7		-	-
Cadmium, Total	33	33	280	280	mg/kg	-	-	0.454	U	-	-	-	-	0.53		-	-	-	-	-	-	0.436	U	-	-
Chromium, Total	NE	NE	NE	NE	mg/kg	-	-	12.9		-	-	-	-	17.5		-	-	-	-	-	-	13.2		-	-
Lead, Total	400	400	400	400	mg/kg	-	-	2.27	U	-	-	-	-	55.3		-	-	-	-	-	-	2.4		-	-
Mercury, Total	7	7	52	52	mg/kg	-	-	0.08	U	-	-	-	-	0.25		-	-	-	-	-	-	0.07	U	-	-
Selenium, Total	180	180	1600	1600	mg/kg	-	-	0.907	U	-	-	-	-	0.899	U	-	-	-	-	-	-	0.871	U	-	-
Silver, Total	89	89	690	690	mg/kg	-	-	0.454	U	-	-	-	-	0.449	U	-	-	-	-	-	-	0.436	U	-	-
Volatile Organics by GC/MS-5035																									
Methylene chloride	0.1	0.1	0.1	0.1	mg/kg	-	-	0.005	U	-	-	0.0053	U	-	-	0.0047	U	0.0048	U	0.0099	U	0.0058	U	0.0048	U
1,1-Dichloroethane	3	3	3	3	mg/kg	-	-	0.00076	U	-	-	0.00079	U	-	-	0.0007	U	0.00072	U	0.0015	U	0.00087	U	0.00072	U
Chloroform	3	3	3	3	mg/kg	-	-	0.00076	U	-	-	0.00079	U	-	-	0.0007	U	0.00072	U	0.0015	U	0.00087	U	0.00072	U
Carbon tetrachloride	12	12	12	12	mg/kg	-	-	0.0005	U	-	-	0.00053	U	-	-	0.00047	U	0.00048	U	0.00099	U	0.00058	U	0.00048	U

Table 1
Summary of Soil Analytical Results
22 South Broadway
Salem, New Hampshire

LOCATION						SB-01 (0-2.5)		SB-01 (7.5-10)		SB-02 (2.5-5)		SB-02 (5-7.5)		SB-03 (0-2.5)		SB-03 (5-7.5)		SB-04 (5-7.5)		SB-04 (15-17.5)		SB-05 (2.5-5)		SB-05 (10-12.5)	
SAMPLING DATE						7/10/2017		7/10/2017		7/10/2017		7/10/2017		7/10/2017		7/10/2017		7/10/2017		7/10/2017		7/10/2017		7/10/2017	
LAB SAMPLE ID	NH SRS	NH S-1	NH S-2	NH S-3	Units	L1724210-01		L1724210-02		L1724210-03		L1724210-04		L1724210-05		L1724210-06		L1724210-07		L1724210-08		L1724210-09		L1724210-10	
PID READING (ppmV)						0.0		0.0		0.0		0.0		0.0		0.0		0.3		0.2		0.0		0.0	
SAMPLE DEPTH (ft.)						0-2.5		7.5-10		2.5-5		5-7.5		0-2.5		5-7.5		5-7.5		15-17.5		2.5-5		10-12.5	
1,2-Dichloropropane	0.1	0.1	0.1	0.1	mg/kg	-	-	0.0018	U	-	-	0.0018	U	-	-	0.0016	U	0.0017	U	0.0035	U	0.002	U	0.0017	U
Dibromochloromethane	1	1	1	1	mg/kg	-	-	0.0005	U	-	-	0.00053	U	-	-	0.00047	U	0.00048	U	0.00099	U	0.00058	U	0.00048	U
1,1,2-Trichloroethane	0.1	0.1	0.1	0.1	mg/kg	-	-	0.00076	U	-	-	0.00079	U	-	-	0.0007	U	0.00072	U	0.0015	U	0.00087	U	0.00072	U
Tetrachloroethene	2	2	2	2	mg/kg	-	-	0.0005	U	-	-	0.00053	U	-	-	0.00059		0.00048	U	0.00099	U	0.00087		0.0012	
Chlorobenzene	6	6	6	6	mg/kg	-	-	0.0005	U	-	-	0.00053	U	-	-	0.00047	U	0.00048	U	0.00099	U	0.00058	U	0.00048	U
Trichlorofluoromethane	1000	1000	2500	5000	mg/kg	-	-	0.0025	U	-	-	0.0026	U	-	-	0.0023	U	0.0024	U	0.005	U	0.0029	U	0.0024	U
1,2-Dichloroethane	0.1	0.1	0.1	0.1	mg/kg	-	-	0.0005	U	-	-	0.00053	U	-	-	0.00047	U	0.00048	U	0.00099	U	0.00058	U	0.00048	U
1,1,1-Trichloroethane	78	78	78	78	mg/kg	-	-	0.0005	U	-	-	0.00053	U	-	-	0.00047	U	0.00048	U	0.00099	U	0.00058	U	0.00048	U
Bromodichloromethane	0.1	0.1	0.1	0.1	mg/kg	-	-	0.0005	U	-	-	0.00053	U	-	-	0.00047	U	0.00048	U	0.00099	U	0.00058	U	0.00048	U
trans-1,3-Dichloropropene	0.1	0.1	0.1	0.1	mg/kg	-	-	0.0005	U	-	-	0.00053	U	-	-	0.00047	U	0.00048	U	0.00099	U	0.00058	U	0.00048	U
cis-1,3-Dichloropropene	0.1	0.1	0.1	0.1	mg/kg	-	-	0.0005	U	-	-	0.00053	U	-	-	0.00047	U	0.00048	U	0.00099	U	0.00058	U	0.00048	U
1,3-Dichloropropene, Total	0.1	0.1	0.1	0.1	mg/kg	-	-	0.0005	U	-	-	0.00053	U	-	-	0.00047	U	0.00048	U	0.00099	U	0.00058	U	0.00048	U
1,1-Dichloropropene	NE	NE	NE	NE	mg/kg	-	-	0.0025	U	-	-	0.0026	U	-	-	0.0023	U	0.0024	U	0.005	U	0.0029	U	0.0024	U
Bromoform	0.1	0.1	0.1	0.1	mg/kg	-	-	0.002	U	-	-	0.0021	U	-	-	0.0019	U	0.0019	U	0.004	U	0.0023	U	0.0019	U
1,1,2,2-Tetrachloroethane	4	4	4	4	mg/kg	-	-	0.0005	U	-	-	0.00053	U	-	-	0.00047	U	0.00048	U	0.00099	U	0.00058	U	0.00048	U
Benzene	0.3	0.3	0.3	0.3	mg/kg	-	-	0.0005	U	-	-	0.00053	U	-	-	0.00047	U	0.00048	U	0.00099	U	0.00058	U	0.00048	U
Toluene	100	100	100	100	mg/kg	-	-	0.00076	U	-	-	0.00079	U	-	-	0.0007	U	0.00072	U	0.0015	U	0.00087	U	0.00072	U
Ethylbenzene	120	120	140	140	mg/kg	-	-	0.0005	U	-	-	0.00053	U	-	-	0.00047	U	0.00048	U	0.00099	U	0.00058	U	0.00048	U
Chloromethane	3	3	3	3	mg/kg	-	-	0.0025	U	-	-	0.0026	U	-	-	0.0023	U	0.0024	U	0.005	U	0.0029	U	0.0024	U
Bromomethane	0.3	0.3	0.3	0.3	mg/kg	-	-	0.001	U	-	-	0.001	U	-	-	0.00094	U	0.00096	U	0.002	U	0.0012	U	0.00096	U
Vinyl chloride	1	1	7	9	mg/kg	-	-	0.001	U	-	-	0.001	U	-	-	0.00094	U	0.00096	U	0.002	U	0.0012	U	0.00096	U
Chloroethane	NE	NE	NE	NE	mg/kg	-	-	0.001	U	-	-	0.001	U	-	-	0.00094	U	0.00096	U	0.002	U	0.0012	U	0.00096	U
1,1-Dichloroethene	14	14	14	14	mg/kg	-	-	0.0005	U	-	-	0.00053	U	-	-	0.00047	U	0.00048	U	0.00099	U	0.00058	U	0.00048	U
trans-1,2-Dichloroethene	9	9	9	9	mg/kg	-	-	0.00076	U	-	-	0.00079	U	-	-	0.0007	U	0.00072	U	0.0015	U	0.00087	U	0.00072	U
Trichloroethene	0.8	0.8	0.8	0.8	mg/kg	-	-	0.0005	U	-	-	0.00053	U	-	-	0.00047	U	0.00048	U	0.00099	U	0.00058	U	0.00048	U
1,2-Dichlorobenzene	88	88	88	88	mg/kg	-	-	0.0025	U	-	-	0.0026	U	-	-	0.0023	U	0.0024	U	0.005	U	0.0029	U	0.0024	U
1,3-Dichlorobenzene	150	150	150	150	mg/kg	-	-	0.0025	U	-	-	0.0026	U	-	-	0.0023	U	0.0024	U	0.005	U	0.0029	U	0.0024	U
1,4-Dichlorobenzene	7	7	7	7	mg/kg	-	-	0.0025	U	-	-	0.0026	U	-	-	0.0023	U	0.0024	U	0.005	U	0.0029	U	0.0024	U
Methyl tert butyl ether	0.2	0.2	0.2	0.2	mg/kg	-	-	0.001	U	-	-	0.001	U	-	-	0.00094	U	0.00096	U	0.002	U	0.0012	U	0.00096	U
p/m-Xylene	NE	NE	NE	NE	mg/kg	-	-	0.001	U	-	-	0.001	U	-	-	0.00094	U	0.00096	U	0.002	U	0.0012	U	0.00096	U
o-Xylene	NE	NE	NE	NE	mg/kg	-	-	0.001	U	-	-	0.001	U	-	-	0.00094	U	0.00096	U	0.002	U	0.0012	U	0.00096	U
Xylenes, Total	500	500	1000	1500	mg/kg	-	-	0.001	U	-	-	0.001	U	-	-	0.00094	U	0.00096	U	0.002	U	0.0012	U	0.00096	U
cis-1,2-Dichloroethene	2	2	2	2	mg/kg	-	-	0.0005	U	-	-	0.00053	U	-	-	0.00047	U	0.00048	U	0.00099	U	0.00058	U	0.00048	U
1,2-Dichloroethene, Total	NE	NE	NE	NE	mg/kg	-	-	0.0005	U	-	-	0.00053	U	-	-	0.00047	U	0.00048	U	0.00099	U	0.00058	U	0.00048	U
Dibromomethane	NE	NE	NE	NE	mg/kg	-	-	0.005	U	-	-	0.0053	U	-	-	0.0047	U	0.0048	U	0.0099	U	0.0058	U	0.0048	U
1,2,3-Trichloropropane	0.1	0.1	0.1	0.6	mg/kg	-	-	0.005	U	-	-	0.0053	U	-	-	0.0047	U	0.0048	U	0.0099	U	0.0058	U	0.0048	U
Styrene	17	17	17	17	mg/kg	-	-	0.001	U	-	-	0.001	U	-	-	0.00094	U	0.00096	U	0.002	U	0.0012	U	0.00096	U
Dichlorodifluoromethane	1000	1000	2500	5000	mg/kg	-	-	0.005	U	-	-	0.0053	U	-	-	0.0047	U	0.0048	U	0.0099	U	0.0058	U	0.0048	U
Acetone	75	75	75	75	mg/kg	-	-	0.018	U	-	-	0.019	U	-	-	0.017	U	0.017	U	0.036	U	0.021	U	0.017	U
Carbon disulfide	460	460	460	460	mg/kg	-	-	0.005	U	-	-	0.0053	U	-	-	0.0047	U	0.0048	U	0.0099	U	0.0058	U	0.0048	U
2-Butanone	51	51	51	51	mg/kg	-	-	0.005	U	-	-	0.0053	U	-	-	0.0047	U	0.0048	U	0.0099	U	0.0058	U	0.0048	U
4-Methyl-2-pentanone	29	29	29	29	mg/kg	-	-	0.005	U	-	-	0.0053	U	-	-	0.0047	U	0.0048	U	0.0099	U	0.0058	U	0.0048	U
2-Hexanone	NE	NE	NE	NE	mg/kg	-	-	0.005	U	-	-	0.0053	U	-	-	0.0047	U	0.0048	U	0.0099	U	0.0058	U	0.0048	U
Bromochloromethane	NE	NE	NE	NE	mg/kg	-	-	0.0025	U	-	-	0.0026	U	-	-	0.0023	U	0.0024	U	0.005	U	0.0029	U	0.0024	U
Tetrahydrofuran	NE	NE	NE	NE	mg/kg	-	-	0.01	U	-	-	0.01	U	-	-	0.0094	U	0.0096	U	0.02	U	0.012	U	0.0096	U
2,2-Dichloropropane	NE	NE	NE	NE	mg/kg	-	-	0.0025	U	-	-	0.0026	U	-	-	0.0023	U	0.0024	U	0.005	U	0.0029	U	0.0024	U
1,2-Dibromoethane	0.1	0.1	0.1	0.1	mg/kg	-	-	0.002	U	-	-	0.0021	U	-	-	0.0019	U	0.0019	U	0.004	U	0.0023	U	0.0019	U
1,1,1,2-Tetrachloroethane	0.8	0.8	0.8	0.8	mg/kg	-	-	0.0005	U	-	-	0.00053	U	-	-	0.00047	U	0.00048	U	0.00099	U	0.00058	U	0.00048	U
Bromobenzene	NE	NE	NE	NE	mg/kg	-	-	0.0025	U	-	-	0.0026	U	-	-	0.0023	U	0.0024	U	0.005	U	0.0029	U	0.0024	U
n-Butylbenzene	110	110	110	110	mg/kg	-	-	0.0005	U	-	-	0.00053	U	-	-	0.00047	U	0.00048	U	0.00099	U	0.00058	U	0.00048	U
sec-Butylbenzene	130	130	130	130	mg/kg	-	-	0.0005	U	-	-	0.00053	U	-	-	0.00047	U	0.00048	U	0.00099	U	0.00058	U	0.00048	U
tert-Butylbenzene	100	100	100	100	mg/kg	-	-	0.0025	U	-	-	0.0026	U	-	-	0.0023	U	0.0024	U	0.005	U	0.0029	U	0.0024	U
1,3,5-Trichlorobenzene	NE	NE	NE	NE	mg/kg	-	-	0.002	U	-	-	0.0021	U	-	-	0.0019	U	0.0019	U	0.004	U	0.0023	U	0.0019	U
o-Chlorotoluene	15	15	15	15	mg/kg	-	-	0.0025	U	-	-	0.0026	U	-	-	0.0023	U	0.0024	U	0.005	U	0.0029	U	0.0024	U
p-Chlorotoluene	680	680	5900	5900	mg/kg	-	-	0.0025	U	-	-	0.0026	U	-	-	0.0023	U	0.0024	U	0.005	U	0.0029	U	0.0024	U
1,2-Dibromo-3-chloropropane	0.1	0.1	0.1	0.1	mg/kg	-	-	0.0025	U	-	-	0.0026	U	-	-	0.0023	U	0.0024	U	0.005	U	0.0029	U	0.0024	U
Hexachlorobutadiene	17	17	53	120	mg/kg	-	-	0.0025	U	-	-	0.0026	U	-	-	0.0023	U	0.0024	U	0.005	U	0.0029	U	0.0024	U
Isopropylbenzene	330	330	330	330	mg/kg	-	-	0.0005	U	-	-	0.00053	U	-	-	0.00047	U	0.00048	U	0.00099	U	0.00058	U	0.00048	U

Table 1
Summary of Soil Analytical Results
22 South Broadway
Salem, New Hampshire

LOCATION	NH SRS	NH S-1	NH S-2	NH S-3	Units	SB-01 (0-2.5)		SB-01 (7.5-10)		SB-02 (2.5-5)		SB-02 (5-7.5)		SB-03 (0-2.5)		SB-03 (5-7.5)		SB-04 (5-7.5)		SB-04 (15-17.5)		SB-05 (2.5-5)		SB-05 (10-12.5)	
SAMPLING DATE						7/10/2017		7/10/2017		7/10/2017		7/10/2017		7/10/2017		7/10/2017		7/10/2017		7/10/2017		7/10/2017		7/10/2017	
LAB SAMPLE ID						L1724210-01		L1724210-02		L1724210-03		L1724210-04		L1724210-05		L1724210-06		L1724210-07		L1724210-08		L1724210-09		L1724210-10	
PID READING (ppmV)						0.0		0.0		0.0		0.0		0.0		0.0		0.3		0.2		0.0		0.0	
SAMPLE DEPTH (ft.)						0-2.5		7.5-10		2.5-5		5-7.5		0-2.5		5-7.5		5-7.5		15-17.5		2.5-5		10-12.5	
p-Isopropyltoluene	NE	NE	NE	NE	mg/kg	-	-	0.0005	U	-	-	0.00053	U	-	-	0.00047	U	0.00048	U	0.00099	U	0.00058	U	0.00048	U
Naphthalene	5	5	5	5	mg/kg	-	-	0.0025	U	-	-	0.0026	U	-	-	0.0023	U	0.0024	U	0.005	U	0.0029	U	0.0024	U
n-Propylbenzene	85	85	85	85	mg/kg	-	-	0.0005	U	-	-	0.00053	U	-	-	0.00047	U	0.00048	U	0.00099	U	0.00058	U	0.00048	U
1,2,3-Trichlorobenzene	NE	NE	NE	NE	mg/kg	-	-	0.0025	U	-	-	0.0026	U	-	-	0.0023	U	0.0024	U	0.005	U	0.0029	U	0.0024	U
1,2,4-Trichlorobenzene	19	19	19	19	mg/kg	-	-	0.0025	U	-	-	0.0026	U	-	-	0.0023	U	0.0024	U	0.005	U	0.0029	U	0.0024	U
1,3,5-Trimethylbenzene	96	96	96	96	mg/kg	-	-	0.0025	U	-	-	0.0026	U	-	-	0.0023	U	0.0024	U	0.005	U	0.0029	U	0.0024	U
1,2,4-Trimethylbenzene	130	130	130	130	mg/kg	-	-	0.0025	U	-	-	0.0026	U	-	-	0.0023	U	0.0024	U	0.005	U	0.0029	U	0.0024	U
Ethyl ether	3900	3900	3900	3900	mg/kg	-	-	0.0025	U	-	-	0.0026	U	-	-	0.0023	U	0.0024	U	0.005	U	0.0029	U	0.0024	U
Isopropyl Ether	10	10	10	10	mg/kg	-	-	0.002	U	-	-	0.0021	U	-	-	0.0019	U	0.0019	U	0.004	U	0.0023	U	0.0019	U
Tert-Butyl Alcohol	2	2	2	2	mg/kg	-	-	0.05	U	-	-	0.053	U	-	-	0.047	U	0.048	U	0.099	U	0.058	U	0.048	U
Ethyl-Tert-Butyl-Ether	0.7	0.7	0.7	0.7	mg/kg	-	-	0.002	U	-	-	0.0021	U	-	-	0.0019	U	0.0019	U	0.004	U	0.0023	U	0.0019	U
Tertiary-Amyl Methyl Ether	3	3	3	3	mg/kg	-	-	0.002	U	-	-	0.0021	U	-	-	0.0019	U	0.0019	U	0.004	U	0.0023	U	0.0019	U
1,4-Dioxane	5	5	5	5	mg/kg	-	-	0.02	U	-	-	0.021	U	-	-	0.019	U	0.019	U	0.04	U	0.023	U	0.019	U

Notes

Shaded and bolded results meet or exceed applicable regulatory criteria
Bolded results are laboratory detection limits that exceeded the regulatory criteria
NE = Standard not established
PID = Photoionization detector
mg/kg = Milligram per kilogram, equivalent to parts per million (ppm)
U = Results not detected above the laboratory detection limit shown to the left
NH-SRS = NH Soil Remediation Standards Criteria per NH Soil Remediation Standards, Effective June 1, 2015.
NH-S3 = NH S-3 Method 1 Soil Standards Criteria per NH Risk Characterization & Management Policy, Revised February 2013.
NH-S1 = NH S-1 Method 1 Soil Standards Criteria per NH Risk Characterization & Management Policy, Revised February 2013.
NH-S2 = NH S-2 Method 1 Soil Standards Criteria per NH Risk Characterization & Management Policy, Revised February 2013.

Table 2
Summary of Groundwater Analytical Results
22 South Broadway
Salem, New Hampshire

LOCATION	NH-AGQS	NHGW-1	NHGW-2	Units	MW-01		MW-02		MW-05	
SAMPLING DATE					7/31/2017		7/31/2017		7/31/2017	
LAB SAMPLE ID					L1726617-01		L1726617-02		L1726617-03	
DEPTH TO GROUNDWATER (ft.)					6.5		4.14		2.75	
Dissolved Metals										
Arsenic, Dissolved	10	10	NE	ug/l	5	U	5	U	5	U
Barium, Dissolved	2000	2000	NE	ug/l	17		55		52	
Cadmium, Dissolved	5	5	NE	ug/l	5	U	5	U	5	U
Chromium, Dissolved	100	100	NE	ug/l	10	U	10	U	10	U
Lead, Dissolved	15	15	NE	ug/l	10	U	10	U	10	U
Mercury, Dissolved	2	2	NE	ug/l	0.2	U	0.2	U	0.2	U
Selenium, Dissolved	50	50	NE	ug/l	10	U	10	U	10	U
Silver, Dissolved	100	100	NE	ug/l	7	U	7	U	7	U
Gasoline Range Organics										
Gasoline Range Organics	NE	NE	NE	ug/l	50	U	50	U	50	U
PCB by GC										
Aroclor 1016	0.5	0.5	NE	ug/l	-	-	0.25	U	-	-
Aroclor 1221	0.5	0.5	NE	ug/l	-	-	0.25	U	-	-
Aroclor 1232	0.5	0.5	NE	ug/l	-	-	0.25	U	-	-
Aroclor 1242	0.5	0.5	NE	ug/l	-	-	0.25	U	-	-
Aroclor 1248	0.5	0.5	NE	ug/l	-	-	0.25	U	-	-
Aroclor 1254	0.5	0.5	NE	ug/l	-	-	0.25	U	-	-
Aroclor 1260	0.5	0.5	NE	ug/l	-	-	0.25	U	-	-
Aroclor 1262	0.5	0.5	NE	ug/l	-	-	0.25	U	-	-
Aroclor 1268	0.5	0.5	NE	ug/l	-	-	0.25	U	-	-
PCBs, Total	0.5	0.5	NE	ug/l	-	-	0.25	U	-	-
Petroleum Hydrocarbon Quantitation										
TPH	NE	NE	NE	ug/l	200	U	200	U	200	U
Semivolatile Organics by GC/MS										
Acenaphthene	420	420	NE	ug/l	2	U	2	U	1.9	U
2-Chloronaphthalene	NE	NE	NE	ug/l	2	U	2	U	1.9	U
Fluoranthene	280	280	NE	ug/l	2	U	2	U	1.9	U
Naphthalene	20	20	1700	ug/l	2	U	2	U	1.9	U
Benzo(a)anthracene	0.1	0.1	NE	ug/l	2	U	2	U	1.9	U
Benzo(a)pyrene	0.2	0.2	NE	ug/l	2	U	2	U	1.9	U
Benzo(b)fluoranthene	0.1	0.1	NE	ug/l	2	U	2	U	1.9	U
Benzo(k)fluoranthene	0.5	0.5	NE	ug/l	2	U	2	U	1.9	U
Chrysene	5	5	NE	ug/l	2	U	2	U	1.9	U
Acenaphthylene	420	420	NE	ug/l	2	U	2	U	1.9	U
Anthracene	2100	2100	NE	ug/l	2	U	2	U	1.9	U
Benzo(ghi)perylene	210	210	NE	ug/l	2	U	2	U	1.9	U
Fluorene	280	280	NE	ug/l	2	U	2	U	1.9	U
Phenanthrene	210	210	NE	ug/l	2	U	2	U	1.9	U
Dibenzo(a,h)anthracene	0.1	0.1	NE	ug/l	2	U	2	U	1.9	U
Indeno(1,2,3-cd)pyrene	0.1	0.1	NE	ug/l	2	U	2	U	1.9	U
Pyrene	210	210	NE	ug/l	2	U	2	U	1.9	U
1-Methylnaphthalene	160	NE	NE	ug/l	2	U	2	U	1.9	U
2-Methylnaphthalene	280	280	NE	ug/l	2	U	2	U	1.9	U
Volatile Organics by GC/MS	NE	NE	NE							
Methylene chloride	5	5	24000	ug/l	3	U	3	U	3	U
1,1-Dichloroethane	81	81	130	ug/l	0.75	U	0.75	U	0.75	U
Chloroform	70	70	70	ug/l	0.75	U	0.75	U	0.75	U
Carbon tetrachloride	5	5	10	ug/l	0.5	U	0.5	U	0.5	U
1,2-Dichloropropane	5	5	50	ug/l	1.8	U	1.8	U	1.8	U
Dibromochloromethane	60	60	NE	ug/l	0.5	U	0.5	U	0.5	U
1,1,2-Trichloroethane	5	5	20	ug/l	0.75	U	0.75	U	0.75	U
Tetrachloroethene	5	5	240	ug/l	0.5	U	0.96		1.9	
Chlorobenzene	100	100	1500	ug/l	0.5	U	0.5	U	0.5	U

Table 2
Summary of Groundwater Analytical Results
22 South Broadway
Salem, New Hampshire

LOCATION	NH-AGQS	NHGW-1	NHGW-2	Units	MW-01		MW-02		MW-05	
SAMPLING DATE					7/31/2017		7/31/2017		7/31/2017	
LAB SAMPLE ID					L1726617-01		L1726617-02		L1726617-03	
DEPTH TO GROUNDWATER (ft.)					6.5		4.14		2.75	
Trichlorofluoromethane	2000	2000	NE	ug/l	2.5	U	2.5	U	2.5	U
1,2-Dichloroethane	5	5	50	ug/l	0.5	U	0.5	U	0.5	U
1,1,1-Trichloroethane	200	200	27000	ug/l	0.5	U	0.5	U	0.5	U
Bromodichloromethane	0.6	0.6	NE	ug/l	0.5	U	0.5	U	0.5	U
trans-1,3-Dichloropropene	0.5	0.5	NE	ug/l	0.5	U	0.5	U	0.5	U
cis-1,3-Dichloropropene	0.5	0.5	NE	ug/l	0.5	U	0.5	U	0.5	U
1,3-Dichloropropene, Total	0.5	0.5	NE	ug/l	0.5	U	0.5	U	0.5	U
1,1-Dichloropropene	NE	NE	NE	ug/l	2.5	U	2.5	U	2.5	U
Bromoform	4	4	2800	ug/l	2	U	2	U	2	U
1,1,2,2-Tetrachloroethane	2	2	120	ug/l	0.5	U	0.5	U	0.5	U
Benzene	5	5	2900	ug/l	0.5	U	0.5	U	0.5	U
Toluene	1000	1000	50000	ug/l	0.75	U	0.75	U	0.75	U
Ethylbenzene	700	700	1500	ug/l	0.5	U	0.5	U	0.5	U
Chloromethane	30	30	NE	ug/l	2.5	U	2.5	U	2.5	U
Bromomethane	10	10	10	ug/l	1	U	1	U	1	U
Vinyl chloride	2	2	4	ug/l	1	U	1	U	1	U
Chloroethane	NE	NE	NE	ug/l	1	U	1	U	1	U
1,1-Dichloroethene	7	7	630	ug/l	0.5	U	0.5	U	0.5	U
trans-1,2-Dichloroethene	100	100	560	ug/l	0.75	U	0.75	U	0.75	U
1,2-Dichloroethene, Total	NE	NE	NE	ug/l	0.5	U	0.5	U	1.9	
Trichloroethene	5	5	20	ug/l	0.5	U	0.5	U	0.62	
1,2-Dichlorobenzene	600	600	14000	ug/l	2.5	U	2.5	U	2.5	U
1,3-Dichlorobenzene	600	600	NE	ug/l	2.5	U	2.5	U	2.5	U
1,4-Dichlorobenzene	75	75	80	ug/l	2.5	U	2.5	U	2.5	U
Methyl tert butyl ether	13	13	2600	ug/l	1	U	1	U	1	U
p/m-Xylene	NE	NE	NE	ug/l	1	U	1	U	1	U
o-Xylene	NE	NE	NE	ug/l	1	U	1	U	1	U
Xylenes, Total	10000	10000	17000	ug/l	1	U	1	U	1	U
cis-1,2-Dichloroethene	70	70	NE	ug/l	0.5	U	0.5	U	1.9	
Dibromomethane	NE	NE	NE	ug/l	5	U	5	U	5	U
1,2,3-Trichloropropane	0.5	40	NE	ug/l	5	U	5	U	5	U
Styrene	100	100	43000	ug/l	1	U	1	U	1	U
Dichlorodifluoromethane	1000	1000	NE	ug/l	5	U	5	U	5	U
Acetone	6000	6000	NE	ug/l	5	U	5	U	5	U
Carbon disulfide	70	70	NE	ug/l	5	U	5	U	5	U
2-Butanone	4000	4000	50000	ug/l	5	U	5	U	5	U
4-Methyl-2-pentanone	2000	2000	50000	ug/l	5	U	5	U	5	U
2-Hexanone	NE	NE	NE	ug/l	5	U	5	U	5	U
Bromochloromethane	NE	NE	NE	ug/l	2.5	U	2.5	U	2.5	U
Tetrahydrofuran	600	154	NE	ug/l	5	U	5	U	5	U
2,2-Dichloropropane	NE	NE	NE	ug/l	2.5	U	2.5	U	2.5	U
1,2-Dibromoethane	0.05	0.05	35	ug/l	2	U	2	U	2	U
1,1,1,2-Tetrachloroethane	70	70	NE	ug/l	0.5	U	0.5	U	0.5	U
Bromobenzene	60	60	NE	ug/l	2.5	U	2.5	U	2.5	U
n-Butylbenzene	260	260	NE	ug/l	0.5	U	0.5	U	0.5	U
sec-Butylbenzene	260	260	NE	ug/l	0.5	U	0.5	U	0.5	U
tert-Butylbenzene	260	260	NE	ug/l	2.5	U	2.5	U	2.5	U
o-Chlorotoluene	100	100	NE	ug/l	2.5	U	2.5	U	2.5	U
p-Chlorotoluene	100	100	NE	ug/l	2.5	U	2.5	U	2.5	U
1,2-Dibromo-3-chloropropane	0.2	0.2	NE	ug/l	2.5	U	2.5	U	2.5	U
Hexachlorobutadiene	0.5	0.5	NE	ug/l	0.5	U	0.5	U	0.5	U
Isopropylbenzene	800	800	NE	ug/l	0.5	U	0.5	U	0.5	U
p-Isopropyltoluene	260	260	NE	ug/l	0.5	U	0.5	U	0.5	U
Naphthalene	20	20	1700	ug/l	2.5	U	2.5	U	2.5	U

Table 2
Summary of Groundwater Analytical Results
22 South Broadway
Salem, New Hampshire

LOCATION	NH-AGQS	NHGW-1	NHGW-2	Units	MW-01		MW-02		MW-05	
SAMPLING DATE					7/31/2017		7/31/2017		7/31/2017	
LAB SAMPLE ID					L1726617-01		L1726617-02		L1726617-03	
DEPTH TO GROUNDWATER (ft.)					6.5		4.14		2.75	
n-Propylbenzene	260	260	NE	ug/l	0.5	U	0.5	U	0.5	U
1,2,3-Trichlorobenzene	NE	NE	NE	ug/l	2.5	U	2.5	U	2.5	U
1,2,4-Trichlorobenzene	70	70	150	ug/l	2.5	U	2.5	U	2.5	U
1,3,5-Trimethylbenzene	330	330	NE	ug/l	2.5	U	2.5	U	2.5	U
1,3,5-Trichlorobenzene	40	40	NE	ug/l	2	U	2	U	2	U
1,2,4-Trimethylbenzene	330	330	1300	ug/l	2.5	U	2.5	U	2.5	U
Ethyl ether	1400	1400	NE	ug/l	2.5	U	2.5	U	2.5	U
Isopropyl Ether	120	120	NE	ug/l	2	U	2	U	2	U
Tert-Butyl Alcohol	40	40	NE	ug/l	10	U	10	U	10	U
Ethyl-Tert-Butyl-Ether	40	40	NE	ug/l	2	U	2	U	2	U
Tertiary-Amyl Methyl Ether	140	140	NE	ug/l	2	U	2	U	2	U
1,4-Dioxane	3	3	NE	ug/l	250	U	250	U	250	U

Notes:

Bolded, underlined, and shaded results meet or exceed the applicable regulatory thresholds
Bolded results are laboratory reporting limits that exceed the applicable regulatory thresholds
U = Not detected above the laboratory reporting limit which is given to the left of the "U"
NE = Standard has not been established for particular analyte
ug/l = Micrograms per liter, also known as parts per billion (ppb)
"-" = Sample not analyzed for specific parameter
NH-AGQS = NH Ambient GW Quality Standards Criteria per NH Ambient Groundwater Quality Standards, Effective October 22, 2016.
NHGW-1 = NH GW-1 Method 1 Groundwater Standards Criteria per NH Risk Characterization & Management Policy, Revised February 2013.
NHGW-2 = NH GW-2 Method 1 Groundwater Standards Criteria per NH Risk Characterization & Management Policy, Revised February 2013.

Appendix B

Soil Boring Logs

CLIENT:	New Hampshire Department of Transportation
PROJECT:	Salem Depot
PROJECT #:	52223.00
DIGSAFE:	20200702921
DRILLER:	Geosearch Inc.
DRILLING DATE:	2/18/2020
DRILLING METHOD:	Vacuum Truck
SAMPLING METHOD:	Continuous
PRE-CLEAR DEPTH:	3 feet
LOGGED BY:	MJM

LOCATION ID:	**SB-1**
ESTIMATED DEPTH TO WATER (ft.):	Unknown
TOTAL BORING DEPTH (ft.):	3
BOTTOM OF WELL DEPTH (ft.):	n/a
PVC DIAMETER, SLOT:	n/a
RISER LENGTH (ft.):	n/a
SCREEN LENGTH (ft.):	n/a
FINISH:	Asphalt Patch
REFUSAL ENCOUNTERED:	No

NOTES/SKETCH:

Composite Sample Obtained at 0900

DEPTH (ft.)	LAB SAMPLE	BLOWS (per 6-in)	RECOVERY (in.)	PID (ppmV)	SOIL DESCRIPTION
		n/a			
0-0.5			n/a	0.0	Tan, fine SAND with trace fine Gravel. Dry, no odor, non-plastic, low-density,
0.5-1.0			n/a	0.0	Tan, fine SAND with trace dark brown Silt . Dry, no odor, non-plastic, low-density.
1.0-1.5			n/a	0.0	Tan to brown, medium to coarse SAND. Dry, no odor, non-plastic, low-density.
1.5-2.0	Preserved for VOCs		n/a	0.0	Dark brown, medium to fine SAND with some Gravel. Dyr, no odor, non-plastic, low-density.
2.0-2.5			n/a	0.0	Like above.
2.5-3.0			n/a	0.0	Tan to brown, medium to coarse SAND, trace Gravel. Dry, no odor, non-plastic, low-density.

WELL CONSTRUCTION (ft.)

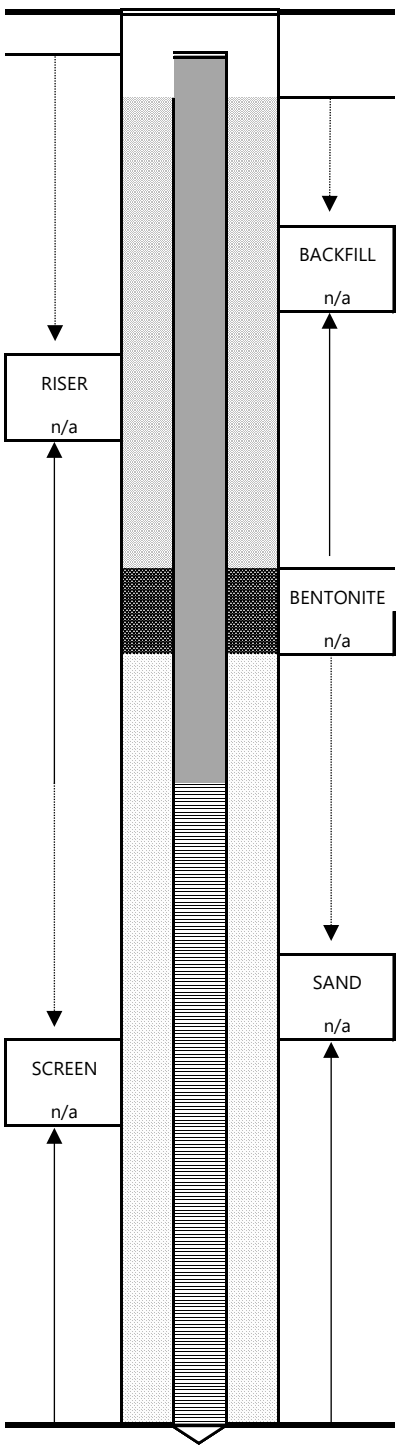

SOIL DESCRIPTIONS:

1) PRIMARY GRAIN SIZE
(BOULDERS, COBBLES,GRAVEL, SAND (COARSE, FINE) SILT, CLAY)
2) SECONDARY GRAIN SIZE
(TRACE=0-10% LITTLE=10-20% SOME=20-35% AND=35-50%)
3) PLASTICITY (VERY HIGH, HIGH, MED., LOW, SLIGHT, NON-PLASTIC)
4) MOISTURE (WET, MOIST, DRY)
5) DENSITY (LOOSE, MEDIUM DENSE, HARD)
6) ANGULARITY
(V. ANGULAR, ANG, SUB ANG, SUB ROUNDED, ROUNDED, WELL ROUNDED)
7) COLOR (GREY, BROWN, etc.)
8) STRUCTURES, STAINING, ALTERATION
(LAMINATED, BEDDED, IRON STAINED, ETC.)
9) ODORS/ORGANIC CONTENT (PETROLEUM, SEPTIC)
10) GEOLOGICAL INTERPRETATION (I.E. FILL/TILL, GLACIAL CLAY,CHANNEL DEPOSIT, etc.)

CLIENT:	New Hampshire Department of Transportation
PROJECT:	Salem Depot
PROJECT #:	52223.00
DIGSAFE:	20200702921
DRILLER:	Geosearch Inc.
DRILLING DATE:	2/18/2020
DRILLING METHOD:	Vacuum Truck
SAMPLING METHOD:	Continuous
PRE-CLEAR DEPTH:	3 feet
LOGGED BY:	MJM

LOCATION ID:	**SB-2**
ESTIMATED DEPTH TO WATER (ft.):	Unknown
TOTAL BORING DEPTH (ft.):	3
BOTTOM OF WELL DEPTH (ft.):	n/a
PVC DIAMETER, SLOT:	n/a
RISER LENGTH (ft.):	n/a
SCREEN LENGTH (ft.):	n/a
FINISH:	Asphalt Patch
REFUSAL ENCOUNTERED:	No

NOTES/SKETCH:

Composite Sample Obtained at 0930

DEPTH (ft.)	LAB SAMPLE	BLOWS (per 6-in)	RECOVERY (in.)	PID (ppmV)	SOIL DESCRIPTION
		n/a			
0-0.5			n/a	0.0	Brown, coarse SAND with trace Gravel. Dry, no odor, non-plastic, low-density.
0.5-1.0			n/a	0.0	Like above.
1.0-1.5	Preserved for VOCs		n/a	0.0	Like (0-0.5)
1.5-2.0			n/a	0.0	Tan to dark brown, coarse SAND. Dry, no odor, non-plastic, low-density.
2.0-2.5			n/a	0.0	Tan to dark brown, fine SAND. Dry, no odor, non-plastic, low-density.
2.5-3.0			n/a	0.0	Like above.

WELL CONSTRUCTION (ft.)

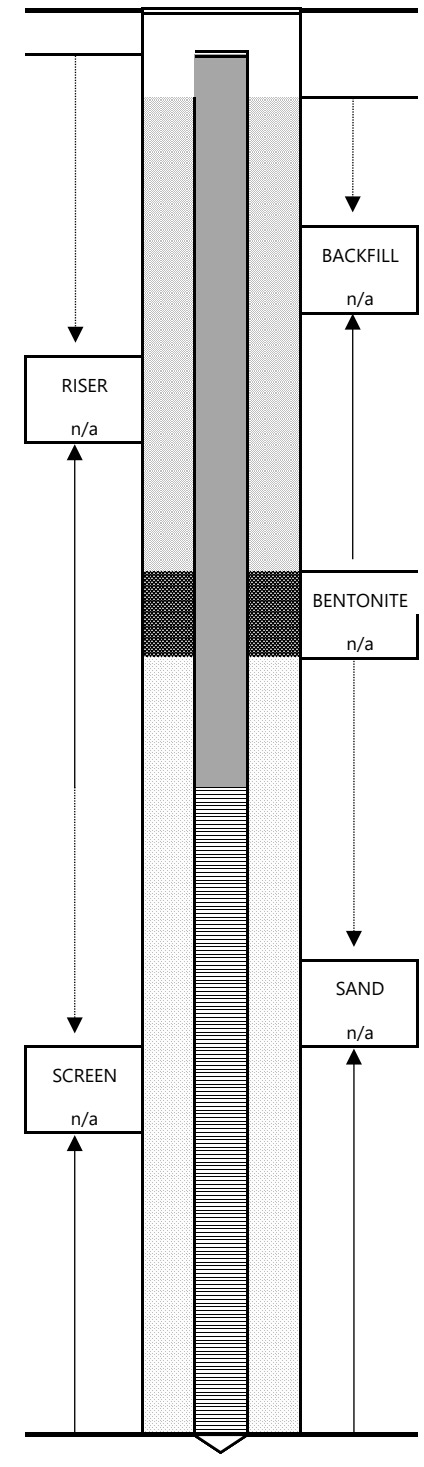

SOIL DESCRIPTIONS:

1) PRIMARY GRAIN SIZE
(BOULDERS, COBBLES,GRAVEL, SAND (COARSE, FINE) SILT, CLAY)
2) SECONDARY GRAIN SIZE
(TRACE=0-10% LITTLE=10-20% SOME=20-35% AND=35-50%)
3) PLASTICITY (VERY HIGH, HIGH, MED., LOW, SLIGHT, NON-PLASTIC)
4) MOISTURE (WET, MOIST, DRY)
5) DENSITY (LOOSE, MEDIUM DENSE, HARD)
6) ANGULARITY
(V. ANGULAR, ANG, SUB ANG, SUB ROUNDED, ROUNDED, WELL ROUNDED)
7) COLOR (GREY, BROWN, etc.)
8) STRUCTURES, STAINING, ALTERATION
(LAMINATED, BEDDED, IRON STAINED, ETC.)
9) ODORS/ORGANIC CONTENT (PETROLEUM, SEPTIC)
10) GEOLOGICAL INTERPRETATION (I.E. FILL/TILL, GLACIAL CLAY,CHANNEL DEPOSIT, etc.)

CLIENT:	New Hampshire Department of Transportation
PROJECT:	Salem Depot
PROJECT #:	52223.00
DIGSAFE:	20200702921
DRILLER:	Geosearch Inc.
DRILLING DATE:	2/18/2020 , 2/14/2020
DRILLING METHOD:	Vacuum Truck, Geoprobe
SAMPLING METHOD:	Continuous
PRE-CLEAR DEPTH:	6 feet
LOGGED BY:	MJM

LOCATION ID:	**SB-3**
ESTIMATED DEPTH TO WATER (ft.):	5.50
TOTAL BORING DEPTH (ft.):	10
BOTTOM OF WELL DEPTH (ft.):	n/a
PVC DIAMETER, SLOT:	n/a
RISER LENGTH (ft.):	n/a
SCREEN LENGTH (ft.):	n/a
FINISH:	Asphalt Patch
REFUSAL ENCOUNTERED:	No

NOTES/SKETCH:

Composite Sample Obtained at 0830 2/24

DEPTH (ft.)	LAB SAMPLE	BLOWS (per 6-in)	RECOVERY (in.)	PID (ppmV)	SOIL DESCRIPTION
		n/a			
0-2			n/a	0.0	Brown, medium SAND. Dry, no odor, non-plastic, low-density.
2-4			n/a	0.0	Tan, fine SAND with trace Gravel. Dry, no odor, non-plastic, low-density.
4-6			n/a	0.0	Tan, fine SAND with trace Gravel. Moist, no odor, non-plastic, low-density.
6-8	Preserved for VOCs		38"	0.0	(0-18") Brown, fine SAND. Dry, no odor, non-plastic, low-density.
8-10				0.0	(16-38") Tan, fine SAND. Wet, no odor, non-plastic, low to moderate-density.

WELL CONSTRUCTION (ft.)

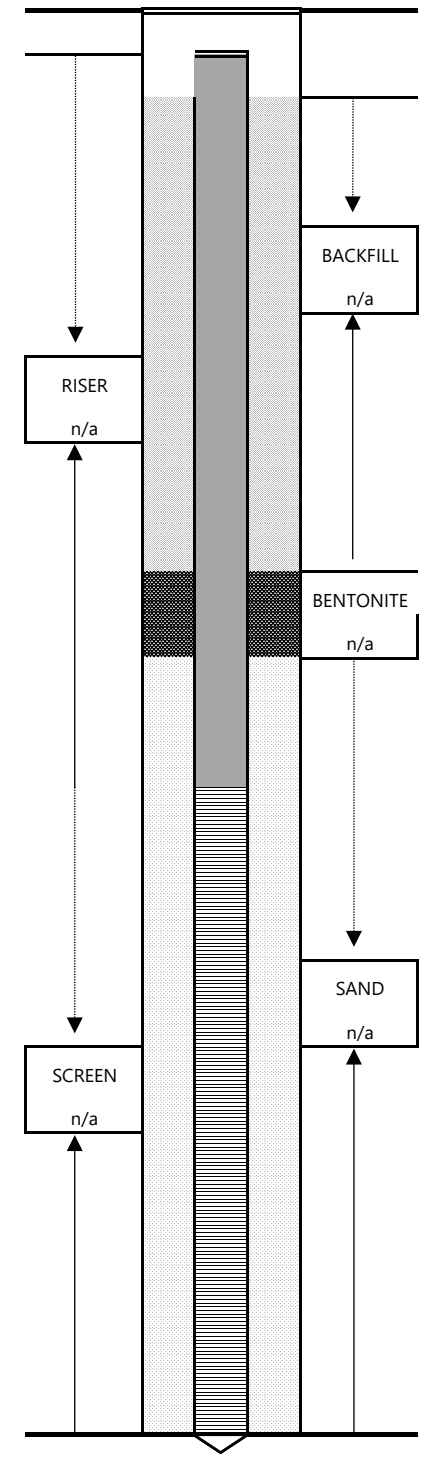

SOIL DESCRIPTIONS:

1) PRIMARY GRAIN SIZE
(BOULDERS, COBBLES,GRAVEL, SAND (COARSE, FINE) SILT, CLAY)
2) SECONDARY GRAIN SIZE
(TRACE=0-10% LITTLE=10-20% SOME=20-35% AND=35-50%)
3) PLASTICITY (VERY HIGH, HIGH, MED., LOW, SLIGHT, NON-PLASTIC)
4) MOISTURE (WET, MOIST, DRY)
5) DENSITY (LOOSE, MEDIUM DENSE, HARD)
6) ANGULARITY
(V. ANGULAR, ANG, SUB ANG, SUB ROUNDED, ROUNDED, WELL ROUNDED)
7) COLOR (GREY, BROWN, etc.)
8) STRUCTURES, STAINING, ALTERATION
(LAMINATED, BEDDED, IRON STAINED, ETC.)
9) ODORS/ORGANIC CONTENT (PETROLEUM, SEPTIC)
10) GEOLOGICAL INTERPRETATION (I.E. FILL/TILL, GLACIAL CLAY,CHANNEL DEPOSIT, etc.)

CLIENT:	New Hampshire Department of Transportation
PROJECT:	Salem Depot
PROJECT #:	52223.00
DIGSAFE:	20200702921
DRILLER:	Geosearch Inc.
DRILLING DATE:	2/18/2020
DRILLING METHOD:	Vacuum Truck, Geoprobe
SAMPLING METHOD:	Continuous
PRE-CLEAR DEPTH:	4 feet
LOGGED BY:	MJM

LOCATION ID:	**SB-4**
ESTIMATED DEPTH TO WATER (ft.):	Unknown
TOTAL BORING DEPTH (ft.):	4 feet
BOTTOM OF WELL DEPTH (ft.):	n/a
PVC DIAMETER, SLOT:	n/a
RISER LENGTH (ft.):	n/a
SCREEN LENGTH (ft.):	n/a
FINISH:	Asphalt Patch
REFUSAL ENCOUNTERED:	No

NOTES/SKETCH:

Composite Sample Obtained at 1030

DEPTH (ft.)	LAB SAMPLE	BLOWS (per 6-in)	RECOVERY (in.)	PID (ppmV)	SOIL DESCRIPTION
		n/a			
0-0.5			n/a	0.0	Tan to dark brown, fine to coarse SAND, trace Gravel. Dry, no odor, non-plastic, low-density.
0.5-1			n/a	0.0	Dark brown, fine SAND with trace Gravel. Dry, no odor, non-plastic, low-density.
1-1.5			n/a	0.0	Dark brown, fine SAND with trace Gravel. Dry, no odor, non-plastic, low-density.
1.5-2			n/a	0.0	Dark brown, fine SAND with trace Gravel. Dry, no odor, non-plastic, low-density.
2-2.5			n/a	0.0	Dark brown, fine SAND with trace Gravel. Dry, no odor, non-plastic, low-density.
2.5-3			n/a	0.0	Dark brown to tan, fine to medium SAND. Dry, no odor, non-plastic, low-density.
3-3.5	Preserved for VOCs		n/a	0.0	Dark brown to tan, fine to medium SAND. Dry, no odor, non-plastic, low-density.
3.5-4			n/a	0.0	Dark brown to tan, fine to medium SAND. Dry, no odor, non-plastic, low-density.

WELL CONSTRUCTION (ft.)

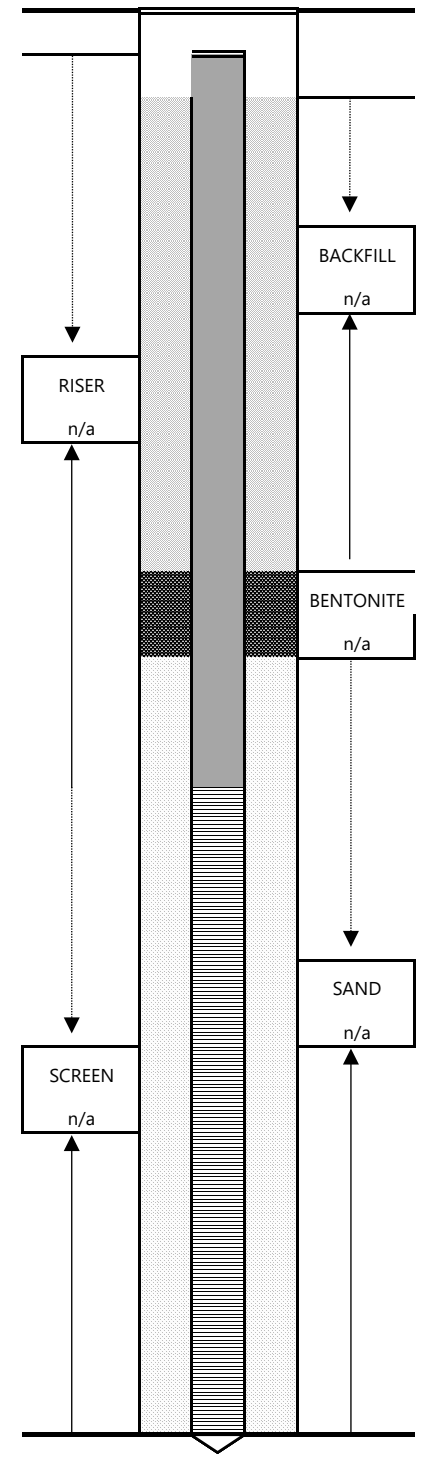

SOIL DESCRIPTIONS:

1) PRIMARY GRAIN SIZE
(BOULDERS, COBBLES,GRAVEL, SAND (COARSE, FINE) SILT, CLAY)
2) SECONDARY GRAIN SIZE
(TRACE=0-10% LITTLE=10-20% SOME=20-35% AND=35-50%)
3) PLASTICITY (VERY HIGH, HIGH, MED., LOW, SLIGHT, NON-PLASTIC)
4) MOISTURE (WET, MOIST, DRY)
5) DENSITY (LOOSE, MEDIUM DENSE, HARD)
6) ANGULARITY
(V. ANGULAR, ANG, SUB ANG, SUB ROUNDED, ROUNDED, WELL ROUNDED)
7) COLOR (GREY, BROWN, etc.)
8) STRUCTURES, STAINING, ALTERATION
(LAMINATED, BEDDED, IRON STAINED, ETC.)
9) ODORS/ORGANIC CONTENT (PETROLEUM, SEPTIC)
10) GEOLOGICAL INTERPRETATION (I.E. FILL/TILL, GLACIAL CLAY,CHANNEL DEPOSIT, etc.)

CLIENT:	New Hampshire Department of Transportation
PROJECT:	Salem Depot
PROJECT #:	52223.00
DIGSAFE:	20200702921
DRILLER:	Geosearch Inc.
DRILLING DATE:	2/18/2020 , 2/24/2020
DRILLING METHOD:	Vacuum Truck, Geoprobe
SAMPLING METHOD:	Continuous
PRE-CLEAR DEPTH:	4 feet
LOGGED BY:	MJM

LOCATION ID:	**SB-5**
ESTIMATED DEPTH TO WATER (ft.):	4.5'
TOTAL BORING DEPTH (ft.):	10
BOTTOM OF WELL DEPTH (ft.):	n/a
PVC DIAMETER, SLOT:	n/a
RISER LENGTH (ft.):	n/a
SCREEN LENGTH (ft.):	n/a
FINISH:	Asphalt Patch
REFUSAL ENCOUNTERED:	Yes, at 8 feet

NOTES/SKETCH:

Boring moved due to refusal @ 8 feet

Sample composited at 0900, 2/24/20

DEPTH (ft.)	LAB SAMPLE	BLOWS (per 6-in)	RECOVERY (in.)	PID (ppmV)	SOIL DESCRIPTION
		n/a			
0-2			n/a	0.0	Tan, fine SAND with trace gravels of Asphalt. Dry, no odor, non-plastic, low-density.
2-4			n/a	0.0	Tan to dark brown, fine SAND. Dry, no odor, non-plastic, low density.
4-6			n/a	0.0	Hit refusal at 5' in three separate attempts. Coarse boulders or concrete pad expected.
6-8			31"	0.0	Tan, fine SAND. Wet, no odor, non-plastic, low to moderate-density.
8-10				n/a	Refusal at 8'
4-6 (Geoprobe)			n/a	0.0	Brown to tan, fine SAND with trace Gravel. Moist, no odor, non-plastic, low to moderate density.

WELL CONSTRUCTION (ft.)

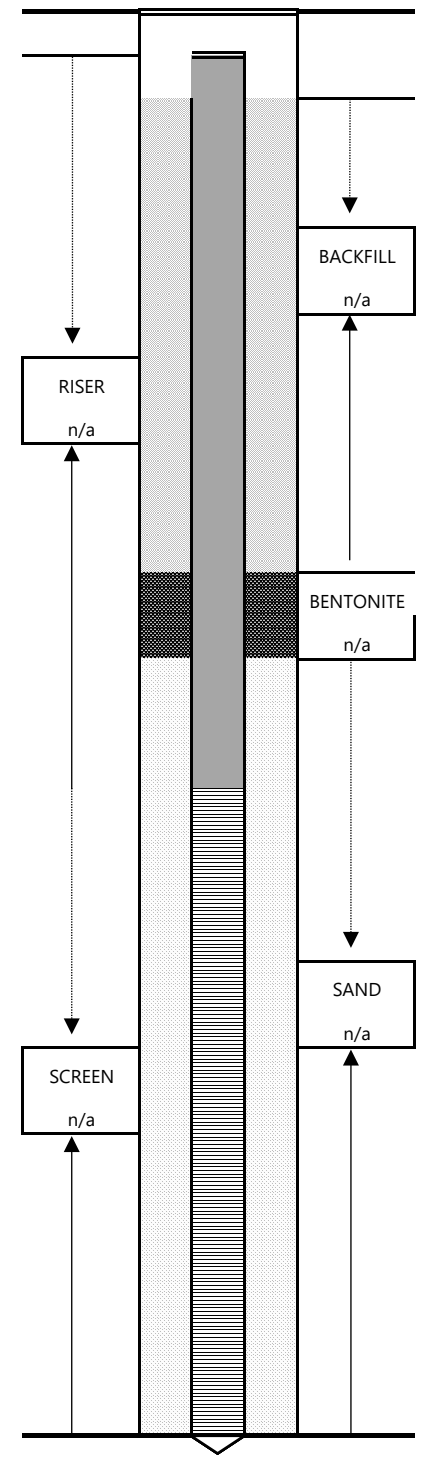

SOIL DESCRIPTIONS:

1) PRIMARY GRAIN SIZE
(BOULDERS, COBBLES,GRAVEL, SAND (COARSE, FINE) SILT, CLAY)
2) SECONDARY GRAIN SIZE
(TRACE=0-10% LITTLE=10-20% SOME=20-35% AND=35-50%)
3) PLASTICITY (VERY HIGH, HIGH, MED., LOW, SLIGHT, NON-PLASTIC)
4) MOISTURE (WET, MOIST, DRY)
5) DENSITY (LOOSE, MEDIUM DENSE, HARD)
6) ANGULARITY
(V. ANGULAR, ANG, SUB ANG, SUB ROUNDED, ROUNDED, WELL ROUNDED)
7) COLOR (GREY, BROWN, etc.)
8) STRUCTURES, STAINING, ALTERATION
(LAMINATED, BEDDED, IRON STAINED, ETC.)
9) ODORS/ORGANIC CONTENT (PETROLEUM, SEPTIC)
10) GEOLOGICAL INTERPRETATION (I.E. FILL/TILL, GLACIAL CLAY,CHANNEL DEPOSIT, etc.)

CLIENT:	New Hampshire Department of Transportation
PROJECT:	Salem Depot
PROJECT #:	52223.00
DIGSAFE:	20200702921
DRILLER:	Geosearch Inc.
DRILLING DATE:	2/18/2020
DRILLING METHOD:	Vacuum Truck, Geoprobe
SAMPLING METHOD:	Continuous
PRE-CLEAR DEPTH:	6 feet
LOGGED BY:	MJM

LOCATION ID:	**SB-6**
ESTIMATED DEPTH TO WATER (ft.):	Unknown
TOTAL BORING DEPTH (ft.):	6'
BOTTOM OF WELL DEPTH (ft.):	n/a
PVC DIAMETER, SLOT:	n/a
RISER LENGTH (ft.):	n/a
SCREEN LENGTH (ft.):	n/a
FINISH:	Asphalt Patch
REFUSAL ENCOUNTERED:	No

NOTES/SKETCH:

Sample composited at 1400

DEPTH (ft.)	LAB SAMPLE	BLOWS (per 6-in)	RECOVERY (in.)	PID (ppmV)	SOIL DESCRIPTION
		n/a			
0-1			n/a	0.0	Dark brown, fine SAND with trace Gravel. Dry, no odor, non-plastic, low-density.
1-2			n/a	0.0	Like above.
2-3			n/a	0.0	Dark brown, fine SAND with some urban fill material (resembles coal ash: white). Dry, no odor, non-plastic, low-density.
3-4	Preserved for VOCs		n/a	0.0	Like above,
4-5			n/a	n/a	Brown, fine SAND with trace Gravel. Wet, no odor, non-plastic, low to moderate-density.
5-6					

WELL CONSTRUCTION (ft.)

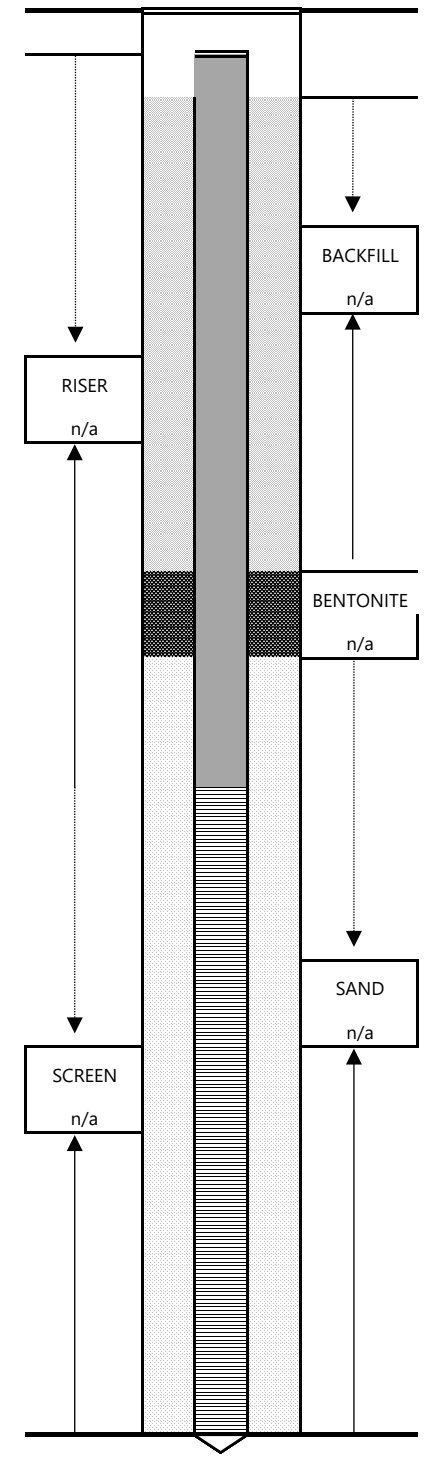

SOIL DESCRIPTIONS:

1) PRIMARY GRAIN SIZE
(BOULDERS, COBBLES,GRAVEL, SAND (COARSE, FINE) SILT, CLAY)
2) SECONDARY GRAIN SIZE
(TRACE=0-10% LITTLE=10-20% SOME=20-35% AND=35-50%)
3) PLASTICITY (VERY HIGH, HIGH, MED., LOW, SLIGHT, NON-PLASTIC)
4) MOISTURE (WET, MOIST, DRY)
5) DENSITY (LOOSE, MEDIUM DENSE, HARD)
6) ANGULARITY
(V. ANGULAR, ANG, SUB ANG, SUB ROUNDED, ROUNDED, WELL ROUNDED)
7) COLOR (GREY, BROWN, etc.)
8) STRUCTURES, STAINING, ALTERATION
(LAMINATED, BEDDED, IRON STAINED, ETC.)
9) ODORS/ORGANIC CONTENT (PETROLEUM, SEPTIC)
10) GEOLOGICAL INTERPRETATION (I.E. FILL/TILL, GLACIAL CLAY,CHANNEL DEPOSIT, etc.)

CLIENT:	New Hampshire Department of Transportation
PROJECT:	Salem Depot
PROJECT #:	52223.00
DIGSAFE:	20200702921
DRILLER:	Geosearch Inc.
DRILLING DATE:	2/18/2020
DRILLING METHOD:	Vacuum Truck
SAMPLING METHOD:	Continuous
PRE-CLEAR DEPTH:	6 feet
LOGGED BY:	MJM

LOCATION ID:	**SB-7**
ESTIMATED DEPTH TO WATER (ft.):	5'
TOTAL BORING DEPTH (ft.):	6'
BOTTOM OF WELL DEPTH (ft.):	n/a
PVC DIAMETER, SLOT:	n/a
RISER LENGTH (ft.):	n/a
SCREEN LENGTH (ft.):	n/a
FINISH:	Asphalt Patch
REFUSAL ENCOUNTERED:	No

NOTES/SKETCH:

Sample composited on 2/18 at 1430

DEPTH (ft.)	LAB SAMPLE	BLOWS (per 6-in)	RECOVERY (in.)	PID (ppmV)	SOIL DESCRIPTION
		n/a			
0-1			n/a	0.0	Dark brown, fine to coarse SAND with some Gravel. Dry, no odor, non-plastic, low-density.
1-2			n/a	0.0	Like above.
2-3			n/a	0.0	Dark brown to tan, fine SAND. Dry, no odor, non-plastic, low-density.
3-4			n/a	0.0	Tan, fine SAND. Dry, no odor, non-plastic, low-density.
4-5			n/a	0.1	Tan, fine SAND with trace Gravel. Wet, no odor, non-plastic, low to moderate-density.
5-6	Preserved for VOCs		n/a	0.4	Like above.

WELL CONSTRUCTION (ft.)

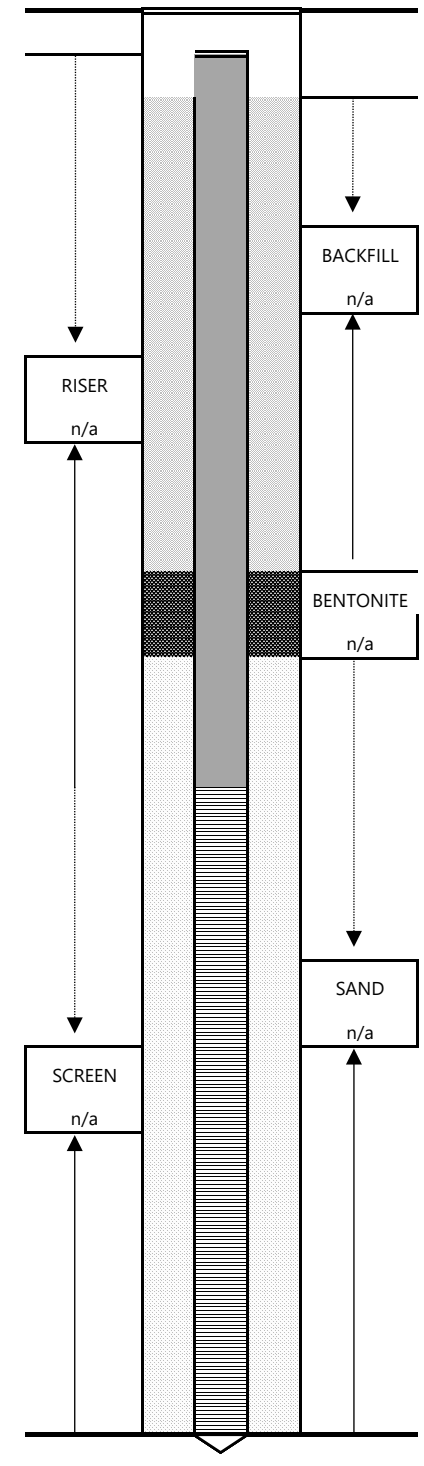

SOIL DESCRIPTIONS:

1) PRIMARY GRAIN SIZE
(BOULDERS, COBBLES,GRAVEL, SAND (COARSE, FINE) SILT, CLAY)
2) SECONDARY GRAIN SIZE
(TRACE=0-10% LITTLE=10-20% SOME=20-35% AND=35-50%)
3) PLASTICITY (VERY HIGH, HIGH, MED., LOW, SLIGHT, NON-PLASTIC)
4) MOISTURE (WET, MOIST, DRY)
5) DENSITY (LOOSE, MEDIUM DENSE, HARD)
6) ANGULARITY
(V. ANGULAR, ANG, SUB ANG, SUB ROUNDED, ROUNDED, WELL ROUNDED)
7) COLOR (GREY, BROWN, etc.)
8) STRUCTURES, STAINING, ALTERATION
(LAMINATED, BEDDED, IRON STAINED, ETC.)
9) ODORS/ORGANIC CONTENT (PETROLEUM, SEPTIC)
10) GEOLOGICAL INTERPRETATION (I.E. FILL/TILL, GLACIAL CLAY,CHANNEL DEPOSIT, etc.)

CLIENT:	New Hampshire Department of Transportation
PROJECT:	Salem Depot
PROJECT #:	52223.00
DIGSAFE:	20200702921
DRILLER:	Geosearch Inc.
DRILLING DATE:	2/18/2020 , 02/24/2020
DRILLING METHOD:	Vacuum Truck, Geoprobe
SAMPLING METHOD:	Continuous
PRE-CLEAR DEPTH:	6 feet
LOGGED BY:	MJM

LOCATION ID:	**SB-8**
ESTIMATED DEPTH TO WATER (ft.):	6'
TOTAL BORING DEPTH (ft.):	10'
BOTTOM OF WELL DEPTH (ft.):	n/a
PVC DIAMETER, SLOT:	n/a
RISER LENGTH (ft.):	n/a
SCREEN LENGTH (ft.):	n/a
FINISH:	Asphalt Patch
REFUSAL ENCOUNTERED:	No

NOTES/SKETCH:

VOAs preserved 2/18 @1500

Sample composited on 2/24/20

DEPTH (ft.)	LAB SAMPLE	BLOWS (per 6-in)	RECOVERY (in.)	PID (ppmV)	SOIL DESCRIPTION
		n/a			
0-2			n/a	1.0	Tan to dark brown, fine to coarse SAND. Dry, no odor, non-plastic, low-density.
2-4	Preserved for VOCs		n/a	1.0	Like above.
4-6			n/a	0.4	Tan, fine SAND and Silt. Wet, no odor, non-plastic, low to moderate density.
6-8			60"	0.1	Dark brown, fine to medium SAND. Wet, no odor, non-plastic, low to moderate density. Metal bolt removed fro Geoprobe sleeve.
8-10				0.9	Tan, fine to medium SAND. Wet, no odor, non-plastic, low to moderate density.

WELL CONSTRUCTION (ft.)

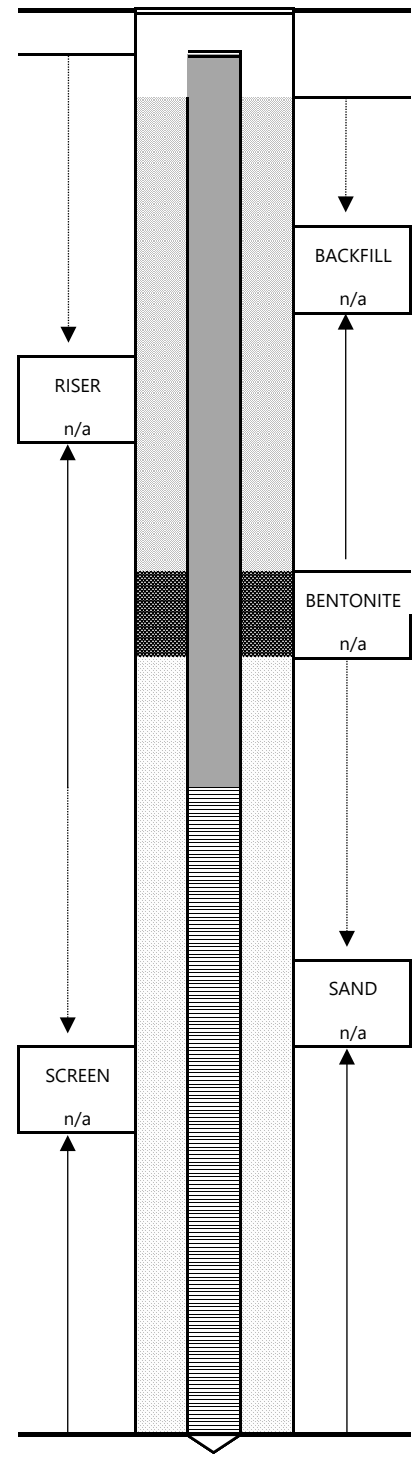

SOIL DESCRIPTIONS:

1) PRIMARY GRAIN SIZE
(BOULDERS, COBBLES,GRAVEL, SAND (COARSE, FINE) SILT, CLAY)
2) SECONDARY GRAIN SIZE
(TRACE=0-10% LITTLE=10-20% SOME=20-35% AND=35-50%)
3) PLASTICITY (VERY HIGH, HIGH, MED., LOW, SLIGHT, NON-PLASTIC)
4) MOISTURE (WET, MOIST, DRY)
5) DENSITY (LOOSE, MEDIUM DENSE, HARD)
6) ANGULARITY
(V. ANGULAR, ANG, SUB ANG, SUB ROUNDED, ROUNDED, WELL ROUNDED)
7) COLOR (GREY, BROWN, etc.)
8) STRUCTURES, STAINING, ALTERATION
(LAMINATED, BEDDED, IRON STAINED, ETC.)
9) ODORS/ORGANIC CONTENT (PETROLEUM, SEPTIC)
10) GEOLOGICAL INTERPRETATION (I.E. FILL/TILL, GLACIAL CLAY,CHANNEL DEPOSIT, etc.)

CLIENT:	New Hampshire Department of Transportation
PROJECT:	Salem Depot
PROJECT #:	52223.00
DIGSAFE:	20200702921
DRILLER:	Geosearch Inc.
DRILLING DATE:	2/19/2020
DRILLING METHOD:	Vacuum Truck
SAMPLING METHOD:	Continuous
PRE-CLEAR DEPTH:	6 feet
LOGGED BY:	MJM

LOCATION ID:	**SB-9**
ESTIMATED DEPTH TO WATER (ft.):	4.25'
TOTAL BORING DEPTH (ft.):	6'
BOTTOM OF WELL DEPTH (ft.):	n/a
PVC DIAMETER, SLOT:	n/a
RISER LENGTH (ft.):	n/a
SCREEN LENGTH (ft.):	n/a
FINISH:	Asphalt Patch
REFUSAL ENCOUNTERED:	No

NOTES/SKETCH:

Sample composited at 0830

Total depth 6'2"

DEPTH (ft.)	LAB SAMPLE	BLOWS (per 6-in)	RECOVERY (in.)	PID (ppmV)	SOIL DESCRIPTION
		n/a			
0-1			n/a	0.4	Dark brown, fine to medium SAND with trace Gravel. Dry, no odor, non-plastic, low-density.
1-2			n/a	0.5	Like above.
2-3			n/a	0.3	Tan, coarse SAND with trace Gravel. Moist, no odor, non-plastic, low-density.
3-4	Preserved for VOCs		n/a	0.6	Like above.
4-5			n/a	0.2	Tan, medium to coarse SAND. Wet, no odor, non-plastic, low to moderate density.
5-6			n/a	0.1	Like above.

WELL CONSTRUCTION (ft.)

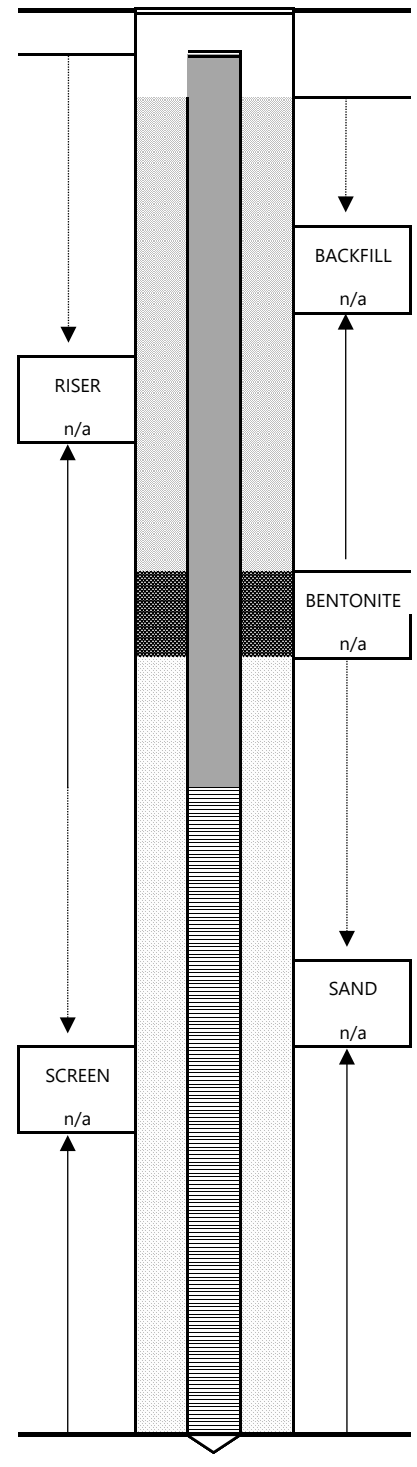

SOIL DESCRIPTIONS:

1) PRIMARY GRAIN SIZE
(BOULDERS, COBBLES,GRAVEL, SAND (COARSE, FINE) SILT, CLAY)
2) SECONDARY GRAIN SIZE
(TRACE=0-10% LITTLE=10-20% SOME=20-35% AND=35-50%)
3) PLASTICITY (VERY HIGH, HIGH, MED., LOW, SLIGHT, NON-PLASTIC)
4) MOISTURE (WET, MOIST, DRY)
5) DENSITY (LOOSE, MEDIUM DENSE, HARD)
6) ANGULARITY
(V. ANGULAR, ANG, SUB ANG, SUB ROUNDED, ROUNDED, WELL ROUNDED)
7) COLOR (GREY, BROWN, etc.)
8) STRUCTURES, STAINING, ALTERATION
(LAMINATED, BEDDED, IRON STAINED, ETC.)
9) ODORS/ORGANIC CONTENT (PETROLEUM, SEPTIC)
10) GEOLOGICAL INTERPRETATION (I.E. FILL/TILL, GLACIAL CLAY,CHANNEL DEPOSIT, etc.)

CLIENT:	New Hampshire Department of Transportation
PROJECT:	Salem Depot
PROJECT #:	52223.00
DIGSAFE:	20200702921
DRILLER:	Geosearch Inc.
DRILLING DATE:	2/19/2020
DRILLING METHOD:	Vacuum Truck
SAMPLING METHOD:	Continuous
PRE-CLEAR DEPTH:	6 feet
LOGGED BY:	MJM

LOCATION ID:	**SB-10**
ESTIMATED DEPTH TO WATER (ft.):	4.25'
TOTAL BORING DEPTH (ft.):	6'
BOTTOM OF WELL DEPTH (ft.):	n/a
PVC DIAMETER, SLOT:	n/a
RISER LENGTH (ft.):	n/a
SCREEN LENGTH (ft.):	n/a
FINISH:	Asphalt Patch
REFUSAL ENCOUNTERED:	No

NOTES/SKETCH:

Sample composited at 0900

GW approximately 4.25' bgs

DEPTH (ft.)	LAB SAMPLE	BLOWS (per 6-in)	RECOVERY (in.)	PID (ppmV)	SOIL DESCRIPTION
		n/a			
0-1			n/a	0.0	Dark brown, medium SAND, some Gravel. Dry, no odor, non-plastic, low-density.
1-2			n/a	0.2	Dark brown, medium SAND, trace Gravel. Dry, no odor, non-plastic, low-density.
2-3			n/a	0.4	Tan, fine to medium SAND. Moist, no odor, non-plastic, low-density.
3-4	Preserved for VOCs		n/a	0.4	Like above.
4-5			n/a	0.2	Tan, fine to medium SAND with trace Gravel. Wet, no odor, non-plastic, low to moderate-density.
5-6			n/a	0.2	Like above.

WELL CONSTRUCTION (ft.)

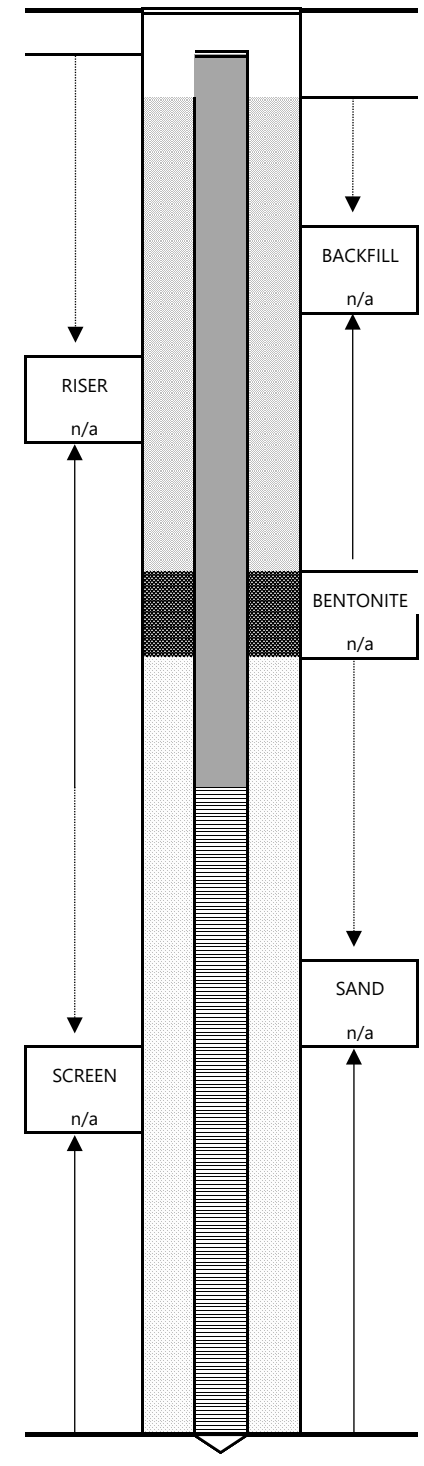

SOIL DESCRIPTIONS:

1) PRIMARY GRAIN SIZE
(BOULDERS, COBBLES,GRAVEL, SAND (COARSE, FINE) SILT, CLAY)
2) SECONDARY GRAIN SIZE
(TRACE=0-10% LITTLE=10-20% SOME=20-35% AND=35-50%)
3) PLASTICITY (VERY HIGH, HIGH, MED., LOW, SLIGHT, NON-PLASTIC)
4) MOISTURE (WET, MOIST, DRY)
5) DENSITY (LOOSE, MEDIUM DENSE, HARD)
6) ANGULARITY
(V. ANGULAR, ANG, SUB ANG, SUB ROUNDED, ROUNDED, WELL ROUNDED)
7) COLOR (GREY, BROWN, etc.)
8) STRUCTURES, STAINING, ALTERATION
(LAMINATED, BEDDED, IRON STAINED, ETC.)
9) ODORS/ORGANIC CONTENT (PETROLEUM, SEPTIC)
10) GEOLOGICAL INTERPRETATION (I.E. FILL/TILL, GLACIAL CLAY,CHANNEL DEPOSIT, etc.)

CLIENT:	New Hampshire Department of Transportation
PROJECT:	Salem Depot
PROJECT #:	52223.00
DIGSAFE:	20200702921
DRILLER:	Geosearch Inc.
DRILLING DATE:	2/19/2020
DRILLING METHOD:	Vacuum Truck
SAMPLING METHOD:	Continuous
PRE-CLEAR DEPTH:	6 feet
LOGGED BY:	MJM

LOCATION ID:	**SB-11**
ESTIMATED DEPTH TO WATER (ft.):	5'
TOTAL BORING DEPTH (ft.):	6'
BOTTOM OF WELL DEPTH (ft.):	n/a
PVC DIAMETER, SLOT:	n/a
RISER LENGTH (ft.):	n/a
SCREEN LENGTH (ft.):	n/a
FINISH:	Asphalt Patch
REFUSAL ENCOUNTERED:	No

NOTES/SKETCH:

Sample composited at 0930

GW approximately 5' bgs

Final depth, 6'3"

DEPTH (ft.)	LAB SAMPLE	BLOWS (per 6-in)	RECOVERY (in.)	PID (ppmV)	SOIL DESCRIPTION
		n/a			
0-1			n/a	0.0	Dark brown, medium to coarse SAND with trace debris. Dry, no odor, non-plastic, low-density.
1-2			n/a	0.0	Like above.
2-3			n/a	0.0	Dark brown, fine SAND with trace Gravel. Dry, no odor, non-plastic, low-density.
3-4			n/a	0.0	Like above.
4-5	Preserved for VOCs		n/a	0.0	Tan, fine SAND with some Silt. Dry, no odor, non-plastic, low-density.
5-6			n/a	0.0	Tan, fine to medium SAND. Wet, no odor, non-plastic, low to moderate-density.

WELL CONSTRUCTION (ft.)

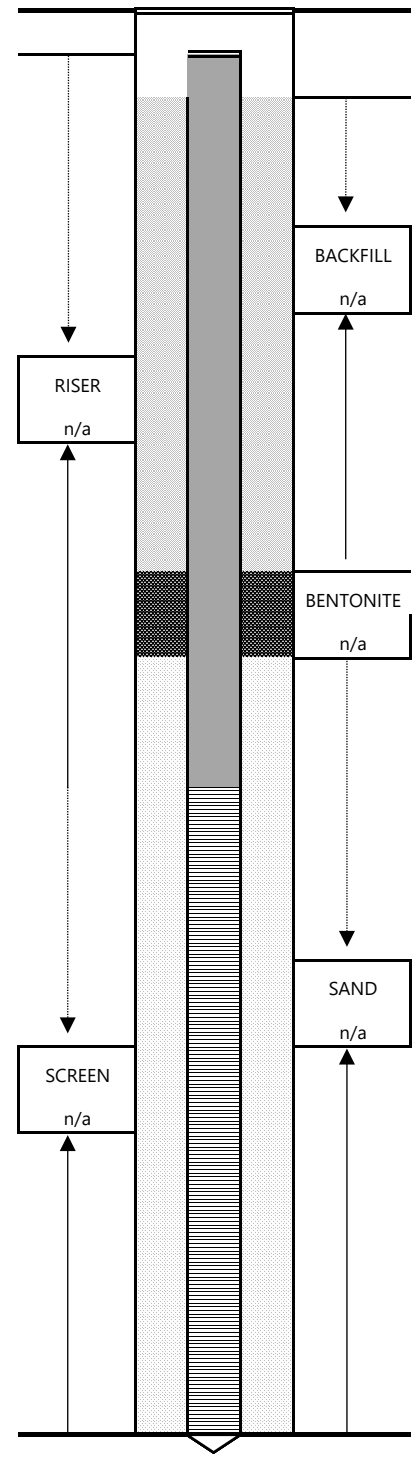

SOIL DESCRIPTIONS:

1) PRIMARY GRAIN SIZE
(BOULDERS, COBBLES,GRAVEL, SAND (COARSE, FINE) SILT, CLAY)
2) SECONDARY GRAIN SIZE
(TRACE=0-10% LITTLE=10-20% SOME=20-35% AND=35-50%)
3) PLASTICITY (VERY HIGH, HIGH, MED., LOW, SLIGHT, NON-PLASTIC)
4) MOISTURE (WET, MOIST, DRY)
5) DENSITY (LOOSE, MEDIUM DENSE, HARD)
6) ANGULARITY
(V. ANGULAR, ANG, SUB ANG, SUB ROUNDED, ROUNDED, WELL ROUNDED)
7) COLOR (GREY, BROWN, etc.)
8) STRUCTURES, STAINING, ALTERATION
(LAMINATED, BEDDED, IRON STAINED, ETC.)
9) ODORS/ORGANIC CONTENT (PETROLEUM, SEPTIC)
10) GEOLOGICAL INTERPRETATION (I.E. FILL/TILL, GLACIAL CLAY,CHANNEL DEPOSIT, etc.)

CLIENT:	New Hampshire Department of Transportation
PROJECT:	Salem Depot
PROJECT #:	52223.00
DIGSAFE:	20200702921
DRILLER:	Geosearch Inc.
DRILLING DATE:	2/19/2020
DRILLING METHOD:	Vacuum Truck
SAMPLING METHOD:	Continuous
PRE-CLEAR DEPTH:	6 feet
LOGGED BY:	MJM

LOCATION ID:	**SB-12**
ESTIMATED DEPTH TO WATER (ft.):	5'
TOTAL BORING DEPTH (ft.):	6'
BOTTOM OF WELL DEPTH (ft.):	n/a
PVC DIAMETER, SLOT:	n/a
RISER LENGTH (ft.):	n/a
SCREEN LENGTH (ft.):	n/a
FINISH:	Asphalt Patch
REFUSAL ENCOUNTERED:	No

NOTES/SKETCH:

Sample composited at 1030

GW approximately 5' bgs

Final depth, 6'4"

DEPTH (ft.)	LAB SAMPLE	BLOWS (per 6-in)	RECOVERY (in.)	PID (ppmV)	SOIL DESCRIPTION
		n/a			
0-1			n/a	0.0	Dark brown, fine SAND with trace Gravel. Dry, no odor, non-plastic, low-density.
1-2			n/a	0.0	Dark brown, fine SAND and coarse Gravel. Dry, no odor, non-plastic, low-density.
2-3			n/a	0.0	Like above.
3-4	Preserved for VOCs		n/a	0.0	Tan, fine SAND with trace Silt, coarse Gravel. Dry, no odor, non-plastic, low-density.
4-5			n/a	0.0	Tan, fine to medium SAND. Moist, no odor, non-plastic, low to moderate-density.
5-6			n/a	0.0	Tan, fine SAND. Wet, no odor, non-plastic, low to moderate-density.

WELL CONSTRUCTION (ft.)

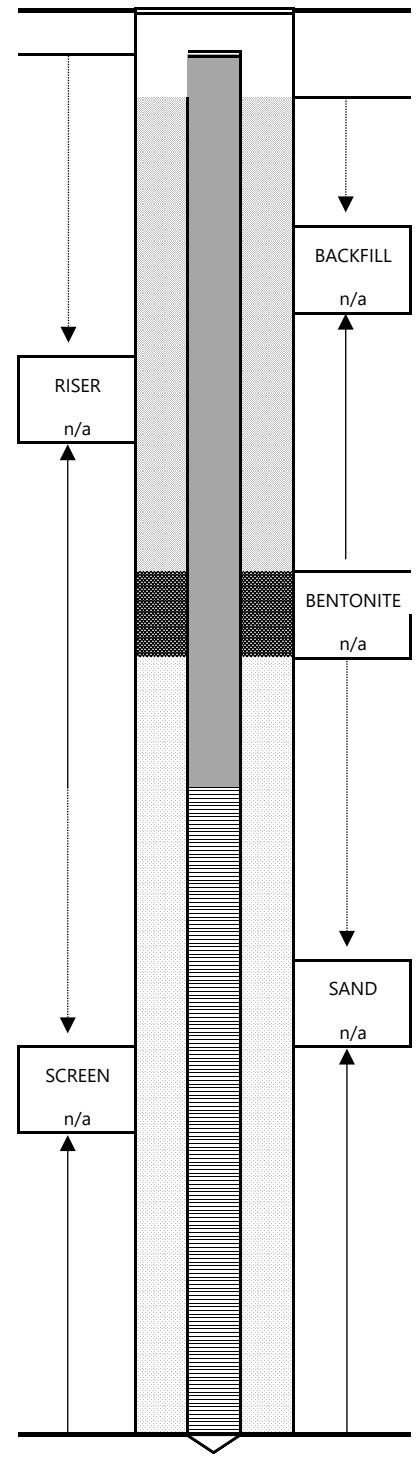

SOIL DESCRIPTIONS:

1) PRIMARY GRAIN SIZE
(BOULDERS, COBBLES,GRAVEL, SAND (COARSE, FINE) SILT, CLAY)
2) SECONDARY GRAIN SIZE
(TRACE=0-10% LITTLE=10-20% SOME=20-35% AND=35-50%)
3) PLASTICITY (VERY HIGH, HIGH, MED., LOW, SLIGHT, NON-PLASTIC)
4) MOISTURE (WET, MOIST, DRY)
5) DENSITY (LOOSE, MEDIUM DENSE, HARD)
6) ANGULARITY
(V. ANGULAR, ANG, SUB ANG, SUB ROUNDED, ROUNDED, WELL ROUNDED)
7) COLOR (GREY, BROWN, etc.)
8) STRUCTURES, STAINING, ALTERATION
(LAMINATED, BEDDED, IRON STAINED, ETC.)
9) ODORS/ORGANIC CONTENT (PETROLEUM, SEPTIC)
10) GEOLOGICAL INTERPRETATION (I.E. FILL/TILL, GLACIAL CLAY,CHANNEL DEPOSIT, etc.)

CLIENT:	New Hampshire Department of Transportation
PROJECT:	Salem Depot
PROJECT #:	52223.00
DIGSAFE:	20200702921
DRILLER:	Geosearch Inc.
DRILLING DATE:	2/19/2020 , 2/24/2020
DRILLING METHOD:	Vacuum Truck, Geoprobe
SAMPLING METHOD:	Continuous
PRE-CLEAR DEPTH:	6 feet
LOGGED BY:	MJM

LOCATION ID:	**SB-13**
ESTIMATED DEPTH TO WATER (ft.):	5'
TOTAL BORING DEPTH (ft.):	10'
BOTTOM OF WELL DEPTH (ft.):	n/a
PVC DIAMETER, SLOT:	n/a
RISER LENGTH (ft.):	n/a
SCREEN LENGTH (ft.):	n/a
FINISH:	Asphalt Patch
REFUSAL ENCOUNTERED:	No

NOTES/SKETCH:

Sample composited at 1000 on 2/24

GW approximately 5' bgs

DEPTH (ft.)	LAB SAMPLE	BLOWS (per 6-in)	RECOVERY (in.)	PID (ppmV)	SOIL DESCRIPTION
		n/a			
0-2			n/a	0.0	0-1' - Brown to reddish, medium SAND. Dry, no odor, non-plastic, low-density. Then ~3" of ashpalt. 1-2' Dark brown to black, coarse SAND. Dry, no odor, non-plastic, low-density.
2-4			n/a	0.0	Tan to brown, fine SAND. Dry, no odo, non-plastic, low-density.
4-6			n/a	0.0	Tan, fine SAND. Wet, no odor, non-plastic, low to moderate-density.
6-8			38"	0.0	Brown to tan, fine to coarse SAND. Wet, no odor, non-plastic, low to moderate-density,
8-10	Preserved for VOCs			0.0	Tan, fine SAND, some orange staining, Wet, no odor, non-plastic, low to moderate-density.

WELL CONSTRUCTION (ft.)

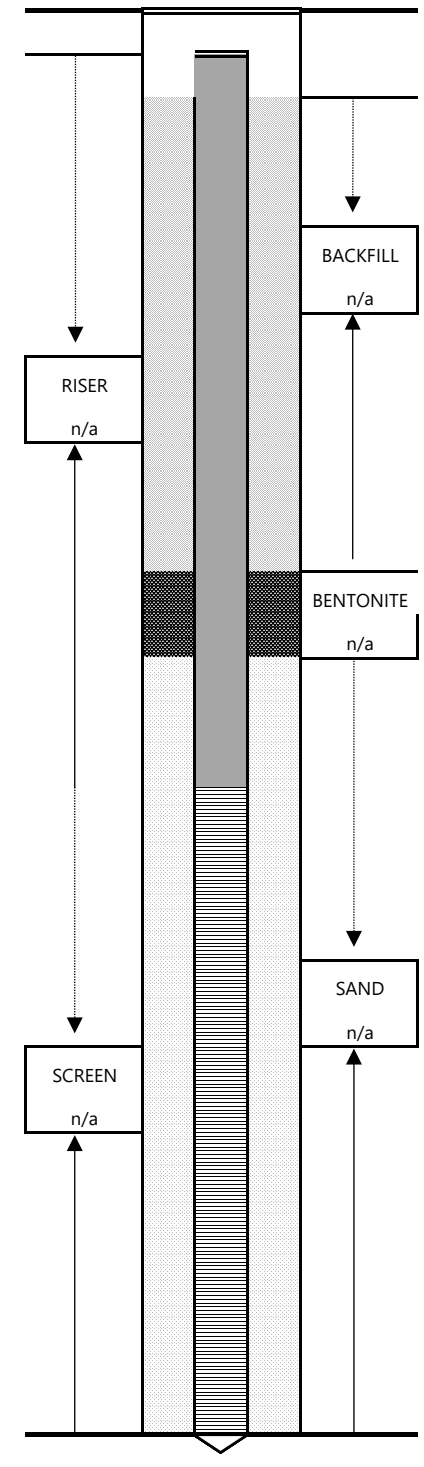

SOIL DESCRIPTIONS:

1) PRIMARY GRAIN SIZE
(BOULDERS, COBBLES,GRAVEL, SAND (COARSE, FINE) SILT, CLAY)
2) SECONDARY GRAIN SIZE
(TRACE=0-10% LITTLE=10-20% SOME=20-35% AND=35-50%)
3) PLASTICITY (VERY HIGH, HIGH, MED., LOW, SLIGHT, NON-PLASTIC)
4) MOISTURE (WET, MOIST, DRY)
5) DENSITY (LOOSE, MEDIUM DENSE, HARD)
6) ANGULARITY
(V. ANGULAR, ANG, SUB ANG, SUB ROUNDED, ROUNDED, WELL ROUNDED)
7) COLOR (GREY, BROWN, etc.)
8) STRUCTURES, STAINING, ALTERATION
(LAMINATED, BEDDED, IRON STAINED, ETC.)
9) ODORS/ORGANIC CONTENT (PETROLEUM, SEPTIC)
10) GEOLOGICAL INTERPRETATION (I.E. FILL/TILL, GLACIAL CLAY,CHANNEL DEPOSIT, etc.)

CLIENT:	New Hampshire Department of Transportation
PROJECT:	Salem Depot
PROJECT #:	52223.00
DIGSAFE:	20200702921
DRILLER:	Geosearch Inc.
DRILLING DATE:	2/19/2020
DRILLING METHOD:	Vacuum Truck
SAMPLING METHOD:	Continuous
PRE-CLEAR DEPTH:	6 feet
LOGGED BY:	MJM

LOCATION ID:	**SB-14**
ESTIMATED DEPTH TO WATER (ft.):	4.5'
TOTAL BORING DEPTH (ft.):	6'
BOTTOM OF WELL DEPTH (ft.):	n/a
PVC DIAMETER, SLOT:	n/a
RISER LENGTH (ft.):	n/a
SCREEN LENGTH (ft.):	n/a
FINISH:	Asphalt Patch
REFUSAL ENCOUNTERED:	No

NOTES/SKETCH:

Sample composited at 1300

DEPTH (ft.)	LAB SAMPLE	BLOWS (per 6-in)	RECOVERY (in.)	PID (ppmV)	SOIL DESCRIPTION
		n/a			
0-1			n/a	0.0	Black, fine to medium SAND, some Gravel. Dry, no odor, non-plastic, low-density.
1-2			n/a	0.1	Like above.
2-3			n/a	1.7	Dark brown to black, fine to medium SAND, some Gravel. Dry, no odor, non-plastic, low-density.
3-4	Preserved for VOCs		n/a	211.5	Gray, fine SAND with trace Gravel. Dry, strong petroleum ("oily") odor, non-plastic, low-density.
4-5			n/a	50.0	Gray, fine SAND with trace Gravel. Moist, strong petroleum ("oily") odor, non-plastic, low-density.
5-6			n/a	16.5	Gray, fine SAND with trace Gravel. Wet, strong petroleum ("oily") odor, non-plastic, low to moderate-density.

WELL CONSTRUCTION (ft.)

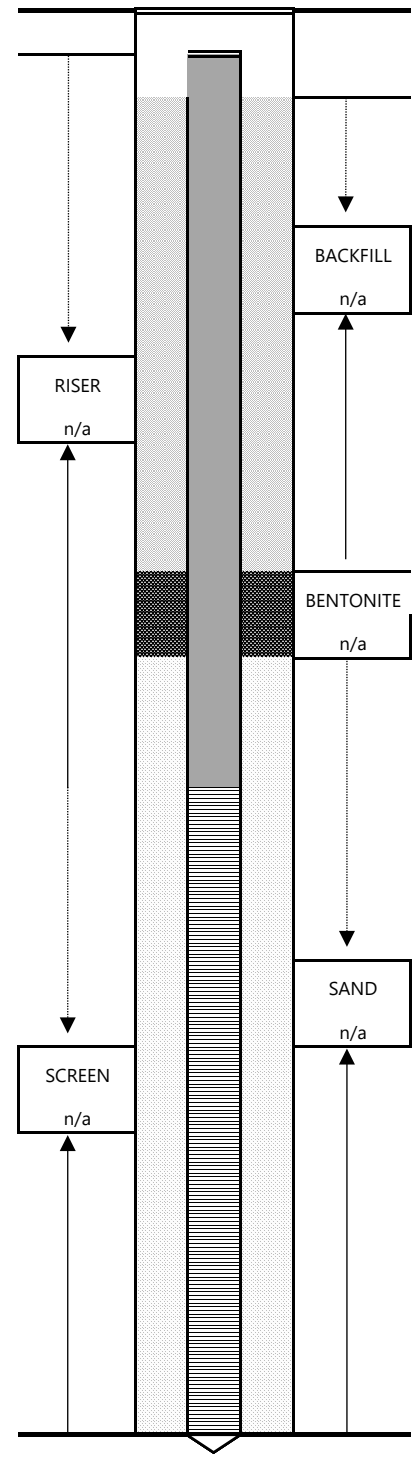

SOIL DESCRIPTIONS:

1) PRIMARY GRAIN SIZE
(BOULDERS, COBBLES,GRAVEL, SAND (COARSE, FINE) SILT, CLAY)
2) SECONDARY GRAIN SIZE
(TRACE=0-10% LITTLE=10-20% SOME=20-35% AND=35-50%)
3) PLASTICITY (VERY HIGH, HIGH, MED., LOW, SLIGHT, NON-PLASTIC)
4) MOISTURE (WET, MOIST, DRY)
5) DENSITY (LOOSE, MEDIUM DENSE, HARD)
6) ANGULARITY
(V. ANGULAR, ANG, SUB ANG, SUB ROUNDED, ROUNDED, WELL ROUNDED)
7) COLOR (GREY, BROWN, etc.)
8) STRUCTURES, STAINING, ALTERATION
(LAMINATED, BEDDED, IRON STAINED, ETC.)
9) ODORS/ORGANIC CONTENT (PETROLEUM, SEPTIC)
10) GEOLOGICAL INTERPRETATION (I.E. FILL/TILL, GLACIAL CLAY,CHANNEL DEPOSIT, etc.)

CLIENT:	New Hampshire Department of Transportation
PROJECT:	Salem Depot
PROJECT #:	52223.00
DIGSAFE:	20200702921
DRILLER:	Geosearch Inc.
DRILLING DATE:	2/19/2020
DRILLING METHOD:	Vacuum Truck
SAMPLING METHOD:	Continuous
PRE-CLEAR DEPTH:	6 feet
LOGGED BY:	MJM

LOCATION ID:	**SB-15**
ESTIMATED DEPTH TO WATER (ft.):	4'
TOTAL BORING DEPTH (ft.):	6'
BOTTOM OF WELL DEPTH (ft.):	n/a
PVC DIAMETER, SLOT:	n/a
RISER LENGTH (ft.):	n/a
SCREEN LENGTH (ft.):	n/a
FINISH:	Asphalt Patch
REFUSAL ENCOUNTERED:	No

NOTES/SKETCH:

Final depth, 6'2"

Sample composited at 0930

GW below 6'

DEPTH (ft.)	LAB SAMPLE	BLOWS (per 6-in)	RECOVERY (in.)	PID (ppmV)	SOIL DESCRIPTION
		n/a			
0-1			n/a	0.0	Dark brown, fine to medium SAND with some Gravel. Dry, no odor, non-plastic, low-density.
1-2			n/a	0.0	Like above.
2-3			n/a	22.2	Dark brown to gray, fine to medium SAND with some Gravel. Dry, slight petroleum ("oily") odor, non-plastic, low-density.
3-4	Preserved for VOCs		n/a	466.5	Gray, fine to medium SAND. Moist, strong petroleum ("oily") odor, non-plastic, low to moderate-density.
4-5			n/a	235.8	Like above.
5-6			n/a	192.0	Gray to black, fine to medium SAND. Moist, strong petroleum ("oily") odor, non-plastic, low to moderate-density.

WELL CONSTRUCTION (ft.)

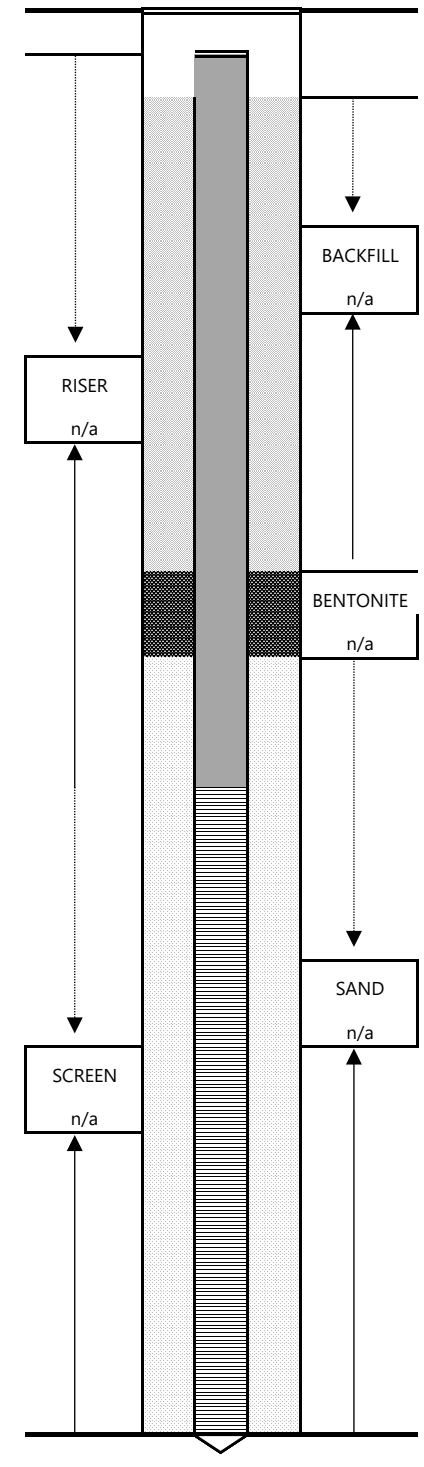

SOIL DESCRIPTIONS:

1) PRIMARY GRAIN SIZE
(BOULDERS, COBBLES,GRAVEL, SAND (COARSE, FINE) SILT, CLAY)
2) SECONDARY GRAIN SIZE
(TRACE=0-10% LITTLE=10-20% SOME=20-35% AND=35-50%)
3) PLASTICITY (VERY HIGH, HIGH, MED., LOW, SLIGHT, NON-PLASTIC)
4) MOISTURE (WET, MOIST, DRY)
5) DENSITY (LOOSE, MEDIUM DENSE, HARD)
6) ANGULARITY
(V. ANGULAR, ANG, SUB ANG, SUB ROUNDED, ROUNDED, WELL ROUNDED)
7) COLOR (GREY, BROWN, etc.)
8) STRUCTURES, STAINING, ALTERATION
(LAMINATED, BEDDED, IRON STAINED, ETC.)
9) ODORS/ORGANIC CONTENT (PETROLEUM, SEPTIC)
10) GEOLOGICAL INTERPRETATION (I.E. FILL/TILL, GLACIAL CLAY,CHANNEL DEPOSIT, etc.)

CLIENT:	New Hampshire Department of Transportation
PROJECT:	Salem Depot
PROJECT #:	52223.00
DIGSAFE:	20200702921
DRILLER:	Geosearch Inc.
DRILLING DATE:	2/19/2020
DRILLING METHOD:	Vacuum Truck
SAMPLING METHOD:	Continuous
PRE-CLEAR DEPTH:	6 feet
LOGGED BY:	MJM

LOCATION ID:	**SB-16**
ESTIMATED DEPTH TO WATER (ft.):	
TOTAL BORING DEPTH (ft.):	6'
BOTTOM OF WELL DEPTH (ft.):	n/a
PVC DIAMETER, SLOT:	n/a
RISER LENGTH (ft.):	n/a
SCREEN LENGTH (ft.):	n/a
FINISH:	Asphalt Patch
REFUSAL ENCOUNTERED:	No

NOTES/SKETCH:

Sample composited at 1030

DEPTH (ft.)	LAB SAMPLE	BLOWS (per 6-in)	RECOVERY (in.)	PID (ppmV)	SOIL DESCRIPTION
		n/a			
0-1			n/a	202.1	Dark brown to black, medium SAND. Sligh "oily" odor, dry, non-plastic, low-density.
1-2			n/a	509.8	Dark brown to gray, fine to medium SAND. Dry, "oily" odor, non-plastic, low-density.
2-3			n/a	613.0	Dark brown to gray, fine to medium SAND. Dry, "oily" odor, non-plastic, low-density.
3-4			n/a	584.0	Dark brown to gray, fine to medium SAND. Moist, "oily" odor, non-plastic, low-density.
4-5	Preserved for VOCs		n/a	6174.4	Dark brown to gray, fine to medium SAND. Moist, "oily" odor, non-plastic, low-density.
5-6			n/a	420.3	Dark brown to gray, fine to medium SAND. Moist, "oily" odor, non-plastic, low-density.

WELL CONSTRUCTION (ft.)

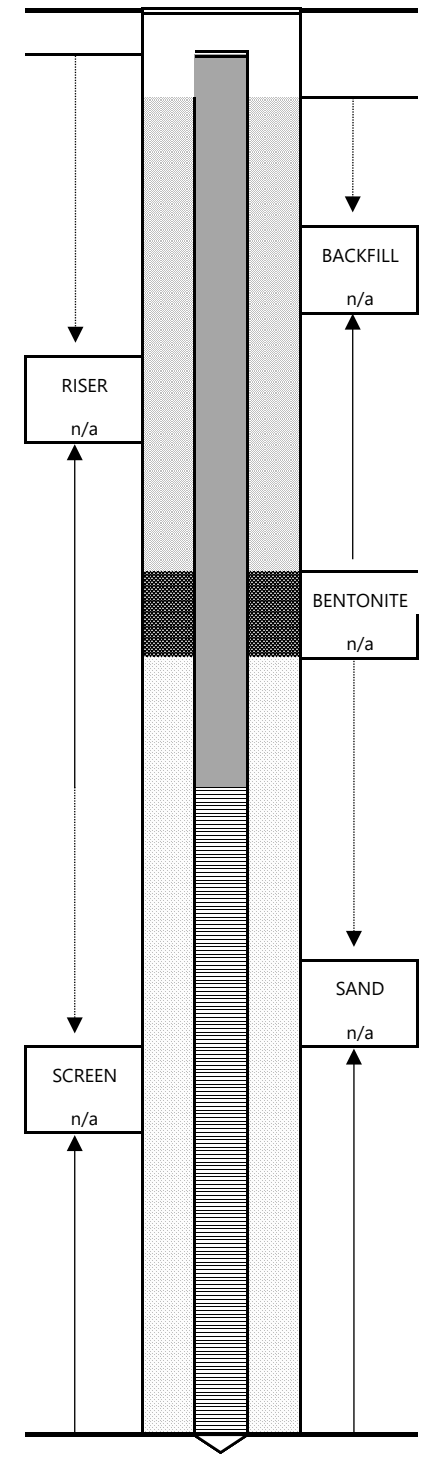

SOIL DESCRIPTIONS:

1) PRIMARY GRAIN SIZE
(BOULDERS, COBBLES,GRAVEL, SAND (COARSE, FINE) SILT, CLAY)
2) SECONDARY GRAIN SIZE
(TRACE=0-10% LITTLE=10-20% SOME=20-35% AND=35-50%)
3) PLASTICITY (VERY HIGH, HIGH, MED., LOW, SLIGHT, NON-PLASTIC)
4) MOISTURE (WET, MOIST, DRY)
5) DENSITY (LOOSE, MEDIUM DENSE, HARD)
6) ANGULARITY
(V. ANGULAR, ANG, SUB ANG, SUB ROUNDED, ROUNDED, WELL ROUNDED)
7) COLOR (GREY, BROWN, etc.)
8) STRUCTURES, STAINING, ALTERATION
(LAMINATED, BEDDED, IRON STAINED, ETC.)
9) ODORS/ORGANIC CONTENT (PETROLEUM, SEPTIC)
10) GEOLOGICAL INTERPRETATION (I.E. FILL/TILL, GLACIAL CLAY,CHANNEL DEPOSIT, etc.)

CLIENT:	New Hampshire Department of Transportation
PROJECT:	Salem Depot
PROJECT #:	52223.00
DIGSAFE:	20200702921
DRILLER:	Geosearch Inc.
DRILLING DATE:	2/19/2020
DRILLING METHOD:	Vacuum Truck
SAMPLING METHOD:	Continuous
PRE-CLEAR DEPTH:	6 feet
LOGGED BY:	MJM

LOCATION ID:	**SB-17**
ESTIMATED DEPTH TO WATER (ft.):	5'
TOTAL BORING DEPTH (ft.):	6'
BOTTOM OF WELL DEPTH (ft.):	n/a
PVC DIAMETER, SLOT:	n/a
RISER LENGTH (ft.):	n/a
SCREEN LENGTH (ft.):	n/a
FINISH:	Asphalt Patch
REFUSAL ENCOUNTERED:	No

NOTES/SKETCH:

Sample composited at 1400

DEPTH (ft.)	LAB SAMPLE	BLOWS (per 6-in)	RECOVERY (in.)	PID (ppmV)	SOIL DESCRIPTION
		n/a			
0-1			n/a	0.0	Tan to brown, medium SAND with some Gravel. Dry, no odor, non-plastic, low-density.
1-2			n/a	0.1	Tan to brown, medium SAND with some Gravel. Dry, no odor, non-plastic, low-density.
2-3			n/a	0.1	Tan to brown, medium SAND with some Gravel. Dry, no odor, non-plastic, low-density.
3-4			n/a	428.0	Brown to gray, medium SAND with some Gravel. Dry, "oily" odor, non-plastic, low-density.
4-5			n/a	499.9	Brown to gray, medium SAND with some Gravel. Dry, "oily" odor, non-plastic, low-density.
5-6	Preserved for VOCs		n/a	496.8	Black, fine to medium SAND. Moist, "oily" odor, non-plastic, low to moderate-density.

WELL CONSTRUCTION (ft.)

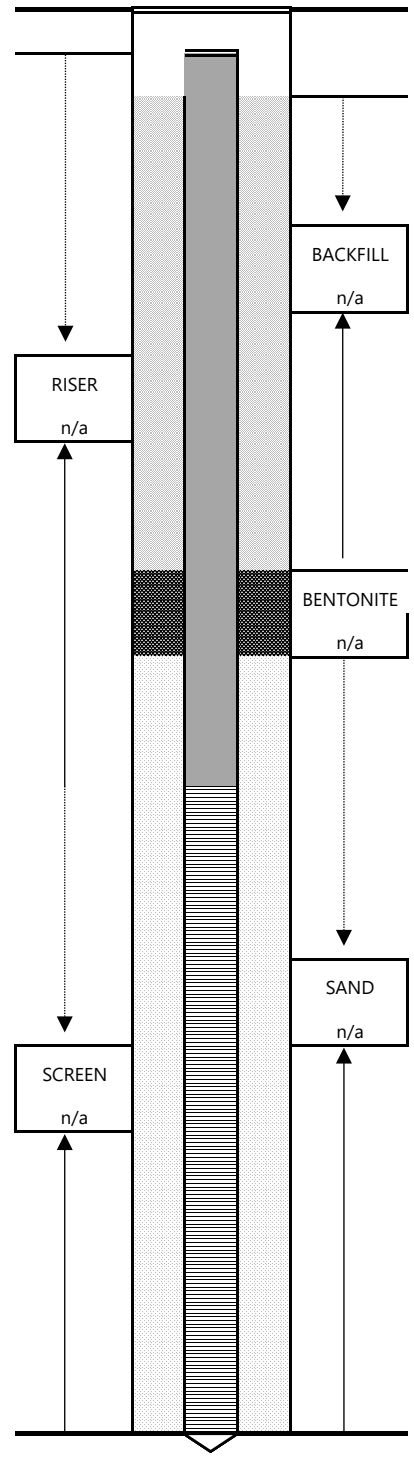

SOIL DESCRIPTIONS:

1) PRIMARY GRAIN SIZE
(BOULDERS, COBBLES,GRAVEL, SAND (COARSE, FINE) SILT, CLAY)
2) SECONDARY GRAIN SIZE
(TRACE=0-10% LITTLE=10-20% SOME=20-35% AND=35-50%)
3) PLASTICITY (VERY HIGH, HIGH, MED., LOW, SLIGHT, NON-PLASTIC)
4) MOISTURE (WET, MOIST, DRY)
5) DENSITY (LOOSE, MEDIUM DENSE, HARD)
6) ANGULARITY
(V. ANGULAR, ANG, SUB ANG, SUB ROUNDED, ROUNDED, WELL ROUNDED)
7) COLOR (GREY, BROWN, etc.)
8) STRUCTURES, STAINING, ALTERATION
(LAMINATED, BEDDED, IRON STAINED, ETC.)
9) ODORS/ORGANIC CONTENT (PETROLEUM, SEPTIC)
10) GEOLOGICAL INTERPRETATION (I.E. FILL/TILL, GLACIAL CLAY,CHANNEL DEPOSIT, etc.)

CLIENT:	New Hampshire Department of Transportation
PROJECT:	Salem Depot
PROJECT #:	52223.00
DIGSAFE:	20200702921
DRILLER:	Geosearch Inc.
DRILLING DATE:	2/21/2020
DRILLING METHOD:	Vacuum Truck
SAMPLING METHOD:	Continuous
PRE-CLEAR DEPTH:	6 feet
LOGGED BY:	MJM

LOCATION ID:	**SB-18**
ESTIMATED DEPTH TO WATER (ft.):	4'
TOTAL BORING DEPTH (ft.):	6'
BOTTOM OF WELL DEPTH (ft.):	n/a
PVC DIAMETER, SLOT:	n/a
RISER LENGTH (ft.):	n/a
SCREEN LENGTH (ft.):	n/a
FINISH:	Asphalt Patch
REFUSAL ENCOUNTERED:	No

NOTES/SKETCH:

Sample composited at 0900

DEPTH (ft.)	LAB SAMPLE	BLOWS (per 6-in)	RECOVERY (in.)	PID (ppmV)	SOIL DESCRIPTION
		n/a			
0-1			n/a	0.0	Brown, fine SAND with trace Gravel. Dry, no odor, non-plastic, low density.
1-2			n/a	0.0	Brown, fine to medium SAND with trace Gravel. Dry, no odor, non-plastic, low-density.
2-3			n/a	0.0	Brown, fine to medium SAND with trace Gravel. Dry, no odor, non-plastic, low-density.
3-4	Preserved for VOCs		n/a	0.0	Brown, fine to medium SAND with trace Gravel, debris (plastic, wood). Dry, no odor, non-plastic, low-density.
4-5			n/a	0.0	Dark brown, SILT with some coarse Gravel. Moist, no odor, non-plastic, low-density.
5-6			n/a	0.0	Dark brown, SILT with some coarse Gravel. Moist, no odor, non-plastic, low-density.

WELL CONSTRUCTION (ft.)

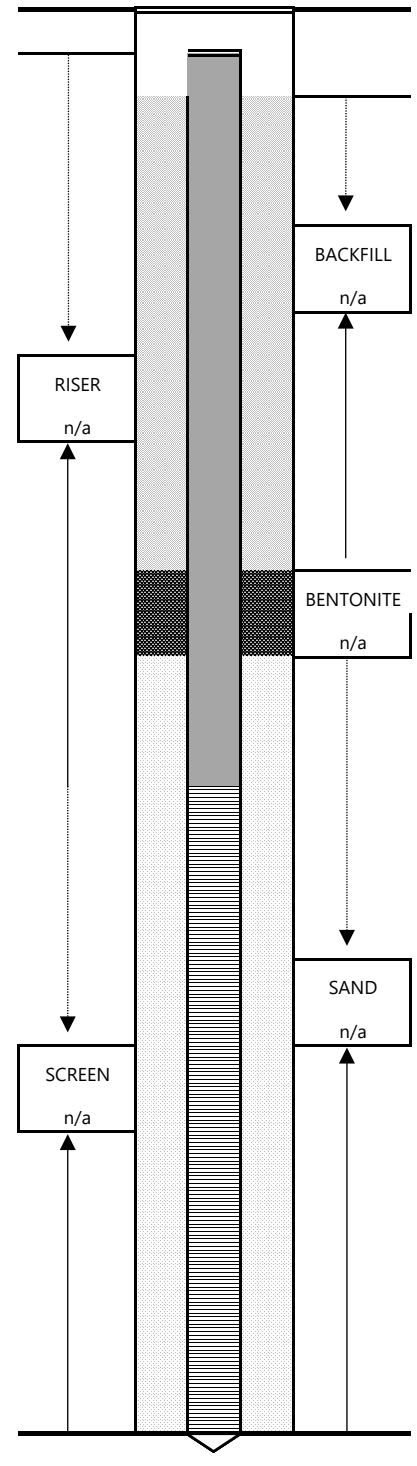

SOIL DESCRIPTIONS:

1) PRIMARY GRAIN SIZE
(BOULDERS, COBBLES,GRAVEL, SAND (COARSE, FINE) SILT, CLAY)
2) SECONDARY GRAIN SIZE
(TRACE=0-10% LITTLE=10-20% SOME=20-35% AND=35-50%)
3) PLASTICITY (VERY HIGH, HIGH, MED., LOW, SLIGHT, NON-PLASTIC)
4) MOISTURE (WET, MOIST, DRY)
5) DENSITY (LOOSE, MEDIUM DENSE, HARD)
6) ANGULARITY
(V. ANGULAR, ANG, SUB ANG, SUB ROUNDED, ROUNDED, WELL ROUNDED)
7) COLOR (GREY, BROWN, etc.)
8) STRUCTURES, STAINING, ALTERATION
(LAMINATED, BEDDED, IRON STAINED, ETC.)
9) ODORS/ORGANIC CONTENT (PETROLEUM, SEPTIC)
10) GEOLOGICAL INTERPRETATION (I.E. FILL/TILL, GLACIAL CLAY,CHANNEL DEPOSIT, etc.)

CLIENT:	New Hampshire Department of Transportation
PROJECT:	Salem Depot
PROJECT #:	52223.00
DIGSAFE:	20200702921
DRILLER:	Geosearch Inc.
DRILLING DATE:	2/21/2020
DRILLING METHOD:	Vacuum Truck
SAMPLING METHOD:	Continuous
PRE-CLEAR DEPTH:	6 feet
LOGGED BY:	MJM

LOCATION ID:	**SB-19**
ESTIMATED DEPTH TO WATER (ft.):	4-5'
TOTAL BORING DEPTH (ft.):	6'
BOTTOM OF WELL DEPTH (ft.):	n/a
PVC DIAMETER, SLOT:	n/a
RISER LENGTH (ft.):	n/a
SCREEN LENGTH (ft.):	n/a
FINISH:	Asphalt Patch
REFUSAL ENCOUNTERED:	No

NOTES/SKETCH:

Sample composited at 0930

5'8'' is final depth

DEPTH (ft.)	LAB SAMPLE	BLOWS (per 6-in)	RECOVERY (in.)	PID (ppmV)	SOIL DESCRIPTION
		n/a			
0-1			n/a	0.0	Tan, fine to medium SAND. Dry, no odor, non-plastic, low-density.
1-2			n/a	0.0	Tan, fine to medium SAND. Dry, no odor, non-plastic, low-density.
2-3	Preserved for VOCs		n/a	0.0	Brown, medium SAND, trace medium to coarse Gravel. Dry, no odor, non-plastic, low-density.
3-4			n/a	0.0	Brown, medium SAND, trace medium to coarse Gravel. Dry, no odor, non-plastic, low-density.
4-5			n/a	0.0	Brown, medium to coarse Gravel with some SAND. Moist, no odor, non-plastic, low-density.
5-6			n/a	0.0	Coarse GRAVEL, 5'8"

WELL CONSTRUCTION (ft.)

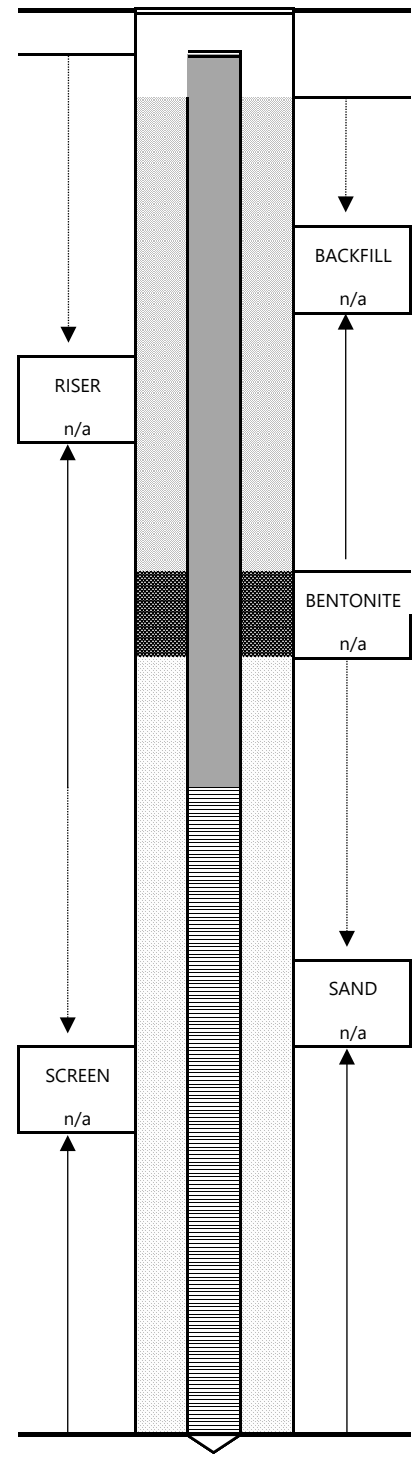

SOIL DESCRIPTIONS:

1) PRIMARY GRAIN SIZE
(BOULDERS, COBBLES,GRAVEL, SAND (COARSE, FINE) SILT, CLAY)
2) SECONDARY GRAIN SIZE
(TRACE=0-10% LITTLE=10-20% SOME=20-35% AND=35-50%)
3) PLASTICITY (VERY HIGH, HIGH, MED., LOW, SLIGHT, NON-PLASTIC)
4) MOISTURE (WET, MOIST, DRY)
5) DENSITY (LOOSE, MEDIUM DENSE, HARD)
6) ANGULARITY
(V. ANGULAR, ANG, SUB ANG, SUB ROUNDED, ROUNDED, WELL ROUNDED)
7) COLOR (GREY, BROWN, etc.)
8) STRUCTURES, STAINING, ALTERATION
(LAMINATED, BEDDED, IRON STAINED, ETC.)
9) ODORS/ORGANIC CONTENT (PETROLEUM, SEPTIC)
10) GEOLOGICAL INTERPRETATION (I.E. FILL/TILL, GLACIAL CLAY,CHANNEL DEPOSIT, etc.)

CLIENT:	New Hampshire Department of Transportation
PROJECT:	Salem Depot
PROJECT #:	52223.00
DIGSAFE:	20200702921
DRILLER:	Geosearch Inc.
DRILLING DATE:	2/20/2020 , 2/24/2020
DRILLING METHOD:	Vacuum Truck, Geoprobe
SAMPLING METHOD:	Continuous
PRE-CLEAR DEPTH:	6 feet
LOGGED BY:	MJM

LOCATION ID:	**SB-20**
ESTIMATED DEPTH TO WATER (ft.):	
TOTAL BORING DEPTH (ft.):	10'
BOTTOM OF WELL DEPTH (ft.):	n/a
PVC DIAMETER, SLOT:	n/a
RISER LENGTH (ft.):	n/a
SCREEN LENGTH (ft.):	n/a
FINISH:	Asphalt Patch
REFUSAL ENCOUNTERED:	No

NOTES/SKETCH:

Sample composited 2/24

at 1030

DEPTH (ft.)	LAB SAMPLE	BLOWS (per 6-in)	RECOVERY (in.)	PID (ppmV)	SOIL DESCRIPTION
		n/a			
0-2			n/a	0.0	Dark brown, fine SAND with trace Gravel. Dry, no odor, non-plastic, low-density.
2-4			n/a	0.0	Tan, fine SAND with trace Gravel. Dry, no odor, non-plastic, low-density.
4-6			n/a	0.0	Tan, fine SAND with trace Gravel. Dry, no odor, non-plastic, low-density.
6-8	Preserved for VOCs		30"	4.5	Dark brown, fine SAND, some Gravel. Dry, no odor, non-plastic, low-density.
8-10				0.3	Gray, fine SAND with trace Silt. Wet, no odor, non-plastic, low to moderate-density.

WELL CONSTRUCTION (ft.)

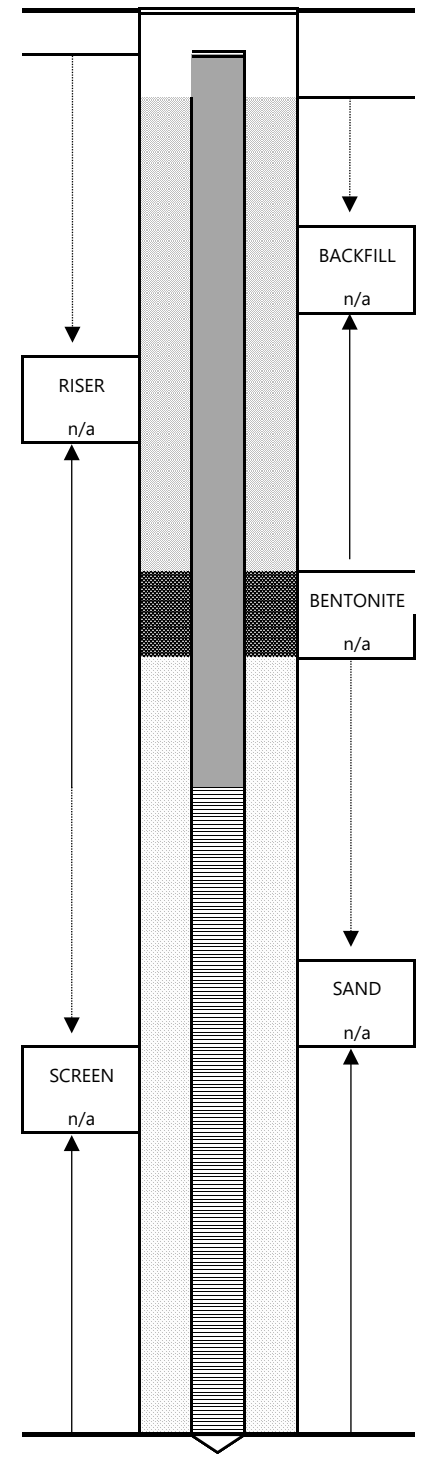

SOIL DESCRIPTIONS:

1) PRIMARY GRAIN SIZE
(BOULDERS, COBBLES,GRAVEL, SAND (COARSE, FINE) SILT, CLAY)
2) SECONDARY GRAIN SIZE
(TRACE=0-10% LITTLE=10-20% SOME=20-35% AND=35-50%)
3) PLASTICITY (VERY HIGH, HIGH, MED., LOW, SLIGHT, NON-PLASTIC)
4) MOISTURE (WET, MOIST, DRY)
5) DENSITY (LOOSE, MEDIUM DENSE, HARD)
6) ANGULARITY
(V. ANGULAR, ANG, SUB ANG, SUB ROUNDED, ROUNDED, WELL ROUNDED)
7) COLOR (GREY, BROWN, etc.)
8) STRUCTURES, STAINING, ALTERATION
(LAMINATED, BEDDED, IRON STAINED, ETC.)
9) ODORS/ORGANIC CONTENT (PETROLEUM, SEPTIC)
10) GEOLOGICAL INTERPRETATION (I.E. FILL/TILL, GLACIAL CLAY,CHANNEL DEPOSIT, etc.)

CLIENT:	New Hampshire Department of Transportation
PROJECT:	Salem Depot
PROJECT #:	52223.00
DIGSAFE:	20200702921
DRILLER:	Geosearch Inc.
DRILLING DATE:	2/20/2020
DRILLING METHOD:	Vacuum Truck
SAMPLING METHOD:	Continuous
PRE-CLEAR DEPTH:	3 feet
LOGGED BY:	MJM

LOCATION ID:	**SB-21**
ESTIMATED DEPTH TO WATER (ft.):	Unknown
TOTAL BORING DEPTH (ft.):	3'
BOTTOM OF WELL DEPTH (ft.):	n/a
PVC DIAMETER, SLOT:	n/a
RISER LENGTH (ft.):	n/a
SCREEN LENGTH (ft.):	n/a
FINISH:	Asphalt Patch
REFUSAL ENCOUNTERED:	No

NOTES/SKETCH:

Sample composited at 0900

DEPTH (ft.)	LAB SAMPLE	BLOWS (per 6-in)	RECOVERY (in.)	PID (ppmV)	SOIL DESCRIPTION
		n/a			
0-0.5			n/a	0.0	Dark brown, fine to medium SAND with some Gravel. Dry, no odor, non-plastic, low-density.
0.5-1	Preserved for VOCs		n/a	0.0	Brown, fine SAND and Gravel. Dry, no odor, non-plastic, low-density.
1-1.5			n/a	0.0	Dark brown, fine SAND with trace Gravel. Dry, no odor, non-plastic, low-density,
1.5-2			n/a	0.0	Dark brown, fine SAND with trace Gravel. Dry, no odor, non-plastic, low-density,
2-2.5			n/a	0.0	Dark brown, fine SAND with trace Gravel. Dry, no odor, non-plastic, low-density,
2.5-3			n/a	0.0	Dark brown, fine SAND with trace Gravel. Moist, no odor, non-plastic, low to moderate-density,

WELL CONSTRUCTION (ft.)

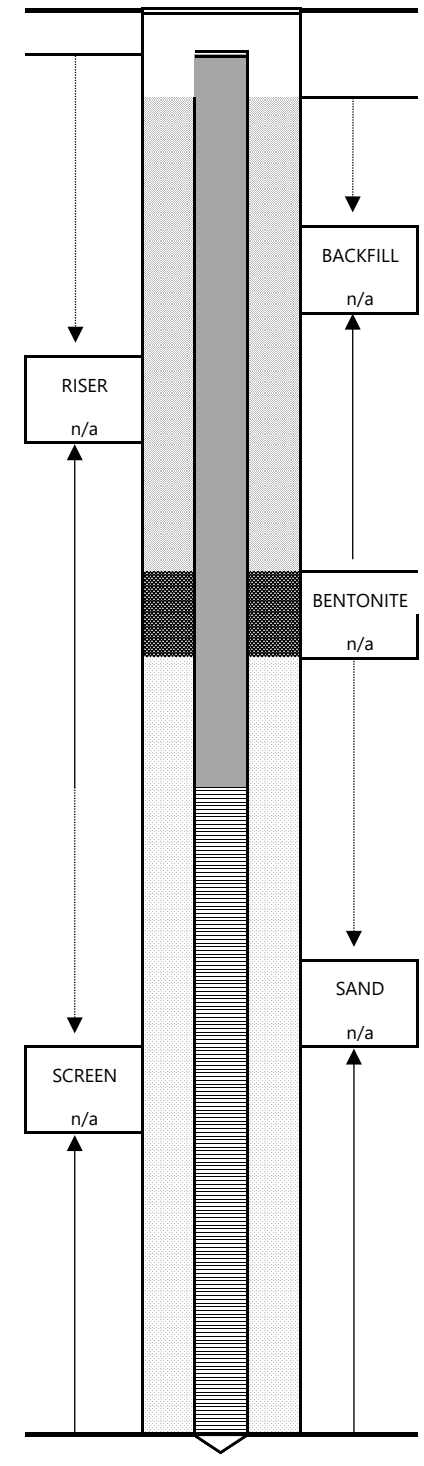

SOIL DESCRIPTIONS:

1) PRIMARY GRAIN SIZE
(BOULDERS, COBBLES,GRAVEL, SAND (COARSE, FINE) SILT, CLAY)
2) SECONDARY GRAIN SIZE
(TRACE=0-10% LITTLE=10-20% SOME=20-35% AND=35-50%)
3) PLASTICITY (VERY HIGH, HIGH, MED., LOW, SLIGHT, NON-PLASTIC)
4) MOISTURE (WET, MOIST, DRY)
5) DENSITY (LOOSE, MEDIUM DENSE, HARD)
6) ANGULARITY
(V. ANGULAR, ANG, SUB ANG, SUB ROUNDED, ROUNDED, WELL ROUNDED)
7) COLOR (GREY, BROWN, etc.)
8) STRUCTURES, STAINING, ALTERATION
(LAMINATED, BEDDED, IRON STAINED, ETC.)
9) ODORS/ORGANIC CONTENT (PETROLEUM, SEPTIC)
10) GEOLOGICAL INTERPRETATION (I.E. FILL/TILL, GLACIAL CLAY,CHANNEL DEPOSIT, etc.)

CLIENT:	New Hampshire Department of Transportation
PROJECT:	Salem Depot
PROJECT #:	52223.00
DIGSAFE:	20200702921
DRILLER:	Geosearch Inc.
DRILLING DATE:	2/20/2020
DRILLING METHOD:	Vacuum Truck
SAMPLING METHOD:	Continuous
PRE-CLEAR DEPTH:	3 feet
LOGGED BY:	MJM

LOCATION ID:	**SB-22**
ESTIMATED DEPTH TO WATER (ft.):	Unknown
TOTAL BORING DEPTH (ft.):	3'
BOTTOM OF WELL DEPTH (ft.):	n/a
PVC DIAMETER, SLOT:	n/a
RISER LENGTH (ft.):	n/a
SCREEN LENGTH (ft.):	n/a
FINISH:	Asphalt Patch
REFUSAL ENCOUNTERED:	No

NOTES/SKETCH:

Bedrock encountered ~3'

Sample composited at 0930

DEPTH (ft.)	LAB SAMPLE	BLOWS (per 6-in)	RECOVERY (in.)	PID (ppmV)	SOIL DESCRIPTION
		n/a			
0-0.5			n/a	0.0	Brown, fine SAND with some Gravel. Dry, no odor, non-plastic, low-density.
0.5-1	Preserved for VOCs		n/a	0.0	Brown, fine SAND with trace Gravel. Dry, no odor, non-plastic, low-density.
1-1.5			n/a	0.0	Brown, fine SAND with trace Gravel. Dry, no odor, non-plastic, low-density.
1.5-2			n/a	0.0	Brown, fine SAND with some Gravel, trace coarse Gravel. Dry, no odor, non-plastic, low-density.
2-2.5			n/a	0.0	Brown, fine SAND with some Gravel. Dry, no odor, non-plastic, low-density.
2.5-3			n/a	0.0	Brown, fine SAND with some Gravel. Dry, no odor, non-plastic, low-density.

WELL CONSTRUCTION (ft.)

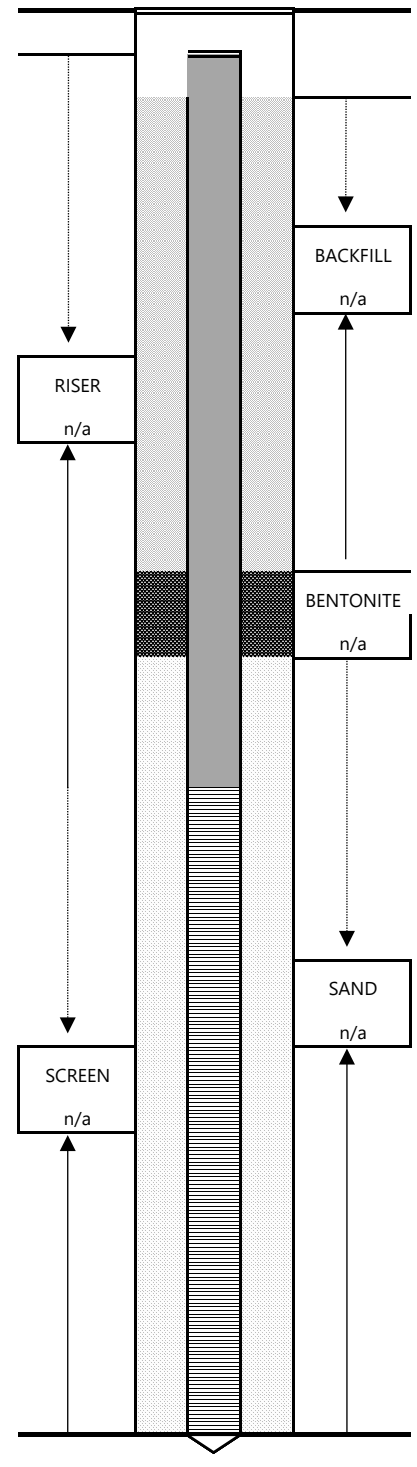

SOIL DESCRIPTIONS:

1) PRIMARY GRAIN SIZE
(BOULDERS, COBBLES,GRAVEL, SAND (COARSE, FINE) SILT, CLAY)
2) SECONDARY GRAIN SIZE
(TRACE=0-10% LITTLE=10-20% SOME=20-35% AND=35-50%)
3) PLASTICITY (VERY HIGH, HIGH, MED., LOW, SLIGHT, NON-PLASTIC)
4) MOISTURE (WET, MOIST, DRY)
5) DENSITY (LOOSE, MEDIUM DENSE, HARD)
6) ANGULARITY
(V. ANGULAR, ANG, SUB ANG, SUB ROUNDED, ROUNDED, WELL ROUNDED)
7) COLOR (GREY, BROWN, etc.)
8) STRUCTURES, STAINING, ALTERATION
(LAMINATED, BEDDED, IRON STAINED, ETC.)
9) ODORS/ORGANIC CONTENT (PETROLEUM, SEPTIC)
10) GEOLOGICAL INTERPRETATION (I.E. FILL/TILL, GLACIAL CLAY,CHANNEL DEPOSIT, etc.)

CLIENT:	New Hampshire Department of Transportation
PROJECT:	Salem Depot
PROJECT #:	52223.00
DIGSAFE:	20200702921
DRILLER:	Geosearch Inc.
DRILLING DATE:	2/21/2020 , 2/24/2020
DRILLING METHOD:	Vacuum Truck, Geoprobe
SAMPLING METHOD:	Continuous
PRE-CLEAR DEPTH:	6 feet
LOGGED BY:	MJM

LOCATION ID:	**SB-23**
ESTIMATED DEPTH TO WATER (ft.):	4.5'
TOTAL BORING DEPTH (ft.):	10'
BOTTOM OF WELL DEPTH (ft.):	n/a
PVC DIAMETER, SLOT:	n/a
RISER LENGTH (ft.):	n/a
SCREEN LENGTH (ft.):	n/a
FINISH:	Asphalt Patch
REFUSAL ENCOUNTERED:	No

NOTES/SKETCH:

Sample composited at 1100

DEPTH (ft.)	LAB SAMPLE	BLOWS (per 6-in)	RECOVERY (in.)	PID (ppmV)	SOIL DESCRIPTION
		n/a			
0-2			n/a	0.0	Brown, fine to medium SAND, some fine to coarse Gravel. Dry, no odor, non-plastic, low-density.
2-4			n/a	0.0	Brown, fine to medium SAND, some fine Gravel. Moist, no odor, non-plastic, low to moderate-density.
4-6			n/a	0.0	Gray, fine SAND and dark brown, coarse Sand, with some coarse Gravel. Moist, no odor, non-plastic, low to moderate-density.
6-8			36"	0.0	Gray, fine SAND, with trace Silt. Moist, no odor, non-plastic, low to moderate-density,
8-10	Preserved for VOCs			0.0	Tan, fine to medium SAND. Wet, no odor, non-plastic, low to moderate-density.

WELL CONSTRUCTION (ft.)

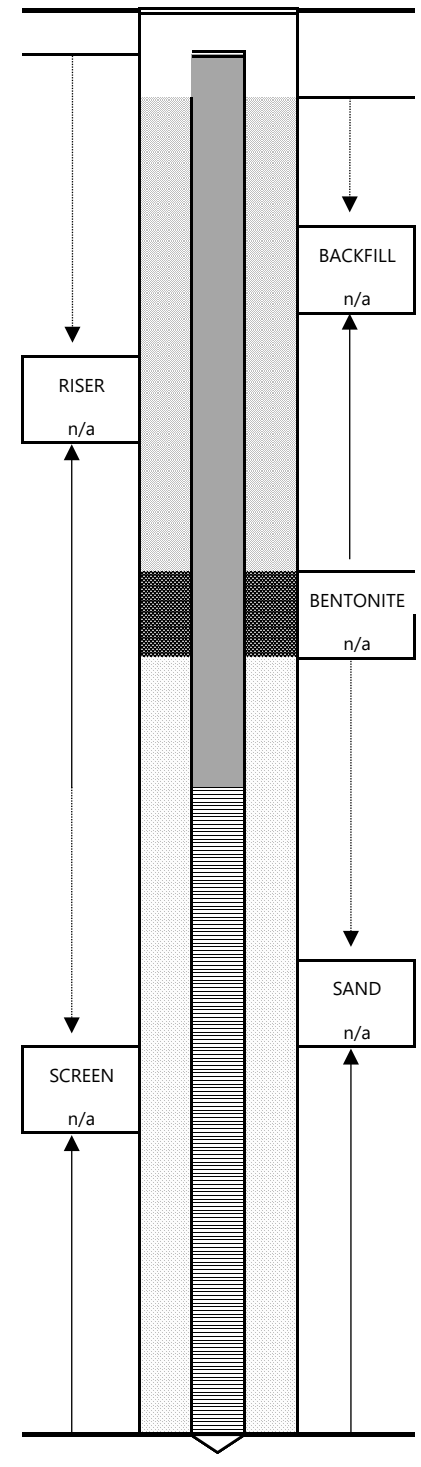

SOIL DESCRIPTIONS:

1) PRIMARY GRAIN SIZE
(BOULDERS, COBBLES,GRAVEL, SAND (COARSE, FINE) SILT, CLAY)
2) SECONDARY GRAIN SIZE
(TRACE=0-10% LITTLE=10-20% SOME=20-35% AND=35-50%)
3) PLASTICITY (VERY HIGH, HIGH, MED., LOW, SLIGHT, NON-PLASTIC)
4) MOISTURE (WET, MOIST, DRY)
5) DENSITY (LOOSE, MEDIUM DENSE, HARD)
6) ANGULARITY
(V. ANGULAR, ANG, SUB ANG, SUB ROUNDED, ROUNDED, WELL ROUNDED)
7) COLOR (GREY, BROWN, etc.)
8) STRUCTURES, STAINING, ALTERATION
(LAMINATED, BEDDED, IRON STAINED, ETC.)
9) ODORS/ORGANIC CONTENT (PETROLEUM, SEPTIC)
10) GEOLOGICAL INTERPRETATION (I.E. FILL/TILL, GLACIAL CLAY,CHANNEL DEPOSIT, etc.)

CLIENT:	New Hampshire Department of Transportation
PROJECT:	Salem Depot
PROJECT #:	52223.00
DIGSAFE:	20200702921
DRILLER:	Geosearch Inc.
DRILLING DATE:	2/21/2020
DRILLING METHOD:	Vacuum Truck, Geoprobe
SAMPLING METHOD:	Continuous
PRE-CLEAR DEPTH:	10'
LOGGED BY:	MJM

LOCATION ID:	**SB-24**
ESTIMATED DEPTH TO WATER (ft.):	6.5'
TOTAL BORING DEPTH (ft.):	10'
BOTTOM OF WELL DEPTH (ft.):	n/a
PVC DIAMETER, SLOT:	n/a
RISER LENGTH (ft.):	n/a
SCREEN LENGTH (ft.):	n/a
FINISH:	Asphalt Patch
REFUSAL ENCOUNTERED:	No

NOTES/SKETCH:

Sample composited at 1100

DEPTH (ft.)	LAB SAMPLE	BLOWS (per 6-in)	RECOVERY (in.)	PID (ppmV)	SOIL DESCRIPTION
		n/a			
0-2			n/a	0.0	Tan, fine to medium SAND with trace Gravel. Dry, no odor, non-plastic, low-density.
2-4			n/a	0.0	Tan to brown, medium SAND, trace Gravel. Moist, no odor, non-plastic, low to moderate-density.
4-6			n/a	0.0	Tan to brown, medium SAND, trace Gravel. Moist, no odor, non-plastic, low to moderate-density.
6-8	Preserved for VOCs		n/a	0.0	Dark brown to black, SILT and fine Sand. Wet, no odor, non-plastic, low to moderate-density.
8-10			n/a	0.0	Tan, fine SAND. Wet, no odor, non-plastic, low to moderate-density.

WELL CONSTRUCTION (ft.)

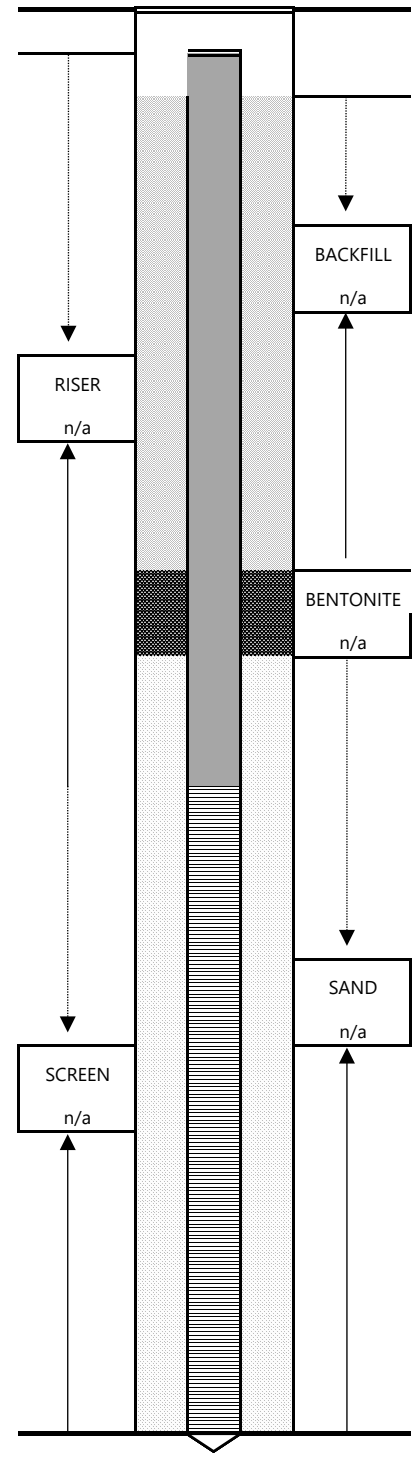

SOIL DESCRIPTIONS:

1) PRIMARY GRAIN SIZE
(BOULDERS, COBBLES,GRAVEL, SAND (COARSE, FINE) SILT, CLAY)
2) SECONDARY GRAIN SIZE
(TRACE=0-10% LITTLE=10-20% SOME=20-35% AND=35-50%)
3) PLASTICITY (VERY HIGH, HIGH, MED., LOW, SLIGHT, NON-PLASTIC)
4) MOISTURE (WET, MOIST, DRY)
5) DENSITY (LOOSE, MEDIUM DENSE, HARD)
6) ANGULARITY
(V. ANGULAR, ANG, SUB ANG, SUB ROUNDED, ROUNDED, WELL ROUNDED)
7) COLOR (GREY, BROWN, etc.)
8) STRUCTURES, STAINING, ALTERATION
(LAMINATED, BEDDED, IRON STAINED, ETC.)
9) ODORS/ORGANIC CONTENT (PETROLEUM, SEPTIC)
10) GEOLOGICAL INTERPRETATION (I.E. FILL/TILL, GLACIAL CLAY,CHANNEL DEPOSIT, etc.)

CLIENT:	New Hampshire Department of Transportation
PROJECT:	Salem Depot
PROJECT #:	52223.00
DIGSAFE:	20200702921
DRILLER:	Geosearch Inc.
DRILLING DATE:	2/20/2020
DRILLING METHOD:	Vacuum Truck
SAMPLING METHOD:	Continuous
PRE-CLEAR DEPTH:	6'
LOGGED BY:	MJM

LOCATION ID:	**SB-25**
ESTIMATED DEPTH TO WATER (ft.):	3.5'
TOTAL BORING DEPTH (ft.):	6'
BOTTOM OF WELL DEPTH (ft.):	n/a
PVC DIAMETER, SLOT:	n/a
RISER LENGTH (ft.):	n/a
SCREEN LENGTH (ft.):	n/a
FINISH:	Asphalt Patch
REFUSAL ENCOUNTERED:	No

NOTES/SKETCH:

Sample composited at 1130

DEPTH (ft.)	LAB SAMPLE	BLOWS (per 6-in)	RECOVERY (in.)	PID (ppmV)	SOIL DESCRIPTION
		n/a			
0-1			n/a	0.0	Brown to tan, fine to medium SAND. Dry, no odor, non-plastic, low-density.
1-2			n/a	0.0	Dark brown, fine SAND with some Gravel. Dry, no odor, non-plastic, low-density.
2-3			n/a	0.0	Dark brown, fine SAND with some Gravel. Dry, no odor, non-plastic, low-density.
3-4	Preserved for VOCs		n/a	0.0	Brown, fine SAND with orange staining. Wet, no odor, non-plastic, low to moderate-density.
4-5			n/a	0.0	Brown to tan, coarse SAND, Wet, no odor, non-plastic, low to moderate-density.
5-6			n/a	0.0	Brown to tan, coarse SAND, Wet, no odor, non-plastic, low to moderate-density.

WELL CONSTRUCTION (ft.)

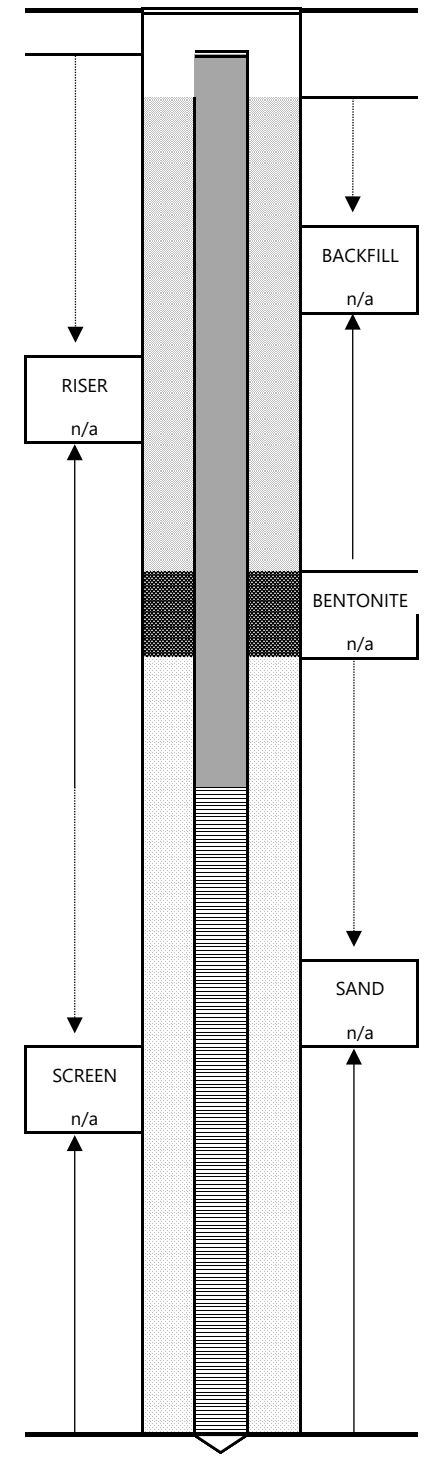

SOIL DESCRIPTIONS:

1) PRIMARY GRAIN SIZE
(BOULDERS, COBBLES,GRAVEL, SAND (COARSE, FINE) SILT, CLAY)
2) SECONDARY GRAIN SIZE
(TRACE=0-10% LITTLE=10-20% SOME=20-35% AND=35-50%)
3) PLASTICITY (VERY HIGH, HIGH, MED., LOW, SLIGHT, NON-PLASTIC)
4) MOISTURE (WET, MOIST, DRY)
5) DENSITY (LOOSE, MEDIUM DENSE, HARD)
6) ANGULARITY
(V. ANGULAR, ANG, SUB ANG, SUB ROUNDED, ROUNDED, WELL ROUNDED)
7) COLOR (GREY, BROWN, etc.)
8) STRUCTURES, STAINING, ALTERATION
(LAMINATED, BEDDED, IRON STAINED, ETC.)
9) ODORS/ORGANIC CONTENT (PETROLEUM, SEPTIC)
10) GEOLOGICAL INTERPRETATION (I.E. FILL/TILL, GLACIAL CLAY,CHANNEL DEPOSIT, etc.)

CLIENT:	New Hampshire Department of Transportation
PROJECT:	Salem Depot
PROJECT #:	52223.00
DIGSAFE:	20200702921
DRILLER:	Geosearch Inc.
DRILLING DATE:	2/20/2020
DRILLING METHOD:	Vacuum Truck
SAMPLING METHOD:	Continuous
PRE-CLEAR DEPTH:	6'
LOGGED BY:	MJM

LOCATION ID:	**SB-26**
ESTIMATED DEPTH TO WATER (ft.):	4'
TOTAL BORING DEPTH (ft.):	6'
BOTTOM OF WELL DEPTH (ft.):	n/a
PVC DIAMETER, SLOT:	n/a
RISER LENGTH (ft.):	n/a
SCREEN LENGTH (ft.):	n/a
FINISH:	Asphalt Patch
REFUSAL ENCOUNTERED:	No

NOTES/SKETCH:

Sample composited at 1300

DEPTH (ft.)	LAB SAMPLE	BLOWS (per 6-in)	RECOVERY (in.)	PID (ppmV)	SOIL DESCRIPTION
		n/a			
0-1			n/a	0.0	Dark brown, fine to medium SAND, some Gravel. Dry, no odor, non-plastic, low-density.
1-2			n/a	0.0	Dark brown to black, fine to medium SAND, some Gravel. Dry, no odor, non-plastic, low-density.
2-3			n/a	0.0	Dark brown, fine SAND and Gravel. Moist, no odor, non-plastic, low to moderate-density.
3-4			n/a	0.0	Dark brown, fine SAND and Gravel, some coarse Gravel. Moist, no odor, non-plastic, low to moderate-density.
4-5			n/a	37.0	Gray, fine SAND. Wet, strong petroleum ("oily") odor, non-plastic, low to moderate-density.
5-6	Preserved for VOCs		n/a	70.0	Gray, fine SAND. Wet, strong petroleum ("oily") odor, non-plastic, low to moderate-density.

WELL CONSTRUCTION (ft.)

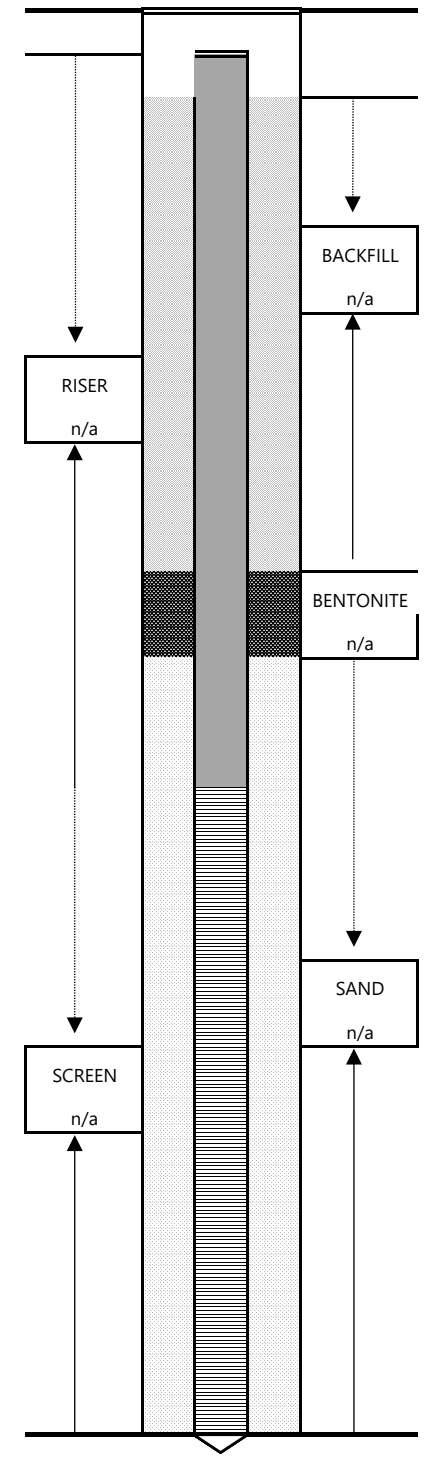

SOIL DESCRIPTIONS:

1) PRIMARY GRAIN SIZE
(BOULDERS, COBBLES,GRAVEL, SAND (COARSE, FINE) SILT, CLAY)
2) SECONDARY GRAIN SIZE
(TRACE=0-10% LITTLE=10-20% SOME=20-35% AND=35-50%)
3) PLASTICITY (VERY HIGH, HIGH, MED., LOW, SLIGHT, NON-PLASTIC)
4) MOISTURE (WET, MOIST, DRY)
5) DENSITY (LOOSE, MEDIUM DENSE, HARD)
6) ANGULARITY
(V. ANGULAR, ANG, SUB ANG, SUB ROUNDED, ROUNDED, WELL ROUNDED)
7) COLOR (GREY, BROWN, etc.)
8) STRUCTURES, STAINING, ALTERATION
(LAMINATED, BEDDED, IRON STAINED, ETC.)
9) ODORS/ORGANIC CONTENT (PETROLEUM, SEPTIC)
10) GEOLOGICAL INTERPRETATION (I.E. FILL/TILL, GLACIAL CLAY,CHANNEL DEPOSIT, etc.)

CLIENT:	New Hampshire Department of Transportation
PROJECT:	Salem Depot
PROJECT #:	52223.00
DIGSAFE:	20200702921
DRILLER:	Geosearch Inc.
DRILLING DATE:	2/20/2020 , 2/24/2020
DRILLING METHOD:	Vacuum Truck , Geoprobe
SAMPLING METHOD:	Continuous
PRE-CLEAR DEPTH:	3 feet
LOGGED BY:	MJM

LOCATION ID:	**SB-27**
ESTIMATED DEPTH TO WATER (ft.):	Unknown
TOTAL BORING DEPTH (ft.):	3.5'
BOTTOM OF WELL DEPTH (ft.):	n/a
PVC DIAMETER, SLOT:	n/a
RISER LENGTH (ft.):	n/a
SCREEN LENGTH (ft.):	n/a
FINISH:	Asphalt Patch
REFUSAL ENCOUNTERED:	Reset for Geoprobe, Bedrock at 3.5 feet bgs

NOTES/SKETCH:

Bedrock encountered ~3.5 feet bgs

DEPTH (ft.)	LAB SAMPLE	BLOWS (per 6-in)	RECOVERY (in.)	PID (ppmV)	SOIL DESCRIPTION
		n/a			
0-0.5			n/a	0.0	Brown, fine SAND with trace debris (asphalt). Dry, no odor, non-plastic, low-density.
0.5-1			n/a	0.0	Brown, fine SAND with trace debris (asphalt). Dry, no odor, non-plastic, low-density.
1-1.5			n/a	0.0	Brown, fine SAND with trace debris (asphalt). Dry, no odor, non-plastic, low-density.
1.5-2			n/a	0.0	Brown to tan, medium SAND. Dry, no odor, non-plastic, low-density.
2-2.5			n/a	0.0	Brown to tan, medium SAND. Moist, no odor, non-plastic, low-density.
2.5-3	Preserved for VOCs		n/a	0.0	Brown to tan, medium SAND. Moist, no odor, non-plastic, low to moderate-density.

WELL CONSTRUCTION (ft.)

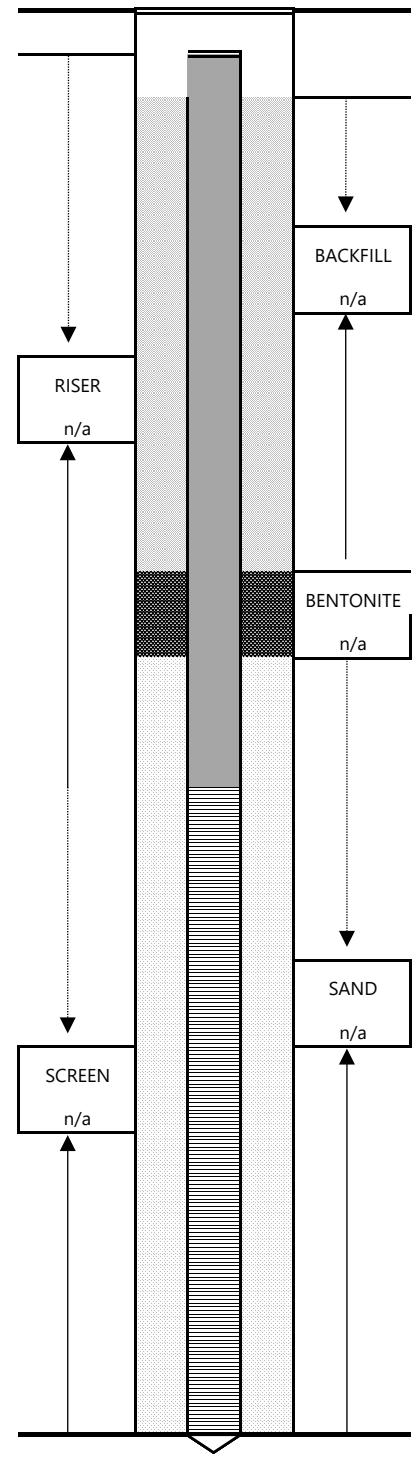

SOIL DESCRIPTIONS:

1) PRIMARY GRAIN SIZE
(BOULDERS, COBBLES,GRAVEL, SAND (COARSE, FINE) SILT, CLAY)
2) SECONDARY GRAIN SIZE
(TRACE=0-10% LITTLE=10-20% SOME=20-35% AND=35-50%)
3) PLASTICITY (VERY HIGH, HIGH, MED., LOW, SLIGHT, NON-PLASTIC)
4) MOISTURE (WET, MOIST, DRY)
5) DENSITY (LOOSE, MEDIUM DENSE, HARD)
6) ANGULARITY
(V. ANGULAR, ANG, SUB ANG, SUB ROUNDED, ROUNDED, WELL ROUNDED)
7) COLOR (GREY, BROWN, etc.)
8) STRUCTURES, STAINING, ALTERATION
(LAMINATED, BEDDED, IRON STAINED, ETC.)
9) ODORS/ORGANIC CONTENT (PETROLEUM, SEPTIC)
10) GEOLOGICAL INTERPRETATION (I.E. FILL/TILL, GLACIAL CLAY,CHANNEL DEPOSIT, etc.)

CLIENT:	New Hampshire Department of Transportation
PROJECT:	Salem Depot
PROJECT #:	52223.00
DIGSAFE:	20200702921
DRILLER:	Geosearch Inc.
DRILLING DATE:	2/20/2020
DRILLING METHOD:	Vacuum Truck
SAMPLING METHOD:	Continuous
PRE-CLEAR DEPTH:	3 feet
LOGGED BY:	MJM

LOCATION ID:	**SB-28**
ESTIMATED DEPTH TO WATER (ft.):	Unknown
TOTAL BORING DEPTH (ft.):	3'
BOTTOM OF WELL DEPTH (ft.):	n/a
PVC DIAMETER, SLOT:	n/a
RISER LENGTH (ft.):	n/a
SCREEN LENGTH (ft.):	n/a
FINISH:	Asphalt Patch
REFUSAL ENCOUNTERED:	No

NOTES/SKETCH:

Sample composited at 1330

DEPTH (ft.)	LAB SAMPLE	BLOWS (per 6-in)	RECOVERY (in.)	PID (ppmV)	SOIL DESCRIPTION
		n/a			
0-0.5			n/a	0.0	Dark brown, fine to medium SAND with some fine Gravel. Dry, no odor, non-plastic, low-density.
0.5-1			n/a	0.0	Dark brown to black, fine SAND with some Gravel, trace debris (brick, asphalt). Dry, no odor, non-plastic, low-density.
1-1.5			n/a	0.0	Dark brown to black, fine SAND with some Gravel, trace debris (brick, asphalt). Dry, no odor, non-plastic, low-density.
1.5-2			n/a	0.0	Dark brown to black, fine SAND with some Gravel, trace debris (brick, asphalt). Dry, no odor, non-plastic, low-density.
2-2.5			n/a	0.0	Dark brown to black, fine SAND with some Gravel, trace debris (brick, asphalt). Dry, no odor, non-plastic, low-density.
2.5-3	Preserved for VOCs		n/a	0.0	Dark brown to black, fine SAND with some Gravel, trace debris (brick, asphalt). Dry, no odor, non-plastic, low-density.

WELL CONSTRUCTION (ft.)

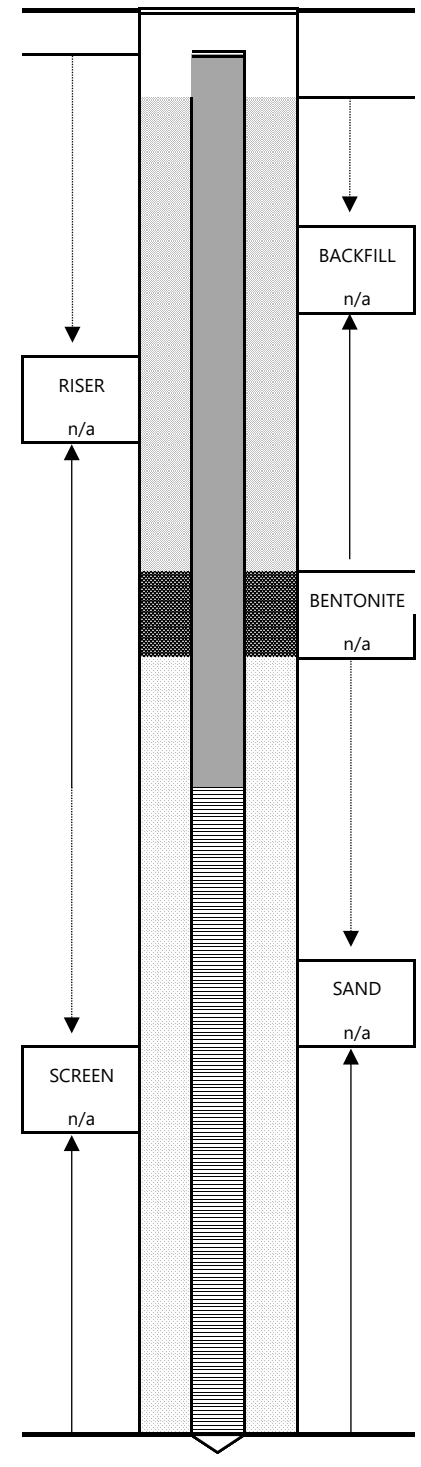

SOIL DESCRIPTIONS:

1) PRIMARY GRAIN SIZE
(BOULDERS, COBBLES,GRAVEL, SAND (COARSE, FINE) SILT, CLAY)
2) SECONDARY GRAIN SIZE
(TRACE=0-10% LITTLE=10-20% SOME=20-35% AND=35-50%)
3) PLASTICITY (VERY HIGH, HIGH, MED., LOW, SLIGHT, NON-PLASTIC)
4) MOISTURE (WET, MOIST, DRY)
5) DENSITY (LOOSE, MEDIUM DENSE, HARD)
6) ANGULARITY
(V. ANGULAR, ANG, SUB ANG, SUB ROUNDED, ROUNDED, WELL ROUNDED)
7) COLOR (GREY, BROWN, etc.)
8) STRUCTURES, STAINING, ALTERATION
(LAMINATED, BEDDED, IRON STAINED, ETC.)
9) ODORS/ORGANIC CONTENT (PETROLEUM, SEPTIC)
10) GEOLOGICAL INTERPRETATION (I.E. FILL/TILL, GLACIAL CLAY,CHANNEL DEPOSIT, etc.)

CLIENT:	New Hampshire Department of Transportation
PROJECT:	Salem Depot
PROJECT #:	52223.00
DIGSAFE:	20200702921
DRILLER:	Geosearch Inc.
DRILLING DATE:	2/20/2020
DRILLING METHOD:	Vacuum Truck
SAMPLING METHOD:	Continuous
PRE-CLEAR DEPTH:	6 feet
LOGGED BY:	MJM

LOCATION ID:	**SB-29**
ESTIMATED DEPTH TO WATER (ft.):	4'
TOTAL BORING DEPTH (ft.):	6'
BOTTOM OF WELL DEPTH (ft.):	n/a
PVC DIAMETER, SLOT:	n/a
RISER LENGTH (ft.):	n/a
SCREEN LENGTH (ft.):	n/a
FINISH:	Asphalt Patch
REFUSAL ENCOUNTERED:	No

NOTES/SKETCH:

Sample composited at 1400

DEPTH (ft.)	LAB SAMPLE	BLOWS (per 6-in)	RECOVERY (in.)	PID (ppmV)	SOIL DESCRIPTION
		n/a			
0-1			n/a	0.0	Dark brown, fine to medium SAND with trace Gravel. Dry, no odor, non-plastic, low-density.
1-2			n/a	0.0	Dark brown, fine to medium SAND with trace Gravel. Dry, no odor, non-plastic, low-density.
2-3			n/a	0.0	Tan, medium SAND with some Gravel. Dry, no odor, non-plastic, low-density.
3-4	Preserved for VOCs		n/a	0.0	Brown to gray, medium SAND with some Gravel. Moist, no odor, non-plastic, low to moderate-density.
4-5			n/a	0.0	Brown to gray, medium SAND with some Gravel. Moist, no odor, non-plastic, low to moderate-density.
5-6			n/a	0.0	Brown to gray, medium SAND with some Gravel. Moist, no odor, non-plastic, low to moderate-density.

WELL CONSTRUCTION (ft.)

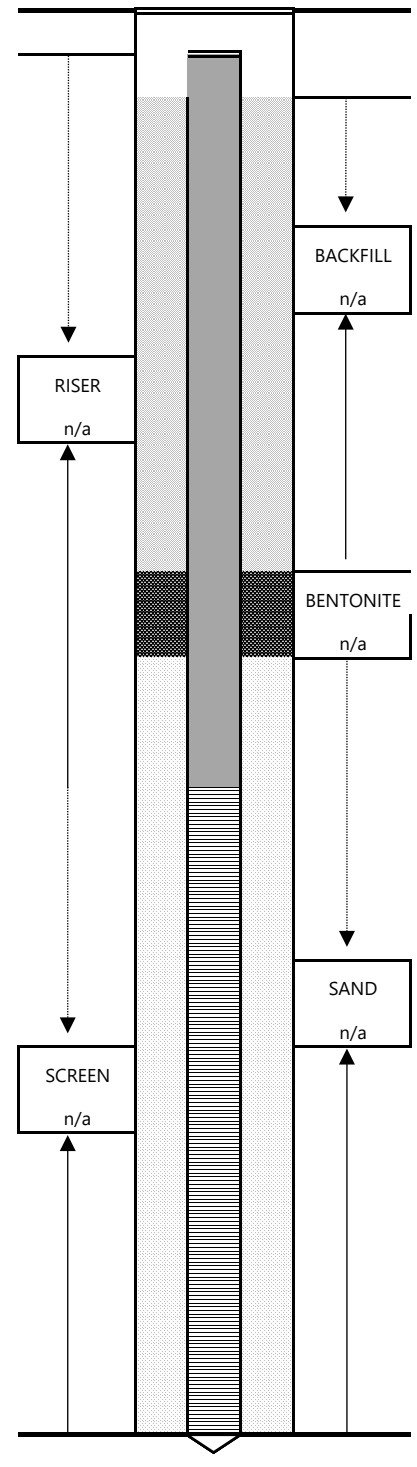

SOIL DESCRIPTIONS:

1) PRIMARY GRAIN SIZE
(BOULDERS, COBBLES,GRAVEL, SAND (COARSE, FINE) SILT, CLAY)
2) SECONDARY GRAIN SIZE
(TRACE=0-10% LITTLE=10-20% SOME=20-35% AND=35-50%)
3) PLASTICITY (VERY HIGH, HIGH, MED., LOW, SLIGHT, NON-PLASTIC)
4) MOISTURE (WET, MOIST, DRY)
5) DENSITY (LOOSE, MEDIUM DENSE, HARD)
6) ANGULARITY
(V. ANGULAR, ANG, SUB ANG, SUB ROUNDED, ROUNDED, WELL ROUNDED)
7) COLOR (GREY, BROWN, etc.)
8) STRUCTURES, STAINING, ALTERATION
(LAMINATED, BEDDED, IRON STAINED, ETC.)
9) ODORS/ORGANIC CONTENT (PETROLEUM, SEPTIC)
10) GEOLOGICAL INTERPRETATION (I.E. FILL/TILL, GLACIAL CLAY,CHANNEL DEPOSIT, etc.)

CLIENT:	New Hampshire Department of Transportation
PROJECT:	Salem Depot
PROJECT #:	52223.00
DIGSAFE:	20200702921
DRILLER:	Geosearch Inc.
DRILLING DATE:	2/20/2020
DRILLING METHOD:	Vacuum Truck
SAMPLING METHOD:	Continuous
PRE-CLEAR DEPTH:	3 feet
LOGGED BY:	MJM

LOCATION ID:	**SB-30**
ESTIMATED DEPTH TO WATER (ft.):	Unknown
TOTAL BORING DEPTH (ft.):	3'
BOTTOM OF WELL DEPTH (ft.):	n/a
PVC DIAMETER, SLOT:	n/a
RISER LENGTH (ft.):	n/a
SCREEN LENGTH (ft.):	n/a
FINISH:	Asphalt Patch
REFUSAL ENCOUNTERED:	No

NOTES/SKETCH:

Sample composited at 1430

DEPTH (ft.)	LAB SAMPLE	BLOWS (per 6-in)	RECOVERY (in.)	PID (ppmV)	SOIL DESCRIPTION
		n/a			
0-0.5			n/a	0.0	Tan, medium to coarse SAND with some Gravel. Dry, no odor, non-plastic, low-density.
0.5-1	Preserved for VOCs		n/a	0.0	
1-1.5			n/a	0.0	
1.5-2			n/a	0.0	
2-2.5			n/a	0.0	
2.5-3			n/a	0.0	

WELL CONSTRUCTION (ft.)

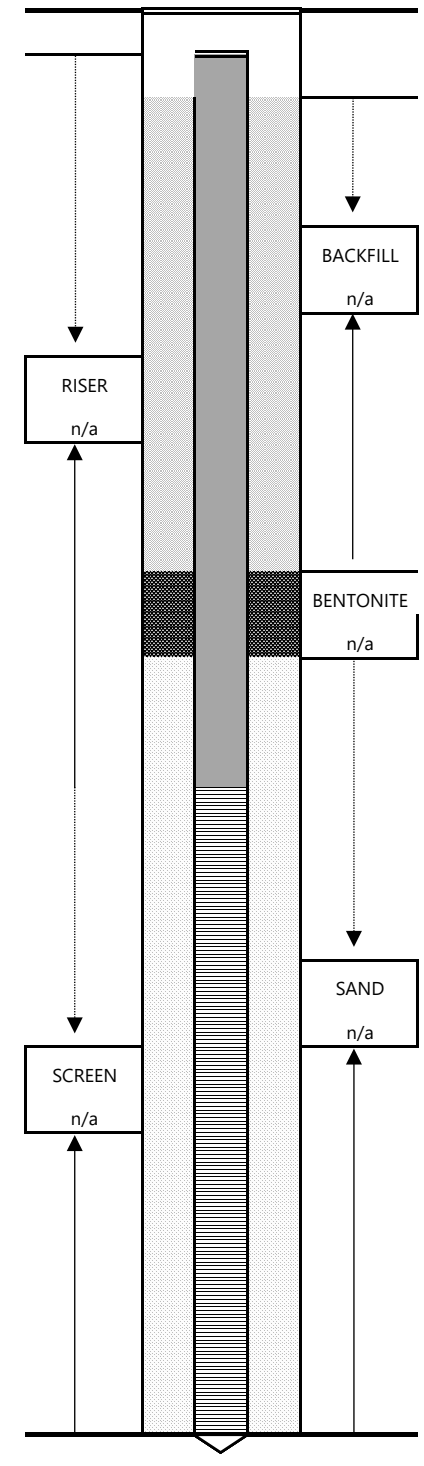

SOIL DESCRIPTIONS:

1) PRIMARY GRAIN SIZE
(BOULDERS, COBBLES,GRAVEL, SAND (COARSE, FINE) SILT, CLAY)
2) SECONDARY GRAIN SIZE
(TRACE=0-10% LITTLE=10-20% SOME=20-35% AND=35-50%)
3) PLASTICITY (VERY HIGH, HIGH, MED., LOW, SLIGHT, NON-PLASTIC)
4) MOISTURE (WET, MOIST, DRY)
5) DENSITY (LOOSE, MEDIUM DENSE, HARD)
6) ANGULARITY
(V. ANGULAR, ANG, SUB ANG, SUB ROUNDED, ROUNDED, WELL ROUNDED)
7) COLOR (GREY, BROWN, etc.)
8) STRUCTURES, STAINING, ALTERATION
(LAMINATED, BEDDED, IRON STAINED, ETC.)
9) ODORS/ORGANIC CONTENT (PETROLEUM, SEPTIC)
10) GEOLOGICAL INTERPRETATION (I.E. FILL/TILL, GLACIAL CLAY,CHANNEL DEPOSIT, etc.)

CLIENT:	New Hampshire Department of Transportation
PROJECT:	Salem Depot
PROJECT #:	52223.00
DIGSAFE:	20200702921
DRILLER:	Geosearch Inc.
DRILLING DATE:	2/20/2020
DRILLING METHOD:	Vacuum Truck
SAMPLING METHOD:	Continuous
PRE-CLEAR DEPTH:	3 feet
LOGGED BY:	MJM

LOCATION ID:	**SB-31**
ESTIMATED DEPTH TO WATER (ft.):	Unknown
TOTAL BORING DEPTH (ft.):	3'
BOTTOM OF WELL DEPTH (ft.):	n/a
PVC DIAMETER, SLOT:	n/a
RISER LENGTH (ft.):	n/a
SCREEN LENGTH (ft.):	n/a
FINISH:	Asphalt Patch
REFUSAL ENCOUNTERED:	No

NOTES/SKETCH:

Sample composited at 1500

DEPTH (ft.)	LAB SAMPLE	BLOWS (per 6-in)	RECOVERY (in.)	PID (ppmV)	SOIL DESCRIPTION
		n/a			
0-0.5			n/a	0.0	Tan to brown, medium SAND with trace Gravel. Dry, no odor, non-plastic, low-density.
0.5-1			n/a	0.0	Tan to brown, medium SAND with trace Gravel. Dry, no odor, non-plastic, low-density.
1-1.5			n/a	0.0	Brown, fine to medium SAND with some Gravel. Dry, no odor, non-plastic, low-density.
1.5-2	Preserved for VOCs		n/a	0.0	Tan to brown, fine SAND, some fine to coarse Gravel. Dry, no odor, non-plastic, low-density.
2-2.5			n/a	0.0	Tan to brown, fine SAND, some Gravel. Dry, no odor, non-plastic, low-density.
2.5-3			n/a	0.0	Tan to brown, fine SAND, some Gravel. Dry, no odor, non-plastic, low-density.

WELL CONSTRUCTION (ft.)

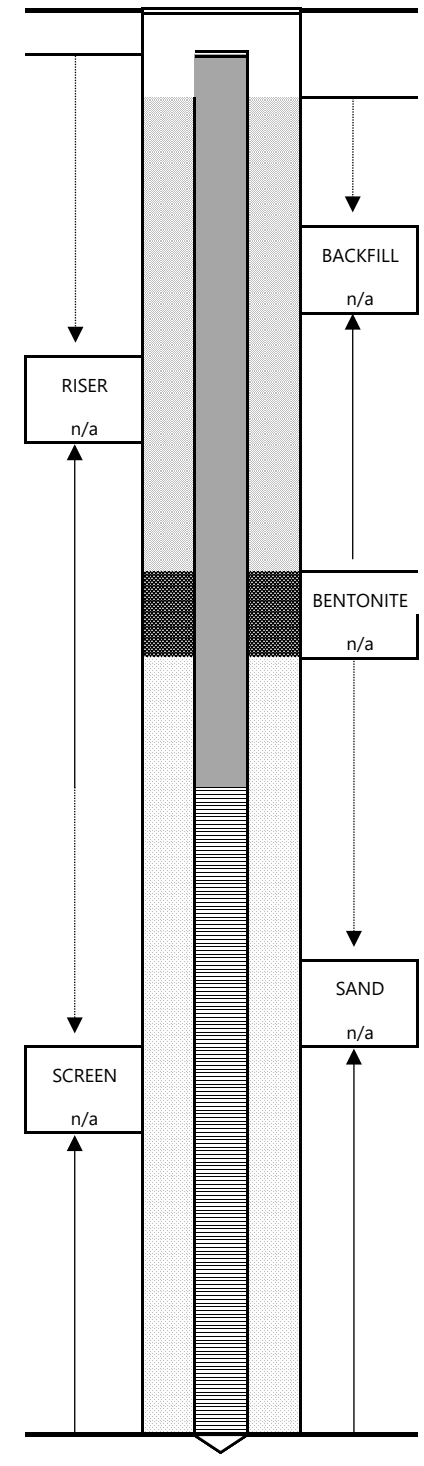

SOIL DESCRIPTIONS:

1) PRIMARY GRAIN SIZE
(BOULDERS, COBBLES,GRAVEL, SAND (COARSE, FINE) SILT, CLAY)
2) SECONDARY GRAIN SIZE
(TRACE=0-10% LITTLE=10-20% SOME=20-35% AND=35-50%)
3) PLASTICITY (VERY HIGH, HIGH, MED., LOW, SLIGHT, NON-PLASTIC)
4) MOISTURE (WET, MOIST, DRY)
5) DENSITY (LOOSE, MEDIUM DENSE, HARD)
6) ANGULARITY
(V. ANGULAR, ANG, SUB ANG, SUB ROUNDED, ROUNDED, WELL ROUNDED)
7) COLOR (GREY, BROWN, etc.)
8) STRUCTURES, STAINING, ALTERATION
(LAMINATED, BEDDED, IRON STAINED, ETC.)
9) ODORS/ORGANIC CONTENT (PETROLEUM, SEPTIC)
10) GEOLOGICAL INTERPRETATION (I.E. FILL/TILL, GLACIAL CLAY,CHANNEL DEPOSIT, etc.)

CLIENT:	New Hampshire Department of Transportation
PROJECT:	Salem Depot
PROJECT #:	52223.00
DIGSAFE:	20200702921
DRILLER:	Geosearch Inc.
DRILLING DATE:	2/20/2020
DRILLING METHOD:	Vacuum Truck
SAMPLING METHOD:	Continuous
PRE-CLEAR DEPTH:	3 feet
LOGGED BY:	MJM

LOCATION ID:	**SB-32**
ESTIMATED DEPTH TO WATER (ft.):	Unknown
TOTAL BORING DEPTH (ft.):	3'
BOTTOM OF WELL DEPTH (ft.):	n/a
PVC DIAMETER, SLOT:	n/a
RISER LENGTH (ft.):	n/a
SCREEN LENGTH (ft.):	n/a
FINISH:	Asphalt Patch
REFUSAL ENCOUNTERED:	No

NOTES/SKETCH:

Sample composited at 1600

DEPTH (ft.)	LAB SAMPLE	BLOWS (per 6-in)	RECOVERY (in.)	PID (ppmV)	SOIL DESCRIPTION
		n/a			
0-0.5			n/a	0.0	Tan, fine to medium SAND with trace Gravel. Dry, no odor, non-plastic, low-density.
0.5-1			n/a	0.0	Tan, fine to medium SAND with trace Gravel. Dry, no odor, non-plastic, low-density.
1-1.5			n/a	0.0	Tan, fine to medium SAND with trace Gravel. Dry, no odor, non-plastic, low-density.
1.5-2			n/a	0.0	Tan to dark brown, medium to coarse SAND with some Gravel. Dry, no odor, non-plastic, low-density.
2-2.5			n/a	0.0	Tan to dark brown, medium to coarse SAND with some Gravel. Dry, no odor, non-plastic, low-density.
2.5-3	Preserved for VOCs		n/a	0.0	Tan to dark brown, medium to coarse SAND with some Gravel. Dry, no odor, non-plastic, low-density.

WELL CONSTRUCTION (ft.)

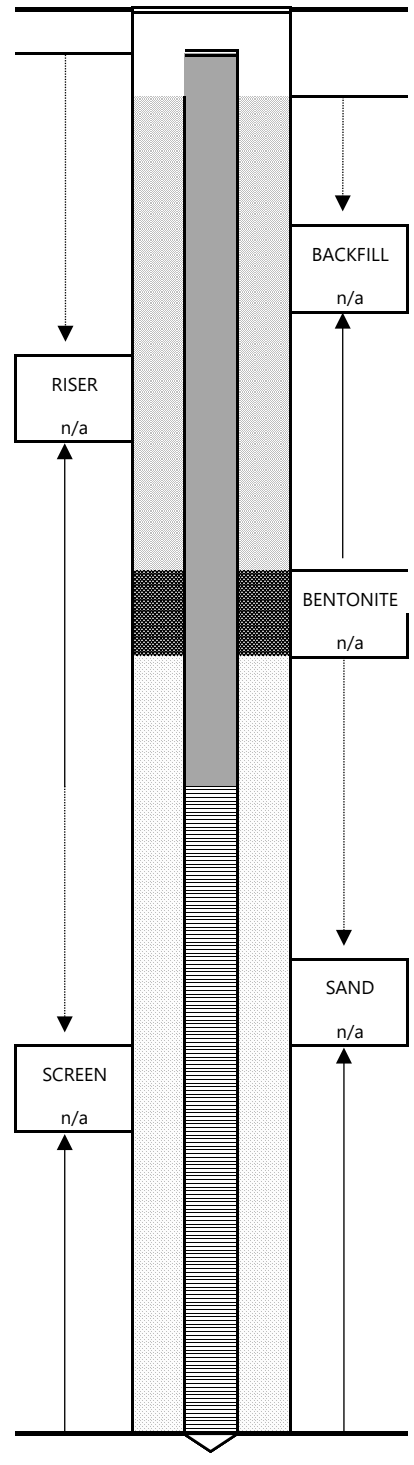

SOIL DESCRIPTIONS:

1) PRIMARY GRAIN SIZE
(BOULDERS, COBBLES,GRAVEL, SAND (COARSE, FINE) SILT, CLAY)
2) SECONDARY GRAIN SIZE
(TRACE=0-10% LITTLE=10-20% SOME=20-35% AND=35-50%)
3) PLASTICITY (VERY HIGH, HIGH, MED., LOW, SLIGHT, NON-PLASTIC)
4) MOISTURE (WET, MOIST, DRY)
5) DENSITY (LOOSE, MEDIUM DENSE, HARD)
6) ANGULARITY
(V. ANGULAR, ANG, SUB ANG, SUB ROUNDED, ROUNDED, WELL ROUNDED)
7) COLOR (GREY, BROWN, etc.)
8) STRUCTURES, STAINING, ALTERATION
(LAMINATED, BEDDED, IRON STAINED, ETC.)
9) ODORS/ORGANIC CONTENT (PETROLEUM, SEPTIC)
10) GEOLOGICAL INTERPRETATION (I.E. FILL/TILL, GLACIAL CLAY,CHANNEL DEPOSIT, etc.)

CLIENT:	New Hampshire Department of Transportation
PROJECT:	Salem Depot
PROJECT #:	52223.00
DIGSAFE:	20200702921
DRILLER:	Geosearch Inc.
DRILLING DATE:	2/21/2020
DRILLING METHOD:	Vacuum Truck
SAMPLING METHOD:	Continuous
PRE-CLEAR DEPTH:	6 feet
LOGGED BY:	MJM

LOCATION ID:	**SB-33**
ESTIMATED DEPTH TO WATER (ft.):	5'
TOTAL BORING DEPTH (ft.):	6'
BOTTOM OF WELL DEPTH (ft.):	n/a
PVC DIAMETER, SLOT:	n/a
RISER LENGTH (ft.):	n/a
SCREEN LENGTH (ft.):	n/a
FINISH:	Asphalt Patch
REFUSAL ENCOUNTERED:	No

NOTES/SKETCH:

Drain pipe on western edge of boring location

Sample composited at 1400

DEPTH (ft.)	LAB SAMPLE	BLOWS (per 6-in)	RECOVERY (in.)	PID (ppmV)	SOIL DESCRIPTION
		n/a			
0-1			n/a	0.0	Tan, medium SAND with trace Gravel. Dry, no odor, non-plastic, low-density.
1-2			n/a	0.0	Tan, medium SAND with trace Gravel. Dry, no odor, non-plastic, low-density.
2-3			n/a	0.0	Dark brown, fine to medium SAND. Moist, no odor, non-plastic, low to moderate-density.
3-4			n/a	0.0	Dark brown, fine to medium SAND. Moist, no odor, non-plastic, low to moderate-density.
4-5	Preserved for VOCs		n/a	0.0	Dark brown, fine to medium SAND. Wet, no odor, non-plastic, low to moderate-density.
5-6			n/a	0.0	Tan, coarse SAND with trace Gravel. Wet, no odor, non-plastic, low to moderate-density.

WELL CONSTRUCTION (ft.)

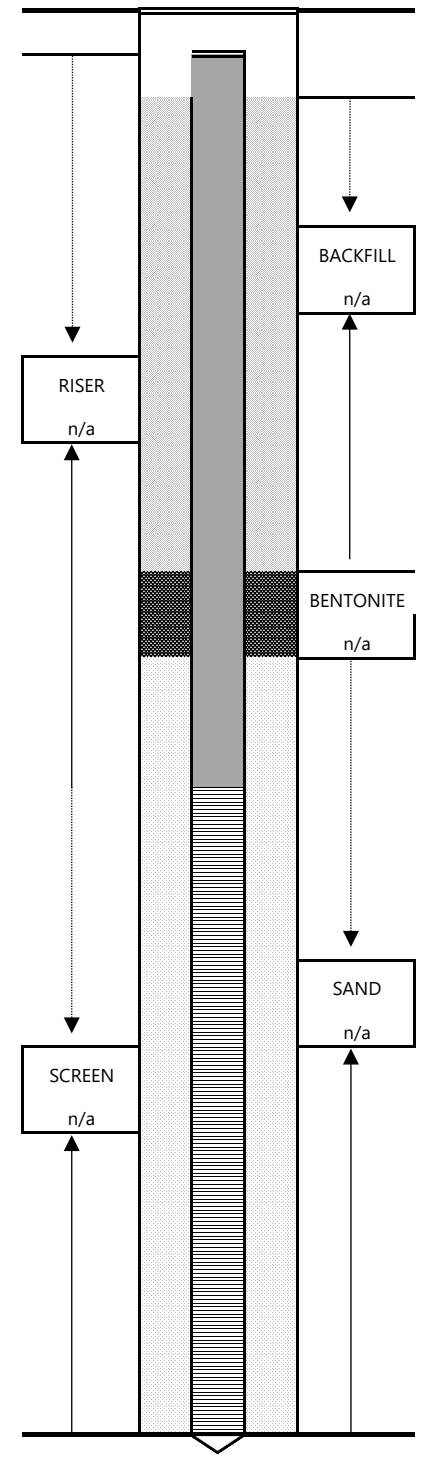

SOIL DESCRIPTIONS:

1) PRIMARY GRAIN SIZE
(BOULDERS, COBBLES,GRAVEL, SAND (COARSE, FINE) SILT, CLAY)
2) SECONDARY GRAIN SIZE
(TRACE=0-10% LITTLE=10-20% SOME=20-35% AND=35-50%)
3) PLASTICITY (VERY HIGH, HIGH, MED., LOW, SLIGHT, NON-PLASTIC)
4) MOISTURE (WET, MOIST, DRY)
5) DENSITY (LOOSE, MEDIUM DENSE, HARD)
6) ANGULARITY
(V. ANGULAR, ANG, SUB ANG, SUB ROUNDED, ROUNDED, WELL ROUNDED)
7) COLOR (GREY, BROWN, etc.)
8) STRUCTURES, STAINING, ALTERATION
(LAMINATED, BEDDED, IRON STAINED, ETC.)
9) ODORS/ORGANIC CONTENT (PETROLEUM, SEPTIC)
10) GEOLOGICAL INTERPRETATION (I.E. FILL/TILL, GLACIAL CLAY,CHANNEL DEPOSIT, etc.)

CLIENT:	New Hampshire Department of Transportation
PROJECT:	Salem Depot
PROJECT #:	52223.00
DIGSAFE:	20200702921
DRILLER:	Geosearch Inc.
DRILLING DATE:	2/21/2020
DRILLING METHOD:	Vacuum Truck
SAMPLING METHOD:	Continuous
PRE-CLEAR DEPTH:	6 feet
LOGGED BY:	MJM

LOCATION ID:	**SB-34**
ESTIMATED DEPTH TO WATER (ft.):	3.5'
TOTAL BORING DEPTH (ft.):	6'
BOTTOM OF WELL DEPTH (ft.):	n/a
PVC DIAMETER, SLOT:	n/a
RISER LENGTH (ft.):	n/a
SCREEN LENGTH (ft.):	n/a
FINISH:	Asphalt Patch
REFUSAL ENCOUNTERED:	No

NOTES/SKETCH:

DEPTH (ft.)	LAB SAMPLE	BLOWS (per 6-in)	RECOVERY (in.)	PID (ppmV)	SOIL DESCRIPTION
		n/a			
0-1			n/a	0.0	Brown, fine SAND with some Gravel. Dry, no odor, non-plastic, low-density.
1-2	Preserved for VOCs		n/a	0.0	Brown, fine SAND with some Gravel. Dry, no odor, non-plastic, low-density.
2-3			n/a	0.0	Brown, fine SAND with some Gravel. Dry, no odor, non-plastic, low-density.
3-4			n/a	0.0	Tan to brown, fine SAND with trace Gravel. Wet, no odor, non-plastic, low to moderate-density.
4-5			n/a	0.0	Tan to brown, fine SAND with trace Gravel. Wet, no odor, non-plastic, low to moderate-density.
5-6			n/a	0.0	Tan to brown, fine SAND with trace Gravel. Wet, no odor, non-plastic, low to moderate-density.

WELL CONSTRUCTION (ft.)

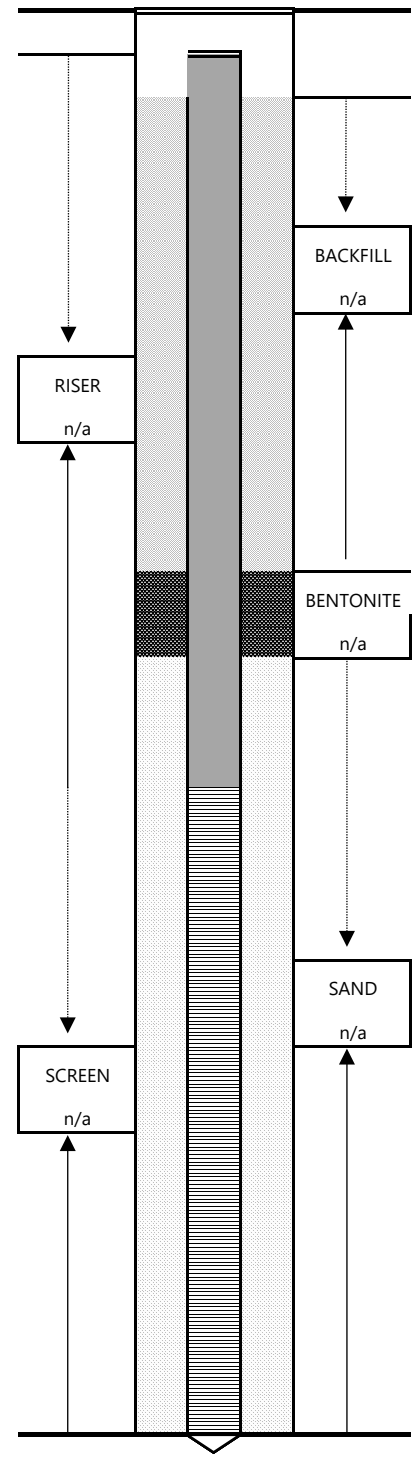

SOIL DESCRIPTIONS:

1) PRIMARY GRAIN SIZE
(BOULDERS, COBBLES,GRAVEL, SAND (COARSE, FINE) SILT, CLAY)
2) SECONDARY GRAIN SIZE
(TRACE=0-10% LITTLE=10-20% SOME=20-35% AND=35-50%)
3) PLASTICITY (VERY HIGH, HIGH, MED., LOW, SLIGHT, NON-PLASTIC)
4) MOISTURE (WET, MOIST, DRY)
5) DENSITY (LOOSE, MEDIUM DENSE, HARD)
6) ANGULARITY
(V. ANGULAR, ANG, SUB ANG, SUB ROUNDED, ROUNDED, WELL ROUNDED)
7) COLOR (GREY, BROWN, etc.)
8) STRUCTURES, STAINING, ALTERATION
(LAMINATED, BEDDED, IRON STAINED, ETC.)
9) ODORS/ORGANIC CONTENT (PETROLEUM, SEPTIC)
10) GEOLOGICAL INTERPRETATION (I.E. FILL/TILL, GLACIAL CLAY,CHANNEL DEPOSIT, etc.)

Appendix C

Laboratory Analytical Reports

ANALYTICAL REPORT

Lab Number:	L2007596
Client:	VHB Environmental Engineering 101 Walnut Street Watertown, MA 02471
ATTN:	Paige Cornell
Phone:	(617) 607-1841
Project Name:	SALEM DEPOT
Project Number:	52223.00
Report Date:	02/27/20

The original project report/data package is held by Alpha Analytical. This report/data package is paginated and should be reproduced only in its entirety. Alpha Analytical holds no responsibility for results and/or data that are not consistent with the original.

Certifications & Approvals: MA (M-MA086), NH NELAP (2064), CT (PH-0574), IL (200077), ME (MA00086), MD (348), NJ (MA935), NY (11148), NC (25700/666), PA (68-03671), RI (LAO00065), TX (T104704476), VT (VT-0935), VA (460195), USDA (Permit #P330-17-00196).

Eight Walkup Drive, Westborough, MA 01581-1019
508-898-9220 (Fax) 508-898-9193 800-624-9220 - www.alphalab.com

Project Name: SALEM DEPOT
Project Number: 52223.00

Lab Number: L2007596
Report Date: 02/27/20

Alpha Sample ID	Client ID	Matrix	Sample Location	Collection Date/Time	Receive Date
L2007596-01	SB-1 (0-3)	SOIL	SALEM, NH	02/18/20 09:00	02/20/20
L2007596-02	SB-2 (0-3)	SOIL	SALEM, NH	02/18/20 09:30	02/20/20
L2007596-03	SB-4 (0-4)	SOIL	SALEM, NH	02/18/20 10:30	02/20/20
L2007596-04	SB-6 (0-6)	SOIL	SALEM, NH	02/18/20 14:00	02/20/20
L2007596-05	SB-7 (0-6)	SOIL	SALEM, NH	02/18/20 14:30	02/20/20
L2007596-06	SB-8 (0-10)	SOIL	SALEM, NH	02/18/20 15:00	02/20/20
L2007596-07	SB-9 (0-6)	SOIL	SALEM, NH	02/19/20 08:30	02/20/20
L2007596-08	SB-10 (0-6)	SOIL	SALEM, NH	02/19/20 09:00	02/20/20
L2007596-09	SB-11 (0-6)	SOIL	SALEM, NH	02/19/20 09:30	02/20/20
L2007596-10	SB-12 (0-6)	SOIL	SALEM, NH	02/19/20 10:30	02/20/20
L2007596-11	SB-14 (0-6)	SOIL	SALEM, NH	02/19/20 13:00	02/20/20
L2007596-12	SB-15 (0-6)	SOIL	SALEM, NH	02/19/20 13:30	02/20/20
L2007596-13	SB-16 (0-6)	SOIL	SALEM, NH	02/19/20 14:00	02/20/20
L2007596-14	SB-17 (0-6)	SOIL	SALEM, NH	02/19/20 15:30	02/20/20

Project Name:	SALEM DEPOT	**Lab Number:**	L2007596
Project Number:	52223.00	**Report Date:**	02/27/20

Case Narrative

The samples were received in accordance with the Chain of Custody and no significant deviations were encountered during the preparation or analysis unless otherwise noted. Sample Receipt, Container Information, and the Chain of Custody are located at the back of the report.

Results contained within this report relate only to the samples submitted under this Alpha Lab Number and meet NELAP requirements for all NELAP accredited parameters unless otherwise noted in the following narrative. The data presented in this report is organized by parameter (i.e. VOC, SVOC, etc.). Sample specific Quality Control data (i.e. Surrogate Spike Recovery) is reported at the end of the target analyte list for each individual sample, followed by the Laboratory Batch Quality Control at the end of each parameter. Tentatively Identified Compounds (TICs), if requested, are reported for compounds identified to be present and are not part of the method/program Target Compound List, even if only a subset of the TCL are being reported. If a sample was re-analyzed or re-extracted due to a required quality control corrective action and if both sets of data are reported, the Laboratory ID of the re-analysis or re-extraction is designated with an "R" or "RE", respectively.

When multiple Batch Quality Control elements are reported (e.g. more than one LCS), the associated samples for each element are noted in the grey shaded header line of each data table. Any Laboratory Batch, Sample Specific % recovery or RPD value that is outside the listed Acceptance Criteria is bolded in the report. In reference to questions H (CAM) or 4 (RCP) when "NO" is checked, the performance criteria for CAM and RCP methods allow for some quality control failures to occur and still be within method compliance. In these instances, the specific failure is not narrated but noted in the associated QC Outlier Summary Report, located directly after the Case Narrative. QC information is also incorporated in the Data Usability Assessment table (Format 11) of our Data Merger tool, where it can be reviewed in conjunction with the sample result, associated regulatory criteria and any associated data usability implications.

Soil/sediments, solids and tissues are reported on a dry weight basis unless otherwise noted. Definitions of all data qualifiers and acronyms used in this report are provided in the Glossary located at the back of the report.

HOLD POLICY - For samples submitted on hold, Alpha's policy is to hold samples (with the exception of Air canisters) free of charge for 21 calendar days from the date the project is completed. After 21 calendar days, we will dispose of all samples submitted including those put on hold unless you have contacted your Alpha Project Manager and made arrangements for Alpha to continue to hold the samples. Air canisters will be disposed after 3 business days from the date the project is completed.

Please contact Project Management at 800-624-9220 with any questions.

Project Name: SALEM DEPOT **Lab Number:** L2007596
Project Number: 52223.00 **Report Date:** 02/27/20

Case Narrative (continued)

Sample Receipt

L2007596-12: The collection date and time on the chain of custody was 19-FEB-20 09:30; however, the collection date/time on the container label was 19-FEB-20 13:30. At the client's request, the collection date/time is reported as 19-FEB-20 13:30.

L2007596-13: The collection date and time on the chain of custody was 19-FEB-20 10:30; however, the collection date/time on the container label was 19-FEB-20 14:00. At the client's request, the collection date/time is reported as 19-FEB-20 14:00.

L2007596-14: The collection date and time on the chain of custody was 19-FEB-20 14:00; however, the collection date/time on the container label was 19-FEB-20 15:30. At the client's request, the collection date/time is reported as 19-FEB-20 15:30.

Volatile Organics

L2007596-10: The sample was received with the appropriate container (vials) for the Volatile Organics by EPA Method 5035/8260 analysis; however, the results could not be used (one low level yielded failing internal standards recovery and the other low level is empty). With the client's authorization, the sample aliquot utilized for the Volatile Organics analysis was taken from an unpreserved container (inappropriate plastic) and preserved appropriately.

Semivolatile Organics

L2007596-13: The sample has elevated detection limits due to the dilution required by the sample matrix.

Total Mercury

The WG1344843-3 MS recovery, performed on L2007596-13, is outside the acceptance criteria for mercury (148%). A post digestion spike was performed and was within acceptance criteria.

The WG1344843-4 Laboratory Duplicate RPD for mercury (54%), performed on L2007596-13, is outside the acceptance criteria. The elevated RPD has been attributed to the non-homogeneous nature of the native sample.

I, the undersigned, attest under the pains and penalties of perjury that, to the best of my knowledge and belief and based upon my personal inquiry of those responsible for providing the information contained in this analytical report, such information is accurate and complete. This certificate of analysis is not complete unless this page accompanies any and all pages of this report.

Authorized Signature: Michelle M. Morris

Title: Technical Director/Representative Date: 02/27/20

ORGANICS

VOLATILES

Project Name: SALEM DEPOT
Project Number: 52223.00

Lab Number: L2007596
Report Date: 02/27/20

SAMPLE RESULTS

Lab ID: L2007596-01
Client ID: SB-1 (0-3)
Sample Location: SALEM, NH

Date Collected: 02/18/20 09:00
Date Received: 02/20/20
Field Prep: Not Specified

Sample Depth:
Matrix: Soil
Analytical Method: 1,8260C
Analytical Date: 02/21/20 21:14
Analyst: MKS
Percent Solids: 90%

Parameter	Result	Qualifier	Units	RL	MDL	Dilution Factor
Volatile Organics by EPA 5035 Low - Westborough Lab						
Methylene chloride	ND		ug/kg	4.8	--	1
1,1-Dichloroethane	ND		ug/kg	0.96	--	1
Chloroform	ND		ug/kg	1.4	--	1
Carbon tetrachloride	ND		ug/kg	0.96	--	1
1,2-Dichloropropane	ND		ug/kg	0.96	--	1
Dibromochloromethane	ND		ug/kg	0.96	--	1
1,1,2-Trichloroethane	ND		ug/kg	0.96	--	1
Tetrachloroethene	ND		ug/kg	0.48	--	1
Chlorobenzene	ND		ug/kg	0.48	--	1
Trichlorofluoromethane	ND		ug/kg	3.8	--	1
1,2-Dichloroethane	ND		ug/kg	0.96	--	1
1,1,1-Trichloroethane	ND		ug/kg	0.48	--	1
Bromodichloromethane	ND		ug/kg	0.48	--	1
trans-1,3-Dichloropropene	ND		ug/kg	0.96	--	1
cis-1,3-Dichloropropene	ND		ug/kg	0.48	--	1
1,3-Dichloropropene, Total	ND		ug/kg	0.48	--	1
1,1-Dichloropropene	ND		ug/kg	0.48	--	1
Bromoform	ND		ug/kg	3.8	--	1
1,1,2,2-Tetrachloroethane	ND		ug/kg	0.48	--	1
Benzene	ND		ug/kg	0.48	--	1
Toluene	ND		ug/kg	0.96	--	1
Ethylbenzene	ND		ug/kg	0.96	--	1
Chloromethane	ND		ug/kg	3.8	--	1
Bromomethane	ND		ug/kg	1.9	--	1
Vinyl chloride	ND		ug/kg	0.96	--	1
Chloroethane	ND		ug/kg	1.9	--	1
1,1-Dichloroethene	ND		ug/kg	0.96	--	1
trans-1,2-Dichloroethene	ND		ug/kg	1.4	--	1

Project Name: SALEM DEPOT **Lab Number:** L2007596

Project Number: 52223.00 **Report Date:** 02/27/20

SAMPLE RESULTS

Lab ID: L2007596-01 Date Collected: 02/18/20 09:00

Client ID: SB-1 (0-3) Date Received: 02/20/20

Sample Location: SALEM, NH Field Prep: Not Specified

Sample Depth:

Parameter	Result	Qualifier	Units	RL	MDL	Dilution Factor
Volatile Organics by EPA 5035 Low - Westborough Lab						
Trichloroethene	ND		ug/kg	0.48	--	1
1,2-Dichlorobenzene	ND		ug/kg	1.9	--	1
1,3-Dichlorobenzene	ND		ug/kg	1.9	--	1
1,4-Dichlorobenzene	ND		ug/kg	1.9	--	1
Methyl tert butyl ether	ND		ug/kg	1.9	--	1
p/m-Xylene	ND		ug/kg	1.9	--	1
o-Xylene	ND		ug/kg	0.96	--	1
Xylenes, Total	ND		ug/kg	0.96	--	1
cis-1,2-Dichloroethene	ND		ug/kg	0.96	--	1
1,2-Dichloroethene, Total	ND		ug/kg	0.96	--	1
Dibromomethane	ND		ug/kg	1.9	--	1
1,2,3-Trichloropropane	ND		ug/kg	1.9	--	1
Styrene	ND		ug/kg	0.96	--	1
Dichlorodifluoromethane	ND		ug/kg	9.6	--	1
Acetone	ND		ug/kg	24	--	1
Carbon disulfide	ND		ug/kg	9.6	--	1
2-Butanone	ND		ug/kg	9.6	--	1
4-Methyl-2-pentanone	ND		ug/kg	9.6	--	1
2-Hexanone	ND		ug/kg	9.6	--	1
Bromochloromethane	ND		ug/kg	1.9	--	1
Tetrahydrofuran	ND		ug/kg	3.8	--	1
2,2-Dichloropropane	ND		ug/kg	1.9	--	1
1,2-Dibromoethane	ND		ug/kg	0.96	--	1
1,1,1,2-Tetrachloroethane	ND		ug/kg	0.48	--	1
Bromobenzene	ND		ug/kg	1.9	--	1
n-Butylbenzene	ND		ug/kg	0.96	--	1
sec-Butylbenzene	ND		ug/kg	0.96	--	1
tert-Butylbenzene	ND		ug/kg	1.9	--	1
1,3,5-Trichlorobenzene	ND		ug/kg	1.9	--	1
o-Chlorotoluene	ND		ug/kg	1.9	--	1
p-Chlorotoluene	ND		ug/kg	1.9	--	1
1,2-Dibromo-3-chloropropane	ND		ug/kg	2.9	--	1
Hexachlorobutadiene	ND		ug/kg	3.8	--	1
Isopropylbenzene	ND		ug/kg	0.96	--	1
p-Isopropyltoluene	ND		ug/kg	0.96	--	1
Naphthalene	ND		ug/kg	3.8	--	1
n-Propylbenzene	ND		ug/kg	0.96	--	1

Project Name: SALEM DEPOT **Lab Number:** L2007596

Project Number: 52223.00 **Report Date:** 02/27/20

SAMPLE RESULTS

Lab ID: L2007596-01 Date Collected: 02/18/20 09:00

Client ID: SB-1 (0-3) Date Received: 02/20/20

Sample Location: SALEM, NH Field Prep: Not Specified

Sample Depth:

Parameter	Result	Qualifier	Units	RL	MDL	Dilution Factor
Volatile Organics by EPA 5035 Low - Westborough Lab						
1,2,3-Trichlorobenzene	ND		ug/kg	1.9	--	1
1,2,4-Trichlorobenzene	ND		ug/kg	1.9	--	1
1,3,5-Trimethylbenzene	ND		ug/kg	1.9	--	1
1,2,4-Trimethylbenzene	ND		ug/kg	1.9	--	1
Ethyl ether	ND		ug/kg	1.9	--	1
Isopropyl Ether	ND		ug/kg	1.9	--	1
Tert-Butyl Alcohol	ND		ug/kg	19	--	1
Ethyl-Tert-Butyl-Ether	ND		ug/kg	1.9	--	1
Tertiary-Amyl Methyl Ether	ND		ug/kg	1.9	--	1
1,4-Dioxane	ND		ug/kg	76	--	1

Surrogate	% Recovery	Qualifier	Acceptance Criteria
1,2-Dichloroethane-d4	112		70-130
Toluene-d8	89		70-130
4-Bromofluorobenzene	90		70-130
Dibromofluoromethane	106		70-130

Project Name: SALEM DEPOT
Project Number: 52223.00

Lab Number: L2007596
Report Date: 02/27/20

SAMPLE RESULTS

Lab ID: L2007596-02
Client ID: SB-2 (0-3)
Sample Location: SALEM, NH

Date Collected: 02/18/20 09:30
Date Received: 02/20/20
Field Prep: Not Specified

Sample Depth:
Matrix: Soil
Analytical Method: 1,8260C
Analytical Date: 02/21/20 21:42
Analyst: MKS
Percent Solids: 87%

Parameter	Result	Qualifier	Units	RL	MDL	Dilution Factor
Volatile Organics by EPA 5035 Low - Westborough Lab						
Methylene chloride	ND		ug/kg	4.3	--	1
1,1-Dichloroethane	ND		ug/kg	0.86	--	1
Chloroform	ND		ug/kg	1.3	--	1
Carbon tetrachloride	ND		ug/kg	0.86	--	1
1,2-Dichloropropane	ND		ug/kg	0.86	--	1
Dibromochloromethane	ND		ug/kg	0.86	--	1
1,1,2-Trichloroethane	ND		ug/kg	0.86	--	1
Tetrachloroethene	ND		ug/kg	0.43	--	1
Chlorobenzene	ND		ug/kg	0.43	--	1
Trichlorofluoromethane	ND		ug/kg	3.4	--	1
1,2-Dichloroethane	ND		ug/kg	0.86	--	1
1,1,1-Trichloroethane	ND		ug/kg	0.43	--	1
Bromodichloromethane	ND		ug/kg	0.43	--	1
trans-1,3-Dichloropropene	ND		ug/kg	0.86	--	1
cis-1,3-Dichloropropene	ND		ug/kg	0.43	--	1
1,3-Dichloropropene, Total	ND		ug/kg	0.43	--	1
1,1-Dichloropropene	ND		ug/kg	0.43	--	1
Bromoform	ND		ug/kg	3.4	--	1
1,1,2,2-Tetrachloroethane	ND		ug/kg	0.43	--	1
Benzene	ND		ug/kg	0.43	--	1
Toluene	ND		ug/kg	0.86	--	1
Ethylbenzene	ND		ug/kg	0.86	--	1
Chloromethane	ND		ug/kg	3.4	--	1
Bromomethane	ND		ug/kg	1.7	--	1
Vinyl chloride	ND		ug/kg	0.86	--	1
Chloroethane	ND		ug/kg	1.7	--	1
1,1-Dichloroethene	ND		ug/kg	0.86	--	1
trans-1,2-Dichloroethene	ND		ug/kg	1.3	--	1

Project Name: SALEM DEPOT **Lab Number:** L2007596

Project Number: 52223.00 **Report Date:** 02/27/20

SAMPLE RESULTS

Lab ID: L2007596-02 Date Collected: 02/18/20 09:30

Client ID: SB-2 (0-3) Date Received: 02/20/20

Sample Location: SALEM, NH Field Prep: Not Specified

Sample Depth:

Parameter	Result	Qualifier	Units	RL	MDL	Dilution Factor
Volatile Organics by EPA 5035 Low - Westborough Lab						
Trichloroethene	ND		ug/kg	0.43	--	1
1,2-Dichlorobenzene	ND		ug/kg	1.7	--	1
1,3-Dichlorobenzene	ND		ug/kg	1.7	--	1
1,4-Dichlorobenzene	ND		ug/kg	1.7	--	1
Methyl tert butyl ether	ND		ug/kg	1.7	--	1
p/m-Xylene	ND		ug/kg	1.7	--	1
o-Xylene	ND		ug/kg	0.86	--	1
Xylenes, Total	ND		ug/kg	0.86	--	1
cis-1,2-Dichloroethene	ND		ug/kg	0.86	--	1
1,2-Dichloroethene, Total	ND		ug/kg	0.86	--	1
Dibromomethane	ND		ug/kg	1.7	--	1
1,2,3-Trichloropropane	ND		ug/kg	1.7	--	1
Styrene	ND		ug/kg	0.86	--	1
Dichlorodifluoromethane	ND		ug/kg	8.6	--	1
Acetone	ND		ug/kg	21	--	1
Carbon disulfide	ND		ug/kg	8.6	--	1
2-Butanone	ND		ug/kg	8.6	--	1
4-Methyl-2-pentanone	ND		ug/kg	8.6	--	1
2-Hexanone	ND		ug/kg	8.6	--	1
Bromochloromethane	ND		ug/kg	1.7	--	1
Tetrahydrofuran	ND		ug/kg	3.4	--	1
2,2-Dichloropropane	ND		ug/kg	1.7	--	1
1,2-Dibromoethane	ND		ug/kg	0.86	--	1
1,1,1,2-Tetrachloroethane	ND		ug/kg	0.43	--	1
Bromobenzene	ND		ug/kg	1.7	--	1
n-Butylbenzene	ND		ug/kg	0.86	--	1
sec-Butylbenzene	ND		ug/kg	0.86	--	1
tert-Butylbenzene	ND		ug/kg	1.7	--	1
1,3,5-Trichlorobenzene	ND		ug/kg	1.7	--	1
o-Chlorotoluene	ND		ug/kg	1.7	--	1
p-Chlorotoluene	ND		ug/kg	1.7	--	1
1,2-Dibromo-3-chloropropane	ND		ug/kg	2.6	--	1
Hexachlorobutadiene	ND		ug/kg	3.4	--	1
Isopropylbenzene	ND		ug/kg	0.86	--	1
p-Isopropyltoluene	ND		ug/kg	0.86	--	1
Naphthalene	ND		ug/kg	3.4	--	1
n-Propylbenzene	ND		ug/kg	0.86	--	1

Project Name: SALEM DEPOT **Lab Number:** L2007596

Project Number: 52223.00 **Report Date:** 02/27/20

SAMPLE RESULTS

Lab ID: L2007596-02 Date Collected: 02/18/20 09:30

Client ID: SB-2 (0-3) Date Received: 02/20/20

Sample Location: SALEM, NH Field Prep: Not Specified

Sample Depth:

Parameter	Result	Qualifier	Units	RL	MDL	Dilution Factor
Volatile Organics by EPA 5035 Low - Westborough Lab						
1,2,3-Trichlorobenzene	ND		ug/kg	1.7	--	1
1,2,4-Trichlorobenzene	ND		ug/kg	1.7	--	1
1,3,5-Trimethylbenzene	ND		ug/kg	1.7	--	1
1,2,4-Trimethylbenzene	ND		ug/kg	1.7	--	1
Ethyl ether	ND		ug/kg	1.7	--	1
Isopropyl Ether	ND		ug/kg	1.7	--	1
Tert-Butyl Alcohol	ND		ug/kg	17	--	1
Ethyl-Tert-Butyl-Ether	ND		ug/kg	1.7	--	1
Tertiary-Amyl Methyl Ether	ND		ug/kg	1.7	--	1
1,4-Dioxane	ND		ug/kg	68	--	1

Surrogate	% Recovery	Qualifier	Acceptance Criteria
1,2-Dichloroethane-d4	116		70-130
Toluene-d8	91		70-130
4-Bromofluorobenzene	88		70-130
Dibromofluoromethane	108		70-130

Project Name: SALEM DEPOT
Project Number: 52223.00

Lab Number: L2007596
Report Date: 02/27/20

SAMPLE RESULTS

Lab ID: L2007596-03
Client ID: SB-4 (0-4)
Sample Location: SALEM, NH

Date Collected: 02/18/20 10:30
Date Received: 02/20/20
Field Prep: Not Specified

Sample Depth:
Matrix: Soil
Analytical Method: 1,8260C
Analytical Date: 02/21/20 22:09
Analyst: MKS
Percent Solids: 87%

Parameter	Result	Qualifier	Units	RL	MDL	Dilution Factor
Volatile Organics by EPA 5035 Low - Westborough Lab						
Methylene chloride	ND		ug/kg	4.5	--	1
1,1-Dichloroethane	ND		ug/kg	0.90	--	1
Chloroform	ND		ug/kg	1.3	--	1
Carbon tetrachloride	ND		ug/kg	0.90	--	1
1,2-Dichloropropane	ND		ug/kg	0.90	--	1
Dibromochloromethane	ND		ug/kg	0.90	--	1
1,1,2-Trichloroethane	ND		ug/kg	0.90	--	1
Tetrachloroethene	ND		ug/kg	0.45	--	1
Chlorobenzene	ND		ug/kg	0.45	--	1
Trichlorofluoromethane	ND		ug/kg	3.6	--	1
1,2-Dichloroethane	ND		ug/kg	0.90	--	1
1,1,1-Trichloroethane	ND		ug/kg	0.45	--	1
Bromodichloromethane	ND		ug/kg	0.45	--	1
trans-1,3-Dichloropropene	ND		ug/kg	0.90	--	1
cis-1,3-Dichloropropene	ND		ug/kg	0.45	--	1
1,3-Dichloropropene, Total	ND		ug/kg	0.45	--	1
1,1-Dichloropropene	ND		ug/kg	0.45	--	1
Bromoform	ND		ug/kg	3.6	--	1
1,1,2,2-Tetrachloroethane	ND		ug/kg	0.45	--	1
Benzene	ND		ug/kg	0.45	--	1
Toluene	ND		ug/kg	0.90	--	1
Ethylbenzene	ND		ug/kg	0.90	--	1
Chloromethane	ND		ug/kg	3.6	--	1
Bromomethane	ND		ug/kg	1.8	--	1
Vinyl chloride	ND		ug/kg	0.90	--	1
Chloroethane	ND		ug/kg	1.8	--	1
1,1-Dichloroethene	ND		ug/kg	0.90	--	1
trans-1,2-Dichloroethene	ND		ug/kg	1.3	--	1

Project Name: SALEM DEPOT **Lab Number:** L2007596

Project Number: 52223.00 **Report Date:** 02/27/20

SAMPLE RESULTS

Lab ID: L2007596-03 Date Collected: 02/18/20 10:30

Client ID: SB-4 (0-4) Date Received: 02/20/20

Sample Location: SALEM, NH Field Prep: Not Specified

Sample Depth:

Parameter	Result	Qualifier	Units	RL	MDL	Dilution Factor
Volatile Organics by EPA 5035 Low - Westborough Lab						
Trichloroethene	ND		ug/kg	0.45	--	1
1,2-Dichlorobenzene	ND		ug/kg	1.8	--	1
1,3-Dichlorobenzene	ND		ug/kg	1.8	--	1
1,4-Dichlorobenzene	ND		ug/kg	1.8	--	1
Methyl tert butyl ether	ND		ug/kg	1.8	--	1
p/m-Xylene	ND		ug/kg	1.8	--	1
o-Xylene	ND		ug/kg	0.90	--	1
Xylenes, Total	ND		ug/kg	0.90	--	1
cis-1,2-Dichloroethene	ND		ug/kg	0.90	--	1
1,2-Dichloroethene, Total	ND		ug/kg	0.90	--	1
Dibromomethane	ND		ug/kg	1.8	--	1
1,2,3-Trichloropropane	ND		ug/kg	1.8	--	1
Styrene	ND		ug/kg	0.90	--	1
Dichlorodifluoromethane	ND		ug/kg	9.0	--	1
Acetone	ND		ug/kg	22	--	1
Carbon disulfide	ND		ug/kg	9.0	--	1
2-Butanone	ND		ug/kg	9.0	--	1
4-Methyl-2-pentanone	ND		ug/kg	9.0	--	1
2-Hexanone	ND		ug/kg	9.0	--	1
Bromochloromethane	ND		ug/kg	1.8	--	1
Tetrahydrofuran	ND		ug/kg	3.6	--	1
2,2-Dichloropropane	ND		ug/kg	1.8	--	1
1,2-Dibromoethane	ND		ug/kg	0.90	--	1
1,1,1,2-Tetrachloroethane	ND		ug/kg	0.45	--	1
Bromobenzene	ND		ug/kg	1.8	--	1
n-Butylbenzene	ND		ug/kg	0.90	--	1
sec-Butylbenzene	ND		ug/kg	0.90	--	1
tert-Butylbenzene	ND		ug/kg	1.8	--	1
1,3,5-Trichlorobenzene	ND		ug/kg	1.8	--	1
o-Chlorotoluene	ND		ug/kg	1.8	--	1
p-Chlorotoluene	ND		ug/kg	1.8	--	1
1,2-Dibromo-3-chloropropane	ND		ug/kg	2.7	--	1
Hexachlorobutadiene	ND		ug/kg	3.6	--	1
Isopropylbenzene	ND		ug/kg	0.90	--	1
p-Isopropyltoluene	ND		ug/kg	0.90	--	1
Naphthalene	ND		ug/kg	3.6	--	1
n-Propylbenzene	ND		ug/kg	0.90	--	1

Project Name: SALEM DEPOT **Lab Number:** L2007596

Project Number: 52223.00 **Report Date:** 02/27/20

SAMPLE RESULTS

Lab ID: L2007596-03 Date Collected: 02/18/20 10:30

Client ID: SB-4 (0-4) Date Received: 02/20/20

Sample Location: SALEM, NH Field Prep: Not Specified

Sample Depth:

Parameter	Result	Qualifier	Units	RL	MDL	Dilution Factor
Volatile Organics by EPA 5035 Low - Westborough Lab						
1,2,3-Trichlorobenzene	ND		ug/kg	1.8	--	1
1,2,4-Trichlorobenzene	ND		ug/kg	1.8	--	1
1,3,5-Trimethylbenzene	ND		ug/kg	1.8	--	1
1,2,4-Trimethylbenzene	ND		ug/kg	1.8	--	1
Ethyl ether	ND		ug/kg	1.8	--	1
Isopropyl Ether	ND		ug/kg	1.8	--	1
Tert-Butyl Alcohol	ND		ug/kg	18	--	1
Ethyl-Tert-Butyl-Ether	ND		ug/kg	1.8	--	1
Tertiary-Amyl Methyl Ether	ND		ug/kg	1.8	--	1
1,4-Dioxane	ND		ug/kg	72	--	1

Surrogate	% Recovery	Qualifier	Acceptance Criteria
1,2-Dichloroethane-d4	116		70-130
Toluene-d8	87		70-130
4-Bromofluorobenzene	85		70-130
Dibromofluoromethane	108		70-130

Project Name: SALEM DEPOT
Project Number: 52223.00

Lab Number: L2007596
Report Date: 02/27/20

SAMPLE RESULTS

Lab ID: L2007596-04
Client ID: SB-6 (0-6)
Sample Location: SALEM, NH

Date Collected: 02/18/20 14:00
Date Received: 02/20/20
Field Prep: Not Specified

Sample Depth:
Matrix: Soil
Analytical Method: 1,8260C
Analytical Date: 02/24/20 08:11
Analyst: MV
Percent Solids: 78%

Parameter	Result	Qualifier	Units	RL	MDL	Dilution Factor
Volatile Organics by EPA 5035 Low - Westborough Lab						
Methylene chloride	ND		ug/kg	6.4	--	1
1,1-Dichloroethane	ND		ug/kg	1.3	--	1
Chloroform	ND		ug/kg	1.9	--	1
Carbon tetrachloride	ND		ug/kg	1.3	--	1
1,2-Dichloropropane	ND		ug/kg	1.3	--	1
Dibromochloromethane	ND		ug/kg	1.3	--	1
1,1,2-Trichloroethane	ND		ug/kg	1.3	--	1
Tetrachloroethene	1.9		ug/kg	0.64	--	1
Chlorobenzene	ND		ug/kg	0.64	--	1
Trichlorofluoromethane	ND		ug/kg	5.1	--	1
1,2-Dichloroethane	ND		ug/kg	1.3	--	1
1,1,1-Trichloroethane	ND		ug/kg	0.64	--	1
Bromodichloromethane	ND		ug/kg	0.64	--	1
trans-1,3-Dichloropropene	ND		ug/kg	1.3	--	1
cis-1,3-Dichloropropene	ND		ug/kg	0.64	--	1
1,3-Dichloropropene, Total	ND		ug/kg	0.64	--	1
1,1-Dichloropropene	ND		ug/kg	0.64	--	1
Bromoform	ND		ug/kg	5.1	--	1
1,1,2,2-Tetrachloroethane	ND		ug/kg	0.64	--	1
Benzene	ND		ug/kg	0.64	--	1
Toluene	ND		ug/kg	1.3	--	1
Ethylbenzene	ND		ug/kg	1.3	--	1
Chloromethane	ND		ug/kg	5.1	--	1
Bromomethane	ND		ug/kg	2.6	--	1
Vinyl chloride	ND		ug/kg	1.3	--	1
Chloroethane	ND		ug/kg	2.6	--	1
1,1-Dichloroethene	ND		ug/kg	1.3	--	1
trans-1,2-Dichloroethene	ND		ug/kg	1.9	--	1

Project Name: SALEM DEPOT **Lab Number:** L2007596

Project Number: 52223.00 **Report Date:** 02/27/20

SAMPLE RESULTS

Lab ID: L2007596-04 Date Collected: 02/18/20 14:00

Client ID: SB-6 (0-6) Date Received: 02/20/20

Sample Location: SALEM, NH Field Prep: Not Specified

Sample Depth:

Parameter	Result	Qualifier	Units	RL	MDL	Dilution Factor
Volatile Organics by EPA 5035 Low - Westborough Lab						
Trichloroethene	ND		ug/kg	0.64	--	1
1,2-Dichlorobenzene	ND		ug/kg	2.6	--	1
1,3-Dichlorobenzene	ND		ug/kg	2.6	--	1
1,4-Dichlorobenzene	ND		ug/kg	2.6	--	1
Methyl tert butyl ether	ND		ug/kg	2.6	--	1
p/m-Xylene	ND		ug/kg	2.6	--	1
o-Xylene	ND		ug/kg	1.3	--	1
Xylenes, Total	ND		ug/kg	1.3	--	1
cis-1,2-Dichloroethene	ND		ug/kg	1.3	--	1
1,2-Dichloroethene, Total	ND		ug/kg	1.3	--	1
Dibromomethane	ND		ug/kg	2.6	--	1
1,2,3-Trichloropropane	ND		ug/kg	2.6	--	1
Styrene	ND		ug/kg	1.3	--	1
Dichlorodifluoromethane	ND		ug/kg	13	--	1
Acetone	ND		ug/kg	32	--	1
Carbon disulfide	ND		ug/kg	13	--	1
2-Butanone	ND		ug/kg	13	--	1
4-Methyl-2-pentanone	ND		ug/kg	13	--	1
2-Hexanone	ND		ug/kg	13	--	1
Bromochloromethane	ND		ug/kg	2.6	--	1
Tetrahydrofuran	ND		ug/kg	5.1	--	1
2,2-Dichloropropane	ND		ug/kg	2.6	--	1
1,2-Dibromoethane	ND		ug/kg	1.3	--	1
1,1,1,2-Tetrachloroethane	ND		ug/kg	0.64	--	1
Bromobenzene	ND		ug/kg	2.6	--	1
n-Butylbenzene	ND		ug/kg	1.3	--	1
sec-Butylbenzene	ND		ug/kg	1.3	--	1
tert-Butylbenzene	ND		ug/kg	2.6	--	1
1,3,5-Trichlorobenzene	ND		ug/kg	2.6	--	1
o-Chlorotoluene	ND		ug/kg	2.6	--	1
p-Chlorotoluene	ND		ug/kg	2.6	--	1
1,2-Dibromo-3-chloropropane	ND		ug/kg	3.8	--	1
Hexachlorobutadiene	ND		ug/kg	5.1	--	1
Isopropylbenzene	ND		ug/kg	1.3	--	1
p-Isopropyltoluene	ND		ug/kg	1.3	--	1
Naphthalene	ND		ug/kg	5.1	--	1
n-Propylbenzene	ND		ug/kg	1.3	--	1

Project Name: SALEM DEPOT **Lab Number:** L2007596

Project Number: 52223.00 **Report Date:** 02/27/20

SAMPLE RESULTS

Lab ID: L2007596-04 Date Collected: 02/18/20 14:00

Client ID: SB-6 (0-6) Date Received: 02/20/20

Sample Location: SALEM, NH Field Prep: Not Specified

Sample Depth:

Parameter	Result	Qualifier	Units	RL	MDL	Dilution Factor
Volatile Organics by EPA 5035 Low - Westborough Lab						
1,2,3-Trichlorobenzene	ND		ug/kg	2.6	--	1
1,2,4-Trichlorobenzene	ND		ug/kg	2.6	--	1
1,3,5-Trimethylbenzene	ND		ug/kg	2.6	--	1
1,2,4-Trimethylbenzene	ND		ug/kg	2.6	--	1
Ethyl ether	ND		ug/kg	2.6	--	1
Isopropyl Ether	ND		ug/kg	2.6	--	1
Tert-Butyl Alcohol	ND		ug/kg	26	--	1
Ethyl-Tert-Butyl-Ether	ND		ug/kg	2.6	--	1
Tertiary-Amyl Methyl Ether	ND		ug/kg	2.6	--	1
1,4-Dioxane	ND		ug/kg	100	--	1

Surrogate	% Recovery	Qualifier	Acceptance Criteria
1,2-Dichloroethane-d4	98		70-130
Toluene-d8	89		70-130
4-Bromofluorobenzene	100		70-130
Dibromofluoromethane	103		70-130

Project Name: SALEM DEPOT
Project Number: 52223.00

Lab Number: L2007596
Report Date: 02/27/20

SAMPLE RESULTS

Lab ID: L2007596-05
Client ID: SB-7 (0-6)
Sample Location: SALEM, NH

Date Collected: 02/18/20 14:30
Date Received: 02/20/20
Field Prep: Not Specified

Sample Depth:
Matrix: Soil
Analytical Method: 1,8260C
Analytical Date: 02/21/20 23:04
Analyst: MKS
Percent Solids: 88%

Parameter	Result	Qualifier	Units	RL	MDL	Dilution Factor
Volatile Organics by EPA 5035 Low - Westborough Lab						
Methylene chloride	ND		ug/kg	4.0	--	1
1,1-Dichloroethane	ND		ug/kg	0.80	--	1
Chloroform	ND		ug/kg	1.2	--	1
Carbon tetrachloride	ND		ug/kg	0.80	--	1
1,2-Dichloropropane	ND		ug/kg	0.80	--	1
Dibromochloromethane	ND		ug/kg	0.80	--	1
1,1,2-Trichloroethane	ND		ug/kg	0.80	--	1
Tetrachloroethene	12		ug/kg	0.40	--	1
Chlorobenzene	ND		ug/kg	0.40	--	1
Trichlorofluoromethane	ND		ug/kg	3.2	--	1
1,2-Dichloroethane	ND		ug/kg	0.80	--	1
1,1,1-Trichloroethane	ND		ug/kg	0.40	--	1
Bromodichloromethane	ND		ug/kg	0.40	--	1
trans-1,3-Dichloropropene	ND		ug/kg	0.80	--	1
cis-1,3-Dichloropropene	ND		ug/kg	0.40	--	1
1,3-Dichloropropene, Total	ND		ug/kg	0.40	--	1
1,1-Dichloropropene	ND		ug/kg	0.40	--	1
Bromoform	ND		ug/kg	3.2	--	1
1,1,2,2-Tetrachloroethane	ND		ug/kg	0.40	--	1
Benzene	ND		ug/kg	0.40	--	1
Toluene	ND		ug/kg	0.80	--	1
Ethylbenzene	ND		ug/kg	0.80	--	1
Chloromethane	ND		ug/kg	3.2	--	1
Bromomethane	ND		ug/kg	1.6	--	1
Vinyl chloride	ND		ug/kg	0.80	--	1
Chloroethane	ND		ug/kg	1.6	--	1
1,1-Dichloroethene	ND		ug/kg	0.80	--	1
trans-1,2-Dichloroethene	ND		ug/kg	1.2	--	1

Project Name: SALEM DEPOT **Lab Number:** L2007596

Project Number: 52223.00 **Report Date:** 02/27/20

SAMPLE RESULTS

Lab ID: L2007596-05 Date Collected: 02/18/20 14:30

Client ID: SB-7 (0-6) Date Received: 02/20/20

Sample Location: SALEM, NH Field Prep: Not Specified

Sample Depth:

Parameter	Result	Qualifier	Units	RL	MDL	Dilution Factor
Volatile Organics by EPA 5035 Low - Westborough Lab						
Trichloroethene	0.71		ug/kg	0.40	--	1
1,2-Dichlorobenzene	ND		ug/kg	1.6	--	1
1,3-Dichlorobenzene	ND		ug/kg	1.6	--	1
1,4-Dichlorobenzene	ND		ug/kg	1.6	--	1
Methyl tert butyl ether	ND		ug/kg	1.6	--	1
p/m-Xylene	ND		ug/kg	1.6	--	1
o-Xylene	ND		ug/kg	0.80	--	1
Xylenes, Total	ND		ug/kg	0.80	--	1
cis-1,2-Dichloroethene	6.0		ug/kg	0.80	--	1
1,2-Dichloroethene, Total	6.0		ug/kg	0.80	--	1
Dibromomethane	ND		ug/kg	1.6	--	1
1,2,3-Trichloropropane	ND		ug/kg	1.6	--	1
Styrene	ND		ug/kg	0.80	--	1
Dichlorodifluoromethane	ND		ug/kg	8.0	--	1
Acetone	ND		ug/kg	20	--	1
Carbon disulfide	ND		ug/kg	8.0	--	1
2-Butanone	ND		ug/kg	8.0	--	1
4-Methyl-2-pentanone	ND		ug/kg	8.0	--	1
2-Hexanone	ND		ug/kg	8.0	--	1
Bromochloromethane	ND		ug/kg	1.6	--	1
Tetrahydrofuran	ND		ug/kg	3.2	--	1
2,2-Dichloropropane	ND		ug/kg	1.6	--	1
1,2-Dibromoethane	ND		ug/kg	0.80	--	1
1,1,1,2-Tetrachloroethane	ND		ug/kg	0.40	--	1
Bromobenzene	ND		ug/kg	1.6	--	1
n-Butylbenzene	ND		ug/kg	0.80	--	1
sec-Butylbenzene	ND		ug/kg	0.80	--	1
tert-Butylbenzene	ND		ug/kg	1.6	--	1
1,3,5-Trichlorobenzene	ND		ug/kg	1.6	--	1
o-Chlorotoluene	ND		ug/kg	1.6	--	1
p-Chlorotoluene	ND		ug/kg	1.6	--	1
1,2-Dibromo-3-chloropropane	ND		ug/kg	2.4	--	1
Hexachlorobutadiene	ND		ug/kg	3.2	--	1
Isopropylbenzene	ND		ug/kg	0.80	--	1
p-Isopropyltoluene	ND		ug/kg	0.80	--	1
Naphthalene	ND		ug/kg	3.2	--	1
n-Propylbenzene	ND		ug/kg	0.80	--	1

Project Name: SALEM DEPOT **Lab Number:** L2007596

Project Number: 52223.00 **Report Date:** 02/27/20

SAMPLE RESULTS

Lab ID: L2007596-05 Date Collected: 02/18/20 14:30

Client ID: SB-7 (0-6) Date Received: 02/20/20

Sample Location: SALEM, NH Field Prep: Not Specified

Sample Depth:

Parameter	Result	Qualifier	Units	RL	MDL	Dilution Factor
Volatile Organics by EPA 5035 Low - Westborough Lab						
1,2,3-Trichlorobenzene	ND		ug/kg	1.6	--	1
1,2,4-Trichlorobenzene	ND		ug/kg	1.6	--	1
1,3,5-Trimethylbenzene	ND		ug/kg	1.6	--	1
1,2,4-Trimethylbenzene	ND		ug/kg	1.6	--	1
Ethyl ether	ND		ug/kg	1.6	--	1
Isopropyl Ether	ND		ug/kg	1.6	--	1
Tert-Butyl Alcohol	ND		ug/kg	16	--	1
Ethyl-Tert-Butyl-Ether	ND		ug/kg	1.6	--	1
Tertiary-Amyl Methyl Ether	ND		ug/kg	1.6	--	1
1,4-Dioxane	ND		ug/kg	64	--	1

Surrogate	% Recovery	Qualifier	Acceptance Criteria
1,2-Dichloroethane-d4	114		70-130
Toluene-d8	87		70-130
4-Bromofluorobenzene	86		70-130
Dibromofluoromethane	110		70-130

Project Name: SALEM DEPOT
Project Number: 52223.00

Lab Number: L2007596
Report Date: 02/27/20

SAMPLE RESULTS

Lab ID: L2007596-07
Client ID: SB-9 (0-6)
Sample Location: SALEM, NH

Date Collected: 02/19/20 08:30
Date Received: 02/20/20
Field Prep: Not Specified

Sample Depth:
Matrix: Soil
Analytical Method: 1,8260C
Analytical Date: 02/21/20 23:32
Analyst: MKS
Percent Solids: 81%

Parameter	Result	Qualifier	Units	RL	MDL	Dilution Factor
Volatile Organics by EPA 5035 Low - Westborough Lab						
Methylene chloride	ND		ug/kg	4.2	--	1
1,1-Dichloroethane	ND		ug/kg	0.84	--	1
Chloroform	ND		ug/kg	1.2	--	1
Carbon tetrachloride	ND		ug/kg	0.84	--	1
1,2-Dichloropropane	ND		ug/kg	0.84	--	1
Dibromochloromethane	ND		ug/kg	0.84	--	1
1,1,2-Trichloroethane	ND		ug/kg	0.84	--	1
Tetrachloroethene	86		ug/kg	0.42	--	1
Chlorobenzene	ND		ug/kg	0.42	--	1
Trichlorofluoromethane	ND		ug/kg	3.4	--	1
1,2-Dichloroethane	ND		ug/kg	0.84	--	1
1,1,1-Trichloroethane	ND		ug/kg	0.42	--	1
Bromodichloromethane	ND		ug/kg	0.42	--	1
trans-1,3-Dichloropropene	ND		ug/kg	0.84	--	1
cis-1,3-Dichloropropene	ND		ug/kg	0.42	--	1
1,3-Dichloropropene, Total	ND		ug/kg	0.42	--	1
1,1-Dichloropropene	ND		ug/kg	0.42	--	1
Bromoform	ND		ug/kg	3.4	--	1
1,1,2,2-Tetrachloroethane	ND		ug/kg	0.42	--	1
Benzene	ND		ug/kg	0.42	--	1
Toluene	ND		ug/kg	0.84	--	1
Ethylbenzene	ND		ug/kg	0.84	--	1
Chloromethane	ND		ug/kg	3.4	--	1
Bromomethane	ND		ug/kg	1.7	--	1
Vinyl chloride	ND		ug/kg	0.84	--	1
Chloroethane	ND		ug/kg	1.7	--	1
1,1-Dichloroethene	ND		ug/kg	0.84	--	1
trans-1,2-Dichloroethene	ND		ug/kg	1.2	--	1

Project Name: SALEM DEPOT **Lab Number:** L2007596

Project Number: 52223.00 **Report Date:** 02/27/20

SAMPLE RESULTS

Lab ID: L2007596-07 Date Collected: 02/19/20 08:30

Client ID: SB-9 (0-6) Date Received: 02/20/20

Sample Location: SALEM, NH Field Prep: Not Specified

Sample Depth:

Parameter	Result	Qualifier	Units	RL	MDL	Dilution Factor
Volatile Organics by EPA 5035 Low - Westborough Lab						
Trichloroethene	15		ug/kg	0.42	--	1
1,2-Dichlorobenzene	ND		ug/kg	1.7	--	1
1,3-Dichlorobenzene	ND		ug/kg	1.7	--	1
1,4-Dichlorobenzene	ND		ug/kg	1.7	--	1
Methyl tert butyl ether	ND		ug/kg	1.7	--	1
p/m-Xylene	ND		ug/kg	1.7	--	1
o-Xylene	ND		ug/kg	0.84	--	1
Xylenes, Total	ND		ug/kg	0.84	--	1
cis-1,2-Dichloroethene	9.6		ug/kg	0.84	--	1
1,2-Dichloroethene, Total	9.6		ug/kg	0.84	--	1
Dibromomethane	ND		ug/kg	1.7	--	1
1,2,3-Trichloropropane	ND		ug/kg	1.7	--	1
Styrene	ND		ug/kg	0.84	--	1
Dichlorodifluoromethane	ND		ug/kg	8.4	--	1
Acetone	ND		ug/kg	21	--	1
Carbon disulfide	ND		ug/kg	8.4	--	1
2-Butanone	ND		ug/kg	8.4	--	1
4-Methyl-2-pentanone	ND		ug/kg	8.4	--	1
2-Hexanone	ND		ug/kg	8.4	--	1
Bromochloromethane	ND		ug/kg	1.7	--	1
Tetrahydrofuran	ND		ug/kg	3.4	--	1
2,2-Dichloropropane	ND		ug/kg	1.7	--	1
1,2-Dibromoethane	ND		ug/kg	0.84	--	1
1,1,1,2-Tetrachloroethane	ND		ug/kg	0.42	--	1
Bromobenzene	ND		ug/kg	1.7	--	1
n-Butylbenzene	ND		ug/kg	0.84	--	1
sec-Butylbenzene	ND		ug/kg	0.84	--	1
tert-Butylbenzene	ND		ug/kg	1.7	--	1
1,3,5-Trichlorobenzene	ND		ug/kg	1.7	--	1
o-Chlorotoluene	ND		ug/kg	1.7	--	1
p-Chlorotoluene	ND		ug/kg	1.7	--	1
1,2-Dibromo-3-chloropropane	ND		ug/kg	2.5	--	1
Hexachlorobutadiene	ND		ug/kg	3.4	--	1
Isopropylbenzene	ND		ug/kg	0.84	--	1
p-Isopropyltoluene	ND		ug/kg	0.84	--	1
Naphthalene	ND		ug/kg	3.4	--	1
n-Propylbenzene	ND		ug/kg	0.84	--	1

Project Name: SALEM DEPOT **Lab Number:** L2007596

Project Number: 52223.00 **Report Date:** 02/27/20

SAMPLE RESULTS

Lab ID: L2007596-07 Date Collected: 02/19/20 08:30

Client ID: SB-9 (0-6) Date Received: 02/20/20

Sample Location: SALEM, NH Field Prep: Not Specified

Sample Depth:

Parameter	Result	Qualifier	Units	RL	MDL	Dilution Factor
Volatile Organics by EPA 5035 Low - Westborough Lab						
1,2,3-Trichlorobenzene	ND		ug/kg	1.7	--	1
1,2,4-Trichlorobenzene	ND		ug/kg	1.7	--	1
1,3,5-Trimethylbenzene	ND		ug/kg	1.7	--	1
1,2,4-Trimethylbenzene	ND		ug/kg	1.7	--	1
Ethyl ether	ND		ug/kg	1.7	--	1
Isopropyl Ether	ND		ug/kg	1.7	--	1
Tert-Butyl Alcohol	ND		ug/kg	17	--	1
Ethyl-Tert-Butyl-Ether	ND		ug/kg	1.7	--	1
Tertiary-Amyl Methyl Ether	ND		ug/kg	1.7	--	1
1,4-Dioxane	ND		ug/kg	67	--	1

Surrogate	% Recovery	Qualifier	Acceptance Criteria
1,2-Dichloroethane-d4	114		70-130
Toluene-d8	86		70-130
4-Bromofluorobenzene	88		70-130
Dibromofluoromethane	107		70-130

Project Name: SALEM DEPOT
Project Number: 52223.00

Lab Number: L2007596
Report Date: 02/27/20

SAMPLE RESULTS

Lab ID: L2007596-08
Client ID: SB-10 (0-6)
Sample Location: SALEM, NH

Date Collected: 02/19/20 09:00
Date Received: 02/20/20
Field Prep: Not Specified

Sample Depth:
Matrix: Soil
Analytical Method: 1,8260C
Analytical Date: 02/21/20 23:59
Analyst: MKS
Percent Solids: 84%

Parameter	Result	Qualifier	Units	RL	MDL	Dilution Factor
Volatile Organics by EPA 5035 Low - Westborough Lab						
Methylene chloride	ND		ug/kg	4.3	--	1
1,1-Dichloroethane	ND		ug/kg	0.87	--	1
Chloroform	ND		ug/kg	1.3	--	1
Carbon tetrachloride	ND		ug/kg	0.87	--	1
1,2-Dichloropropane	ND		ug/kg	0.87	--	1
Dibromochloromethane	ND		ug/kg	0.87	--	1
1,1,2-Trichloroethane	ND		ug/kg	0.87	--	1
Tetrachloroethene	5.7		ug/kg	0.43	--	1
Chlorobenzene	ND		ug/kg	0.43	--	1
Trichlorofluoromethane	ND		ug/kg	3.5	--	1
1,2-Dichloroethane	ND		ug/kg	0.87	--	1
1,1,1-Trichloroethane	ND		ug/kg	0.43	--	1
Bromodichloromethane	ND		ug/kg	0.43	--	1
trans-1,3-Dichloropropene	ND		ug/kg	0.87	--	1
cis-1,3-Dichloropropene	ND		ug/kg	0.43	--	1
1,3-Dichloropropene, Total	ND		ug/kg	0.43	--	1
1,1-Dichloropropene	ND		ug/kg	0.43	--	1
Bromoform	ND		ug/kg	3.5	--	1
1,1,2,2-Tetrachloroethane	ND		ug/kg	0.43	--	1
Benzene	ND		ug/kg	0.43	--	1
Toluene	ND		ug/kg	0.87	--	1
Ethylbenzene	ND		ug/kg	0.87	--	1
Chloromethane	ND		ug/kg	3.5	--	1
Bromomethane	ND		ug/kg	1.7	--	1
Vinyl chloride	ND		ug/kg	0.87	--	1
Chloroethane	ND		ug/kg	1.7	--	1
1,1-Dichloroethene	ND		ug/kg	0.87	--	1
trans-1,2-Dichloroethene	ND		ug/kg	1.3	--	1

Project Name: SALEM DEPOT **Lab Number:** L2007596

Project Number: 52223.00 **Report Date:** 02/27/20

SAMPLE RESULTS

Lab ID: L2007596-08 Date Collected: 02/19/20 09:00

Client ID: SB-10 (0-6) Date Received: 02/20/20

Sample Location: SALEM, NH Field Prep: Not Specified

Sample Depth:

Parameter	Result	Qualifier	Units	RL	MDL	Dilution Factor
Volatile Organics by EPA 5035 Low - Westborough Lab						
Trichloroethene	6.7		ug/kg	0.43	--	1
1,2-Dichlorobenzene	ND		ug/kg	1.7	--	1
1,3-Dichlorobenzene	ND		ug/kg	1.7	--	1
1,4-Dichlorobenzene	ND		ug/kg	1.7	--	1
Methyl tert butyl ether	ND		ug/kg	1.7	--	1
p/m-Xylene	ND		ug/kg	1.7	--	1
o-Xylene	ND		ug/kg	0.87	--	1
Xylenes, Total	ND		ug/kg	0.87	--	1
cis-1,2-Dichloroethene	8.4		ug/kg	0.87	--	1
1,2-Dichloroethene, Total	8.4		ug/kg	0.87	--	1
Dibromomethane	ND		ug/kg	1.7	--	1
1,2,3-Trichloropropane	ND		ug/kg	1.7	--	1
Styrene	ND		ug/kg	0.87	--	1
Dichlorodifluoromethane	ND		ug/kg	8.7	--	1
Acetone	ND		ug/kg	22	--	1
Carbon disulfide	ND		ug/kg	8.7	--	1
2-Butanone	ND		ug/kg	8.7	--	1
4-Methyl-2-pentanone	ND		ug/kg	8.7	--	1
2-Hexanone	ND		ug/kg	8.7	--	1
Bromochloromethane	ND		ug/kg	1.7	--	1
Tetrahydrofuran	ND		ug/kg	3.5	--	1
2,2-Dichloropropane	ND		ug/kg	1.7	--	1
1,2-Dibromoethane	ND		ug/kg	0.87	--	1
1,1,1,2-Tetrachloroethane	ND		ug/kg	0.43	--	1
Bromobenzene	ND		ug/kg	1.7	--	1
n-Butylbenzene	ND		ug/kg	0.87	--	1
sec-Butylbenzene	ND		ug/kg	0.87	--	1
tert-Butylbenzene	ND		ug/kg	1.7	--	1
1,3,5-Trichlorobenzene	ND		ug/kg	1.7	--	1
o-Chlorotoluene	ND		ug/kg	1.7	--	1
p-Chlorotoluene	ND		ug/kg	1.7	--	1
1,2-Dibromo-3-chloropropane	ND		ug/kg	2.6	--	1
Hexachlorobutadiene	ND		ug/kg	3.5	--	1
Isopropylbenzene	ND		ug/kg	0.87	--	1
p-Isopropyltoluene	ND		ug/kg	0.87	--	1
Naphthalene	ND		ug/kg	3.5	--	1
n-Propylbenzene	ND		ug/kg	0.87	--	1

Project Name: SALEM DEPOT **Lab Number:** L2007596

Project Number: 52223.00 **Report Date:** 02/27/20

SAMPLE RESULTS

Lab ID: L2007596-08 Date Collected: 02/19/20 09:00

Client ID: SB-10 (0-6) Date Received: 02/20/20

Sample Location: SALEM, NH Field Prep: Not Specified

Sample Depth:

Parameter	Result	Qualifier	Units	RL	MDL	Dilution Factor
Volatile Organics by EPA 5035 Low - Westborough Lab						
1,2,3-Trichlorobenzene	ND		ug/kg	1.7	--	1
1,2,4-Trichlorobenzene	ND		ug/kg	1.7	--	1
1,3,5-Trimethylbenzene	ND		ug/kg	1.7	--	1
1,2,4-Trimethylbenzene	ND		ug/kg	1.7	--	1
Ethyl ether	ND		ug/kg	1.7	--	1
Isopropyl Ether	ND		ug/kg	1.7	--	1
Tert-Butyl Alcohol	ND		ug/kg	17	--	1
Ethyl-Tert-Butyl-Ether	ND		ug/kg	1.7	--	1
Tertiary-Amyl Methyl Ether	ND		ug/kg	1.7	--	1
1,4-Dioxane	ND		ug/kg	70	--	1

Surrogate	% Recovery	Qualifier	Acceptance Criteria
1,2-Dichloroethane-d4	116		70-130
Toluene-d8	88		70-130
4-Bromofluorobenzene	87		70-130
Dibromofluoromethane	108		70-130

Project Name: SALEM DEPOT
Project Number: 52223.00

Lab Number: L2007596
Report Date: 02/27/20

SAMPLE RESULTS

Lab ID: L2007596-09
Client ID: SB-11 (0-6)
Sample Location: SALEM, NH

Date Collected: 02/19/20 09:30
Date Received: 02/20/20
Field Prep: Not Specified

Sample Depth:
Matrix: Soil
Analytical Method: 1,8260C
Analytical Date: 02/22/20 00:27
Analyst: MKS
Percent Solids: 84%

Parameter	Result	Qualifier	Units	RL	MDL	Dilution Factor
Volatile Organics by EPA 5035 Low - Westborough Lab						
Methylene chloride	ND		ug/kg	5.4	--	1
1,1-Dichloroethane	ND		ug/kg	1.1	--	1
Chloroform	ND		ug/kg	1.6	--	1
Carbon tetrachloride	ND		ug/kg	1.1	--	1
1,2-Dichloropropane	ND		ug/kg	1.1	--	1
Dibromochloromethane	ND		ug/kg	1.1	--	1
1,1,2-Trichloroethane	ND		ug/kg	1.1	--	1
Tetrachloroethene	ND		ug/kg	0.54	--	1
Chlorobenzene	ND		ug/kg	0.54	--	1
Trichlorofluoromethane	ND		ug/kg	4.3	--	1
1,2-Dichloroethane	ND		ug/kg	1.1	--	1
1,1,1-Trichloroethane	ND		ug/kg	0.54	--	1
Bromodichloromethane	ND		ug/kg	0.54	--	1
trans-1,3-Dichloropropene	ND		ug/kg	1.1	--	1
cis-1,3-Dichloropropene	ND		ug/kg	0.54	--	1
1,3-Dichloropropene, Total	ND		ug/kg	0.54	--	1
1,1-Dichloropropene	ND		ug/kg	0.54	--	1
Bromoform	ND		ug/kg	4.3	--	1
1,1,2,2-Tetrachloroethane	ND		ug/kg	0.54	--	1
Benzene	ND		ug/kg	0.54	--	1
Toluene	ND		ug/kg	1.1	--	1
Ethylbenzene	ND		ug/kg	1.1	--	1
Chloromethane	ND		ug/kg	4.3	--	1
Bromomethane	ND		ug/kg	2.2	--	1
Vinyl chloride	ND		ug/kg	1.1	--	1
Chloroethane	ND		ug/kg	2.2	--	1
1,1-Dichloroethene	ND		ug/kg	1.1	--	1
trans-1,2-Dichloroethene	ND		ug/kg	1.6	--	1

Project Name: SALEM DEPOT **Lab Number:** L2007596

Project Number: 52223.00 **Report Date:** 02/27/20

SAMPLE RESULTS

Lab ID: L2007596-09 Date Collected: 02/19/20 09:30

Client ID: SB-11 (0-6) Date Received: 02/20/20

Sample Location: SALEM, NH Field Prep: Not Specified

Sample Depth:

Parameter	Result	Qualifier	Units	RL	MDL	Dilution Factor
Volatile Organics by EPA 5035 Low - Westborough Lab						
Trichloroethene	ND		ug/kg	0.54	--	1
1,2-Dichlorobenzene	ND		ug/kg	2.2	--	1
1,3-Dichlorobenzene	ND		ug/kg	2.2	--	1
1,4-Dichlorobenzene	ND		ug/kg	2.2	--	1
Methyl tert butyl ether	ND		ug/kg	2.2	--	1
p/m-Xylene	ND		ug/kg	2.2	--	1
o-Xylene	ND		ug/kg	1.1	--	1
Xylenes, Total	ND		ug/kg	1.1	--	1
cis-1,2-Dichloroethene	ND		ug/kg	1.1	--	1
1,2-Dichloroethene, Total	ND		ug/kg	1.1	--	1
Dibromomethane	ND		ug/kg	2.2	--	1
1,2,3-Trichloropropane	ND		ug/kg	2.2	--	1
Styrene	ND		ug/kg	1.1	--	1
Dichlorodifluoromethane	ND		ug/kg	11	--	1
Acetone	ND		ug/kg	27	--	1
Carbon disulfide	ND		ug/kg	11	--	1
2-Butanone	ND		ug/kg	11	--	1
4-Methyl-2-pentanone	ND		ug/kg	11	--	1
2-Hexanone	ND		ug/kg	11	--	1
Bromochloromethane	ND		ug/kg	2.2	--	1
Tetrahydrofuran	ND		ug/kg	4.3	--	1
2,2-Dichloropropane	ND		ug/kg	2.2	--	1
1,2-Dibromoethane	ND		ug/kg	1.1	--	1
1,1,1,2-Tetrachloroethane	ND		ug/kg	0.54	--	1
Bromobenzene	ND		ug/kg	2.2	--	1
n-Butylbenzene	ND		ug/kg	1.1	--	1
sec-Butylbenzene	ND		ug/kg	1.1	--	1
tert-Butylbenzene	ND		ug/kg	2.2	--	1
1,3,5-Trichlorobenzene	ND		ug/kg	2.2	--	1
o-Chlorotoluene	ND		ug/kg	2.2	--	1
p-Chlorotoluene	ND		ug/kg	2.2	--	1
1,2-Dibromo-3-chloropropane	ND		ug/kg	3.2	--	1
Hexachlorobutadiene	ND		ug/kg	4.3	--	1
Isopropylbenzene	ND		ug/kg	1.1	--	1
p-Isopropyltoluene	ND		ug/kg	1.1	--	1
Naphthalene	ND		ug/kg	4.3	--	1
n-Propylbenzene	ND		ug/kg	1.1	--	1

Project Name: SALEM DEPOT **Lab Number:** L2007596

Project Number: 52223.00 **Report Date:** 02/27/20

SAMPLE RESULTS

Lab ID: L2007596-09 Date Collected: 02/19/20 09:30

Client ID: SB-11 (0-6) Date Received: 02/20/20

Sample Location: SALEM, NH Field Prep: Not Specified

Sample Depth:

Parameter	Result	Qualifier	Units	RL	MDL	Dilution Factor
Volatile Organics by EPA 5035 Low - Westborough Lab						
1,2,3-Trichlorobenzene	ND		ug/kg	2.2	--	1
1,2,4-Trichlorobenzene	ND		ug/kg	2.2	--	1
1,3,5-Trimethylbenzene	ND		ug/kg	2.2	--	1
1,2,4-Trimethylbenzene	ND		ug/kg	2.2	--	1
Ethyl ether	ND		ug/kg	2.2	--	1
Isopropyl Ether	ND		ug/kg	2.2	--	1
Tert-Butyl Alcohol	ND		ug/kg	22	--	1
Ethyl-Tert-Butyl-Ether	ND		ug/kg	2.2	--	1
Tertiary-Amyl Methyl Ether	ND		ug/kg	2.2	--	1
1,4-Dioxane	ND		ug/kg	86	--	1

Surrogate	% Recovery	Qualifier	Acceptance Criteria
1,2-Dichloroethane-d4	119		70-130
Toluene-d8	85		70-130
4-Bromofluorobenzene	86		70-130
Dibromofluoromethane	113		70-130

Project Name: SALEM DEPOT
Project Number: 52223.00

Lab Number: L2007596
Report Date: 02/27/20

SAMPLE RESULTS

Lab ID: L2007596-10
Client ID: SB-12 (0-6)
Sample Location: SALEM, NH

Date Collected: 02/19/20 10:30
Date Received: 02/20/20
Field Prep: Not Specified

Sample Depth:
Matrix: Soil
Analytical Method: 1,8260C
Analytical Date: 02/25/20 09:32
Analyst: NLK
Percent Solids: 87%

Parameter	Result	Qualifier	Units	RL	MDL	Dilution Factor
Volatile Organics by EPA 5035 Low - Westborough Lab						
Methylene chloride	ND		ug/kg	5.5	--	1
1,1-Dichloroethane	ND		ug/kg	1.1	--	1
Chloroform	ND		ug/kg	1.6	--	1
Carbon tetrachloride	ND		ug/kg	1.1	--	1
1,2-Dichloropropane	ND		ug/kg	1.1	--	1
Dibromochloromethane	ND		ug/kg	1.1	--	1
1,1,2-Trichloroethane	ND		ug/kg	1.1	--	1
Tetrachloroethene	ND		ug/kg	0.55	--	1
Chlorobenzene	ND		ug/kg	0.55	--	1
Trichlorofluoromethane	ND		ug/kg	4.4	--	1
1,2-Dichloroethane	ND		ug/kg	1.1	--	1
1,1,1-Trichloroethane	ND		ug/kg	0.55	--	1
Bromodichloromethane	ND		ug/kg	0.55	--	1
trans-1,3-Dichloropropene	ND		ug/kg	1.1	--	1
cis-1,3-Dichloropropene	ND		ug/kg	0.55	--	1
1,3-Dichloropropene, Total	ND		ug/kg	0.55	--	1
1,1-Dichloropropene	ND		ug/kg	0.55	--	1
Bromoform	ND		ug/kg	4.4	--	1
1,1,2,2-Tetrachloroethane	ND		ug/kg	0.55	--	1
Benzene	ND		ug/kg	0.55	--	1
Toluene	ND		ug/kg	1.1	--	1
Ethylbenzene	ND		ug/kg	1.1	--	1
Chloromethane	ND		ug/kg	4.4	--	1
Bromomethane	ND		ug/kg	2.2	--	1
Vinyl chloride	ND		ug/kg	1.1	--	1
Chloroethane	ND		ug/kg	2.2	--	1
1,1-Dichloroethene	ND		ug/kg	1.1	--	1
trans-1,2-Dichloroethene	ND		ug/kg	1.6	--	1

Project Name: SALEM DEPOT **Lab Number:** L2007596

Project Number: 52223.00 **Report Date:** 02/27/20

SAMPLE RESULTS

Lab ID: L2007596-10 Date Collected: 02/19/20 10:30

Client ID: SB-12 (0-6) Date Received: 02/20/20

Sample Location: SALEM, NH Field Prep: Not Specified

Sample Depth:

Parameter	Result	Qualifier	Units	RL	MDL	Dilution Factor
Volatile Organics by EPA 5035 Low - Westborough Lab						
Trichloroethene	ND		ug/kg	0.55	--	1
1,2-Dichlorobenzene	ND		ug/kg	2.2	--	1
1,3-Dichlorobenzene	ND		ug/kg	2.2	--	1
1,4-Dichlorobenzene	ND		ug/kg	2.2	--	1
Methyl tert butyl ether	ND		ug/kg	2.2	--	1
p/m-Xylene	ND		ug/kg	2.2	--	1
o-Xylene	ND		ug/kg	1.1	--	1
Xylenes, Total	ND		ug/kg	1.1	--	1
cis-1,2-Dichloroethene	ND		ug/kg	1.1	--	1
1,2-Dichloroethene, Total	ND		ug/kg	1.1	--	1
Dibromomethane	ND		ug/kg	2.2	--	1
1,2,3-Trichloropropane	ND		ug/kg	2.2	--	1
Styrene	ND		ug/kg	1.1	--	1
Dichlorodifluoromethane	ND		ug/kg	11	--	1
Acetone	ND		ug/kg	28	--	1
Carbon disulfide	ND		ug/kg	11	--	1
2-Butanone	ND		ug/kg	11	--	1
4-Methyl-2-pentanone	ND		ug/kg	11	--	1
2-Hexanone	ND		ug/kg	11	--	1
Bromochloromethane	ND		ug/kg	2.2	--	1
Tetrahydrofuran	ND		ug/kg	4.4	--	1
2,2-Dichloropropane	ND		ug/kg	2.2	--	1
1,2-Dibromoethane	ND		ug/kg	1.1	--	1
1,1,1,2-Tetrachloroethane	ND		ug/kg	0.55	--	1
Bromobenzene	ND		ug/kg	2.2	--	1
n-Butylbenzene	ND		ug/kg	1.1	--	1
sec-Butylbenzene	ND		ug/kg	1.1	--	1
tert-Butylbenzene	ND		ug/kg	2.2	--	1
1,3,5-Trichlorobenzene	ND		ug/kg	2.2	--	1
o-Chlorotoluene	ND		ug/kg	2.2	--	1
p-Chlorotoluene	ND		ug/kg	2.2	--	1
1,2-Dibromo-3-chloropropane	ND		ug/kg	3.3	--	1
Hexachlorobutadiene	ND		ug/kg	4.4	--	1
Isopropylbenzene	ND		ug/kg	1.1	--	1
p-Isopropyltoluene	ND		ug/kg	1.1	--	1
Naphthalene	ND		ug/kg	4.4	--	1
n-Propylbenzene	ND		ug/kg	1.1	--	1

Project Name: SALEM DEPOT **Lab Number:** L2007596

Project Number: 52223.00 **Report Date:** 02/27/20

SAMPLE RESULTS

Lab ID: L2007596-10 Date Collected: 02/19/20 10:30

Client ID: SB-12 (0-6) Date Received: 02/20/20

Sample Location: SALEM, NH Field Prep: Not Specified

Sample Depth:

Parameter	Result	Qualifier	Units	RL	MDL	Dilution Factor
Volatile Organics by EPA 5035 Low - Westborough Lab						
1,2,3-Trichlorobenzene	ND		ug/kg	2.2	--	1
1,2,4-Trichlorobenzene	ND		ug/kg	2.2	--	1
1,3,5-Trimethylbenzene	ND		ug/kg	2.2	--	1
1,2,4-Trimethylbenzene	ND		ug/kg	2.2	--	1
Ethyl ether	ND		ug/kg	2.2	--	1
Isopropyl Ether	ND		ug/kg	2.2	--	1
Tert-Butyl Alcohol	ND		ug/kg	22	--	1
Ethyl-Tert-Butyl-Ether	ND		ug/kg	2.2	--	1
Tertiary-Amyl Methyl Ether	ND		ug/kg	2.2	--	1
1,4-Dioxane	ND		ug/kg	88	--	1

Surrogate	% Recovery	Qualifier	Acceptance Criteria
1,2-Dichloroethane-d4	99		70-130
Toluene-d8	96		70-130
4-Bromofluorobenzene	108		70-130
Dibromofluoromethane	99		70-130

Project Name: SALEM DEPOT
Project Number: 52223.00

Lab Number: L2007596
Report Date: 02/27/20

SAMPLE RESULTS

Lab ID: L2007596-11
Client ID: SB-14 (0-6)
Sample Location: SALEM, NH

Date Collected: 02/19/20 13:00
Date Received: 02/20/20
Field Prep: Not Specified

Sample Depth:
Matrix: Soil
Analytical Method: 1,8260C
Analytical Date: 02/22/20 16:20
Analyst: JC
Percent Solids: 84%

Parameter	Result	Qualifier	Units	RL	MDL	Dilution Factor
Volatile Organics by EPA 5035 High - Westborough Lab						
Methylene chloride	ND		ug/kg	260	--	1
1,1-Dichloroethane	ND		ug/kg	52	--	1
Chloroform	ND		ug/kg	78	--	1
Carbon tetrachloride	ND		ug/kg	52	--	1
1,2-Dichloropropane	ND		ug/kg	52	--	1
Dibromochloromethane	ND		ug/kg	52	--	1
1,1,2-Trichloroethane	ND		ug/kg	52	--	1
Tetrachloroethene	ND		ug/kg	26	--	1
Chlorobenzene	57		ug/kg	26	--	1
Trichlorofluoromethane	ND		ug/kg	210	--	1
1,2-Dichloroethane	ND		ug/kg	52	--	1
1,1,1-Trichloroethane	ND		ug/kg	26	--	1
Bromodichloromethane	ND		ug/kg	26	--	1
trans-1,3-Dichloropropene	ND		ug/kg	52	--	1
cis-1,3-Dichloropropene	ND		ug/kg	26	--	1
1,3-Dichloropropene, Total	ND		ug/kg	26	--	1
1,1-Dichloropropene	ND		ug/kg	26	--	1
Bromoform	ND		ug/kg	210	--	1
1,1,2,2-Tetrachloroethane	ND		ug/kg	26	--	1
Benzene	ND		ug/kg	26	--	1
Toluene	ND		ug/kg	52	--	1
Ethylbenzene	ND		ug/kg	52	--	1
Chloromethane	ND		ug/kg	210	--	1
Bromomethane	ND		ug/kg	100	--	1
Vinyl chloride	ND		ug/kg	52	--	1
Chloroethane	ND		ug/kg	100	--	1
1,1-Dichloroethene	ND		ug/kg	52	--	1
trans-1,2-Dichloroethene	ND		ug/kg	78	--	1

Project Name: SALEM DEPOT **Lab Number:** L2007596

Project Number: 52223.00 **Report Date:** 02/27/20

SAMPLE RESULTS

Lab ID: L2007596-11 Date Collected: 02/19/20 13:00

Client ID: SB-14 (0-6) Date Received: 02/20/20

Sample Location: SALEM, NH Field Prep: Not Specified

Sample Depth:

Parameter	Result	Qualifier	Units	RL	MDL	Dilution Factor
Volatile Organics by EPA 5035 High - Westborough Lab						
Trichloroethene	ND		ug/kg	26	--	1
1,2-Dichlorobenzene	ND		ug/kg	100	--	1
1,3-Dichlorobenzene	ND		ug/kg	100	--	1
1,4-Dichlorobenzene	450		ug/kg	100	--	1
Methyl tert butyl ether	ND		ug/kg	100	--	1
p/m-Xylene	220		ug/kg	100	--	1
o-Xylene	ND		ug/kg	52	--	1
Xylenes, Total	220		ug/kg	52	--	1
cis-1,2-Dichloroethene	ND		ug/kg	52	--	1
1,2-Dichloroethene, Total	ND		ug/kg	52	--	1
Dibromomethane	ND		ug/kg	100	--	1
1,2,3-Trichloropropane	ND		ug/kg	100	--	1
Styrene	ND		ug/kg	52	--	1
Dichlorodifluoromethane	ND		ug/kg	520	--	1
Acetone	ND		ug/kg	520	--	1
Carbon disulfide	ND		ug/kg	520	--	1
2-Butanone	ND		ug/kg	520	--	1
4-Methyl-2-pentanone	ND		ug/kg	520	--	1
2-Hexanone	ND		ug/kg	520	--	1
Bromochloromethane	ND		ug/kg	100	--	1
Tetrahydrofuran	ND		ug/kg	210	--	1
2,2-Dichloropropane	ND		ug/kg	100	--	1
1,2-Dibromoethane	ND		ug/kg	52	--	1
1,1,1,2-Tetrachloroethane	ND		ug/kg	26	--	1
Bromobenzene	ND		ug/kg	100	--	1
n-Butylbenzene	2000		ug/kg	52	--	1
sec-Butylbenzene	510		ug/kg	52	--	1
tert-Butylbenzene	ND		ug/kg	100	--	1
1,3,5-Trichlorobenzene	ND		ug/kg	100	--	1
o-Chlorotoluene	ND		ug/kg	100	--	1
p-Chlorotoluene	ND		ug/kg	100	--	1
1,2-Dibromo-3-chloropropane	ND		ug/kg	160	--	1
Hexachlorobutadiene	ND		ug/kg	210	--	1
Isopropylbenzene	430		ug/kg	52	--	1
p-Isopropyltoluene	110		ug/kg	52	--	1
Naphthalene	2200		ug/kg	210	--	1
n-Propylbenzene	2100		ug/kg	52	--	1

Project Name: SALEM DEPOT **Lab Number:** L2007596

Project Number: 52223.00 **Report Date:** 02/27/20

SAMPLE RESULTS

Lab ID: L2007596-11 Date Collected: 02/19/20 13:00

Client ID: SB-14 (0-6) Date Received: 02/20/20

Sample Location: SALEM, NH Field Prep: Not Specified

Sample Depth:

Parameter	Result	Qualifier	Units	RL	MDL	Dilution Factor
Volatile Organics by EPA 5035 High - Westborough Lab						
1,2,3-Trichlorobenzene	ND		ug/kg	100	--	1
1,2,4-Trichlorobenzene	ND		ug/kg	100	--	1
1,3,5-Trimethylbenzene	190		ug/kg	100	--	1
1,2,4-Trimethylbenzene	ND		ug/kg	100	--	1
Ethyl ether	ND		ug/kg	100	--	1
Isopropyl Ether	ND		ug/kg	100	--	1
Tert-Butyl Alcohol	ND		ug/kg	1000	--	1
Ethyl-Tert-Butyl-Ether	ND		ug/kg	100	--	1
Tertiary-Amyl Methyl Ether	ND		ug/kg	100	--	1
1,4-Dioxane	ND		ug/kg	4200	--	1

Surrogate	% Recovery	Qualifier	Acceptance Criteria
1,2-Dichloroethane-d4	100		70-130
Toluene-d8	92		70-130
4-Bromofluorobenzene	97		70-130
Dibromofluoromethane	95		70-130

Project Name: SALEM DEPOT
Project Number: 52223.00

Lab Number: L2007596
Report Date: 02/27/20

SAMPLE RESULTS

Lab ID: L2007596-12 D
Client ID: SB-15 (0-6)
Sample Location: SALEM, NH

Date Collected: 02/19/20 13:30
Date Received: 02/20/20
Field Prep: Not Specified

Sample Depth:
Matrix: Soil
Analytical Method: 1,8260C
Analytical Date: 02/24/20 08:41
Analyst: JC
Percent Solids: 83%

Parameter	Result	Qualifier	Units	RL	MDL	Dilution Factor
Volatile Organics by EPA 5035 High - Westborough Lab						
Methylene chloride	ND		ug/kg	6200	--	25
1,1-Dichloroethane	ND		ug/kg	1200	--	25
Chloroform	ND		ug/kg	1900	--	25
Carbon tetrachloride	ND		ug/kg	1200	--	25
1,2-Dichloropropane	ND		ug/kg	1200	--	25
Dibromochloromethane	ND		ug/kg	1200	--	25
1,1,2-Trichloroethane	ND		ug/kg	1200	--	25
Tetrachloroethene	ND		ug/kg	620	--	25
Chlorobenzene	ND		ug/kg	620	--	25
Trichlorofluoromethane	ND		ug/kg	5000	--	25
1,2-Dichloroethane	ND		ug/kg	1200	--	25
1,1,1-Trichloroethane	ND		ug/kg	620	--	25
Bromodichloromethane	ND		ug/kg	620	--	25
trans-1,3-Dichloropropene	ND		ug/kg	1200	--	25
cis-1,3-Dichloropropene	ND		ug/kg	620	--	25
1,3-Dichloropropene, Total	ND		ug/kg	620	--	25
1,1-Dichloropropene	ND		ug/kg	620	--	25
Bromoform	ND		ug/kg	5000	--	25
1,1,2,2-Tetrachloroethane	ND		ug/kg	620	--	25
Benzene	ND		ug/kg	620	--	25
Toluene	ND		ug/kg	1200	--	25
Ethylbenzene	1500		ug/kg	1200	--	25
Chloromethane	ND		ug/kg	5000	--	25
Bromomethane	ND		ug/kg	2500	--	25
Vinyl chloride	ND		ug/kg	1200	--	25
Chloroethane	ND		ug/kg	2500	--	25
1,1-Dichloroethene	ND		ug/kg	1200	--	25
trans-1,2-Dichloroethene	ND		ug/kg	1900	--	25

Project Name: SALEM DEPOT **Lab Number:** L2007596

Project Number: 52223.00 **Report Date:** 02/27/20

SAMPLE RESULTS

Lab ID: L2007596-12 D Date Collected: 02/19/20 13:30

Client ID: SB-15 (0-6) Date Received: 02/20/20

Sample Location: SALEM, NH Field Prep: Not Specified

Sample Depth:

Parameter	Result	Qualifier	Units	RL	MDL	Dilution Factor
Volatile Organics by EPA 5035 High - Westborough Lab						
Trichloroethene	ND		ug/kg	620	--	25
1,2-Dichlorobenzene	ND		ug/kg	2500	--	25
1,3-Dichlorobenzene	ND		ug/kg	2500	--	25
1,4-Dichlorobenzene	ND		ug/kg	2500	--	25
Methyl tert butyl ether	ND		ug/kg	2500	--	25
p/m-Xylene	ND		ug/kg	2500	--	25
o-Xylene	ND		ug/kg	1200	--	25
Xylenes, Total	ND		ug/kg	1200	--	25
cis-1,2-Dichloroethene	ND		ug/kg	1200	--	25
1,2-Dichloroethene, Total	ND		ug/kg	1200	--	25
Dibromomethane	ND		ug/kg	2500	--	25
1,2,3-Trichloropropane	ND		ug/kg	2500	--	25
Styrene	ND		ug/kg	1200	--	25
Dichlorodifluoromethane	ND		ug/kg	12000	--	25
Acetone	ND		ug/kg	12000	--	25
Carbon disulfide	ND		ug/kg	12000	--	25
2-Butanone	ND		ug/kg	12000	--	25
4-Methyl-2-pentanone	ND		ug/kg	12000	--	25
2-Hexanone	ND		ug/kg	12000	--	25
Bromochloromethane	ND		ug/kg	2500	--	25
Tetrahydrofuran	ND		ug/kg	5000	--	25
2,2-Dichloropropane	ND		ug/kg	2500	--	25
1,2-Dibromoethane	ND		ug/kg	1200	--	25
1,1,1,2-Tetrachloroethane	ND		ug/kg	620	--	25
Bromobenzene	ND		ug/kg	2500	--	25
n-Butylbenzene	1400		ug/kg	1200	--	25
sec-Butylbenzene	ND		ug/kg	1200	--	25
tert-Butylbenzene	ND		ug/kg	2500	--	25
1,3,5-Trichlorobenzene	ND		ug/kg	2500	--	25
o-Chlorotoluene	ND		ug/kg	2500	--	25
p-Chlorotoluene	ND		ug/kg	2500	--	25
1,2-Dibromo-3-chloropropane	ND		ug/kg	3700	--	25
Hexachlorobutadiene	ND		ug/kg	5000	--	25
Isopropylbenzene	ND		ug/kg	1200	--	25
p-Isopropyltoluene	ND		ug/kg	1200	--	25
Naphthalene	320000		ug/kg	5000	--	25
n-Propylbenzene	4400		ug/kg	1200	--	25

Project Name: SALEM DEPOT **Lab Number:** L2007596

Project Number: 52223.00 **Report Date:** 02/27/20

SAMPLE RESULTS

Lab ID: L2007596-12 D Date Collected: 02/19/20 13:30

Client ID: SB-15 (0-6) Date Received: 02/20/20

Sample Location: SALEM, NH Field Prep: Not Specified

Sample Depth:

Parameter	Result	Qualifier	Units	RL	MDL	Dilution Factor
Volatile Organics by EPA 5035 High - Westborough Lab						
1,2,3-Trichlorobenzene	ND		ug/kg	2500	--	25
1,2,4-Trichlorobenzene	ND		ug/kg	2500	--	25
1,3,5-Trimethylbenzene	6000		ug/kg	2500	--	25
1,2,4-Trimethylbenzene	22000		ug/kg	2500	--	25
Ethyl ether	ND		ug/kg	2500	--	25
Isopropyl Ether	ND		ug/kg	2500	--	25
Tert-Butyl Alcohol	ND		ug/kg	25000	--	25
Ethyl-Tert-Butyl-Ether	ND		ug/kg	2500	--	25
Tertiary-Amyl Methyl Ether	ND		ug/kg	2500	--	25
1,4-Dioxane	ND		ug/kg	100000	--	25

Surrogate	% Recovery	Qualifier	Acceptance Criteria
1,2-Dichloroethane-d4	95		70-130
Toluene-d8	88		70-130
4-Bromofluorobenzene	95		70-130
Dibromofluoromethane	100		70-130

Project Name: SALEM DEPOT
Project Number: 52223.00
Lab Number: L2007596
Report Date: 02/27/20

SAMPLE RESULTS

Lab ID: L2007596-13 D
Client ID: SB-16 (0-6)
Sample Location: SALEM, NH

Date Collected: 02/19/20 14:00
Date Received: 02/20/20
Field Prep: Not Specified

Sample Depth:
Matrix: Soil
Analytical Method: 1,8260C
Analytical Date: 02/24/20 09:12
Analyst: JC
Percent Solids: 75%

Parameter	Result	Qualifier	Units	RL	MDL	Dilution Factor
Volatile Organics by EPA 5035 High - Westborough Lab						
Methylene chloride	ND		ug/kg	3700	--	10
1,1-Dichloroethane	ND		ug/kg	740	--	10
Chloroform	ND		ug/kg	1100	--	10
Carbon tetrachloride	ND		ug/kg	740	--	10
1,2-Dichloropropane	ND		ug/kg	740	--	10
Dibromochloromethane	ND		ug/kg	740	--	10
1,1,2-Trichloroethane	ND		ug/kg	740	--	10
Tetrachloroethene	ND		ug/kg	370	--	10
Chlorobenzene	ND		ug/kg	370	--	10
Trichlorofluoromethane	ND		ug/kg	2900	--	10
1,2-Dichloroethane	ND		ug/kg	740	--	10
1,1,1-Trichloroethane	ND		ug/kg	370	--	10
Bromodichloromethane	ND		ug/kg	370	--	10
trans-1,3-Dichloropropene	ND		ug/kg	740	--	10
cis-1,3-Dichloropropene	ND		ug/kg	370	--	10
1,3-Dichloropropene, Total	ND		ug/kg	370	--	10
1,1-Dichloropropene	ND		ug/kg	370	--	10
Bromoform	ND		ug/kg	2900	--	10
1,1,2,2-Tetrachloroethane	ND		ug/kg	370	--	10
Benzene	410		ug/kg	370	--	10
Toluene	3300		ug/kg	740	--	10
Ethylbenzene	39000		ug/kg	740	--	10
Chloromethane	ND		ug/kg	2900	--	10
Bromomethane	ND		ug/kg	1500	--	10
Vinyl chloride	ND		ug/kg	740	--	10
Chloroethane	ND		ug/kg	1500	--	10
1,1-Dichloroethene	ND		ug/kg	740	--	10
trans-1,2-Dichloroethene	ND		ug/kg	1100	--	10

Project Name: SALEM DEPOT **Lab Number:** L2007596

Project Number: 52223.00 **Report Date:** 02/27/20

SAMPLE RESULTS

Lab ID: L2007596-13 D Date Collected: 02/19/20 14:00

Client ID: SB-16 (0-6) Date Received: 02/20/20

Sample Location: SALEM, NH Field Prep: Not Specified

Sample Depth:

Parameter	Result	Qualifier	Units	RL	MDL	Dilution Factor
Volatile Organics by EPA 5035 High - Westborough Lab						
Trichloroethene	ND		ug/kg	370	--	10
1,2-Dichlorobenzene	ND		ug/kg	1500	--	10
1,3-Dichlorobenzene	ND		ug/kg	1500	--	10
1,4-Dichlorobenzene	ND		ug/kg	1500	--	10
Methyl tert butyl ether	ND		ug/kg	1500	--	10
p/m-Xylene	130000		ug/kg	1500	--	10
o-Xylene	36000		ug/kg	740	--	10
Xylenes, Total	170000		ug/kg	740	--	10
cis-1,2-Dichloroethene	ND		ug/kg	740	--	10
1,2-Dichloroethene, Total	ND		ug/kg	740	--	10
Dibromomethane	ND		ug/kg	1500	--	10
1,2,3-Trichloropropane	ND		ug/kg	1500	--	10
Styrene	ND		ug/kg	740	--	10
Dichlorodifluoromethane	ND		ug/kg	7400	--	10
Acetone	ND		ug/kg	7400	--	10
Carbon disulfide	ND		ug/kg	7400	--	10
2-Butanone	ND		ug/kg	7400	--	10
4-Methyl-2-pentanone	ND		ug/kg	7400	--	10
2-Hexanone	ND		ug/kg	7400	--	10
Bromochloromethane	ND		ug/kg	1500	--	10
Tetrahydrofuran	ND		ug/kg	2900	--	10
2,2-Dichloropropane	ND		ug/kg	1500	--	10
1,2-Dibromoethane	ND		ug/kg	740	--	10
1,1,1,2-Tetrachloroethane	ND		ug/kg	370	--	10
Bromobenzene	ND		ug/kg	1500	--	10
n-Butylbenzene	9600		ug/kg	740	--	10
sec-Butylbenzene	4500		ug/kg	740	--	10
tert-Butylbenzene	ND		ug/kg	1500	--	10
1,3,5-Trichlorobenzene	ND		ug/kg	1500	--	10
o-Chlorotoluene	ND		ug/kg	1500	--	10
p-Chlorotoluene	ND		ug/kg	1500	--	10
1,2-Dibromo-3-chloropropane	ND		ug/kg	2200	--	10
Hexachlorobutadiene	ND		ug/kg	2900	--	10
Isopropylbenzene	8200		ug/kg	740	--	10
p-Isopropyltoluene	2200		ug/kg	740	--	10
Naphthalene	16000		ug/kg	2900	--	10
n-Propylbenzene	31000		ug/kg	740	--	10

Project Name: SALEM DEPOT **Lab Number:** L2007596

Project Number: 52223.00 **Report Date:** 02/27/20

SAMPLE RESULTS

Lab ID: L2007596-13 D Date Collected: 02/19/20 14:00

Client ID: SB-16 (0-6) Date Received: 02/20/20

Sample Location: SALEM, NH Field Prep: Not Specified

Sample Depth:

Parameter	Result	Qualifier	Units	RL	MDL	Dilution Factor
Volatile Organics by EPA 5035 High - Westborough Lab						
1,2,3-Trichlorobenzene	ND		ug/kg	1500	--	10
1,2,4-Trichlorobenzene	ND		ug/kg	1500	--	10
1,3,5-Trimethylbenzene	55000		ug/kg	1500	--	10
1,2,4-Trimethylbenzene	170000		ug/kg	1500	--	10
Ethyl ether	ND		ug/kg	1500	--	10
Isopropyl Ether	ND		ug/kg	1500	--	10
Tert-Butyl Alcohol	ND		ug/kg	15000	--	10
Ethyl-Tert-Butyl-Ether	ND		ug/kg	1500	--	10
Tertiary-Amyl Methyl Ether	ND		ug/kg	1500	--	10
1,4-Dioxane	ND		ug/kg	59000	--	10

Surrogate	% Recovery	Qualifier	Acceptance Criteria
1,2-Dichloroethane-d4	99		70-130
Toluene-d8	91		70-130
4-Bromofluorobenzene	97		70-130
Dibromofluoromethane	100		70-130

Project Name: SALEM DEPOT
Project Number: 52223.00
Lab Number: L2007596
Report Date: 02/27/20

SAMPLE RESULTS

Lab ID: L2007596-14 D
Client ID: SB-17 (0-6)
Sample Location: SALEM, NH

Date Collected: 02/19/20 15:30
Date Received: 02/20/20
Field Prep: Not Specified

Sample Depth:
Matrix: Soil
Analytical Method: 1,8260C
Analytical Date: 02/24/20 09:41
Analyst: JC
Percent Solids: 75%

Parameter	Result	Qualifier	Units	RL	MDL	Dilution Factor
Volatile Organics by EPA 5035 High - Westborough Lab						
Methylene chloride	ND		ug/kg	3800	--	10
1,1-Dichloroethane	ND		ug/kg	750	--	10
Chloroform	ND		ug/kg	1100	--	10
Carbon tetrachloride	ND		ug/kg	750	--	10
1,2-Dichloropropane	ND		ug/kg	750	--	10
Dibromochloromethane	ND		ug/kg	750	--	10
1,1,2-Trichloroethane	ND		ug/kg	750	--	10
Tetrachloroethene	ND		ug/kg	380	--	10
Chlorobenzene	ND		ug/kg	380	--	10
Trichlorofluoromethane	ND		ug/kg	3000	--	10
1,2-Dichloroethane	ND		ug/kg	750	--	10
1,1,1-Trichloroethane	ND		ug/kg	380	--	10
Bromodichloromethane	ND		ug/kg	380	--	10
trans-1,3-Dichloropropene	ND		ug/kg	750	--	10
cis-1,3-Dichloropropene	ND		ug/kg	380	--	10
1,3-Dichloropropene, Total	ND		ug/kg	380	--	10
1,1-Dichloropropene	ND		ug/kg	380	--	10
Bromoform	ND		ug/kg	3000	--	10
1,1,2,2-Tetrachloroethane	ND		ug/kg	380	--	10
Benzene	610		ug/kg	380	--	10
Toluene	58000		ug/kg	750	--	10
Ethylbenzene	51000		ug/kg	750	--	10
Chloromethane	ND		ug/kg	3000	--	10
Bromomethane	ND		ug/kg	1500	--	10
Vinyl chloride	ND		ug/kg	750	--	10
Chloroethane	ND		ug/kg	1500	--	10
1,1-Dichloroethene	ND		ug/kg	750	--	10
trans-1,2-Dichloroethene	ND		ug/kg	1100	--	10

Project Name: SALEM DEPOT **Lab Number:** L2007596

Project Number: 52223.00 **Report Date:** 02/27/20

SAMPLE RESULTS

Lab ID: L2007596-14 D Date Collected: 02/19/20 15:30

Client ID: SB-17 (0-6) Date Received: 02/20/20

Sample Location: SALEM, NH Field Prep: Not Specified

Sample Depth:

Parameter	Result	Qualifier	Units	RL	MDL	Dilution Factor
Volatile Organics by EPA 5035 High - Westborough Lab						
Trichloroethene	ND		ug/kg	380	--	10
1,2-Dichlorobenzene	ND		ug/kg	1500	--	10
1,3-Dichlorobenzene	ND		ug/kg	1500	--	10
1,4-Dichlorobenzene	ND		ug/kg	1500	--	10
Methyl tert butyl ether	ND		ug/kg	1500	--	10
p/m-Xylene	200000		ug/kg	1500	--	10
o-Xylene	75000		ug/kg	750	--	10
Xylenes, Total	280000		ug/kg	750	--	10
cis-1,2-Dichloroethene	ND		ug/kg	750	--	10
1,2-Dichloroethene, Total	ND		ug/kg	750	--	10
Dibromomethane	ND		ug/kg	1500	--	10
1,2,3-Trichloropropane	ND		ug/kg	1500	--	10
Styrene	ND		ug/kg	750	--	10
Dichlorodifluoromethane	ND		ug/kg	7500	--	10
Acetone	ND		ug/kg	7500	--	10
Carbon disulfide	ND		ug/kg	7500	--	10
2-Butanone	ND		ug/kg	7500	--	10
4-Methyl-2-pentanone	ND		ug/kg	7500	--	10
2-Hexanone	ND		ug/kg	7500	--	10
Bromochloromethane	ND		ug/kg	1500	--	10
Tetrahydrofuran	ND		ug/kg	3000	--	10
2,2-Dichloropropane	ND		ug/kg	1500	--	10
1,2-Dibromoethane	ND		ug/kg	750	--	10
1,1,1,2-Tetrachloroethane	ND		ug/kg	380	--	10
Bromobenzene	ND		ug/kg	1500	--	10
n-Butylbenzene	6100		ug/kg	750	--	10
sec-Butylbenzene	2500		ug/kg	750	--	10
tert-Butylbenzene	ND		ug/kg	1500	--	10
1,3,5-Trichlorobenzene	ND		ug/kg	1500	--	10
o-Chlorotoluene	ND		ug/kg	1500	--	10
p-Chlorotoluene	ND		ug/kg	1500	--	10
1,2-Dibromo-3-chloropropane	ND		ug/kg	2300	--	10
Hexachlorobutadiene	ND		ug/kg	3000	--	10
Isopropylbenzene	5400		ug/kg	750	--	10
p-Isopropyltoluene	1300		ug/kg	750	--	10
Naphthalene	24000		ug/kg	3000	--	10
n-Propylbenzene	22000		ug/kg	750	--	10

Project Name: SALEM DEPOT **Lab Number:** L2007596

Project Number: 52223.00 **Report Date:** 02/27/20

SAMPLE RESULTS

Lab ID: L2007596-14 D Date Collected: 02/19/20 15:30

Client ID: SB-17 (0-6) Date Received: 02/20/20

Sample Location: SALEM, NH Field Prep: Not Specified

Sample Depth:

Parameter	Result	Qualifier	Units	RL	MDL	Dilution Factor
Volatile Organics by EPA 5035 High - Westborough Lab						
1,2,3-Trichlorobenzene	ND		ug/kg	1500	--	10
1,2,4-Trichlorobenzene	ND		ug/kg	1500	--	10
1,3,5-Trimethylbenzene	44000		ug/kg	1500	--	10
1,2,4-Trimethylbenzene	150000		ug/kg	1500	--	10
Ethyl ether	ND		ug/kg	1500	--	10
Isopropyl Ether	ND		ug/kg	1500	--	10
Tert-Butyl Alcohol	ND		ug/kg	15000	--	10
Ethyl-Tert-Butyl-Ether	ND		ug/kg	1500	--	10
Tertiary-Amyl Methyl Ether	ND		ug/kg	1500	--	10
1,4-Dioxane	ND		ug/kg	60000	--	10

Surrogate	% Recovery	Qualifier	Acceptance Criteria
1,2-Dichloroethane-d4	98		70-130
Toluene-d8	90		70-130
4-Bromofluorobenzene	101		70-130
Dibromofluoromethane	98		70-130

Project Name: SALEM DEPOT
Project Number: 52223.00

Lab Number: L2007596
Report Date: 02/27/20

Method Blank Analysis
Batch Quality Control

Analytical Method: 1,8260C
Analytical Date: 02/22/20 09:24
Analyst: MKS

Parameter	Result	Qualifier	Units	RL	MDL
Volatile Organics by EPA 5035 High - Westborough Lab for sample(s): 11 Batch: WG1343624-5					
Methylene chloride	ND		ug/kg	250	--
1,1-Dichloroethane	ND		ug/kg	50	--
Chloroform	ND		ug/kg	75	--
Carbon tetrachloride	ND		ug/kg	50	--
1,2-Dichloropropane	ND		ug/kg	50	--
Dibromochloromethane	ND		ug/kg	50	--
1,1,2-Trichloroethane	ND		ug/kg	50	--
Tetrachloroethene	ND		ug/kg	25	--
Chlorobenzene	ND		ug/kg	25	--
Trichlorofluoromethane	ND		ug/kg	200	--
1,2-Dichloroethane	ND		ug/kg	50	--
1,1,1-Trichloroethane	ND		ug/kg	25	--
Bromodichloromethane	ND		ug/kg	25	--
trans-1,3-Dichloropropene	ND		ug/kg	50	--
cis-1,3-Dichloropropene	ND		ug/kg	25	--
1,3-Dichloropropene, Total	ND		ug/kg	25	--
1,1-Dichloropropene	ND		ug/kg	25	--
Bromoform	ND		ug/kg	200	--
1,1,2,2-Tetrachloroethane	ND		ug/kg	25	--
Benzene	ND		ug/kg	25	--
Toluene	ND		ug/kg	50	--
Ethylbenzene	ND		ug/kg	50	--
Chloromethane	ND		ug/kg	200	--
Bromomethane	ND		ug/kg	100	--
Vinyl chloride	ND		ug/kg	50	--
Chloroethane	ND		ug/kg	100	--
1,1-Dichloroethene	ND		ug/kg	50	--
trans-1,2-Dichloroethene	ND		ug/kg	75	--
Trichloroethene	ND		ug/kg	25	--

Project Name: SALEM DEPOT
Project Number: 52223.00

Lab Number: L2007596
Report Date: 02/27/20

Method Blank Analysis
Batch Quality Control

Analytical Method: 1,8260C
Analytical Date: 02/22/20 09:24
Analyst: MKS

Parameter	Result	Qualifier	Units	RL	MDL
Volatile Organics by EPA 5035 High - Westborough Lab for sample(s): 11 Batch: WG1343624-5					
1,2-Dichlorobenzene	ND		ug/kg	100	--
1,3-Dichlorobenzene	ND		ug/kg	100	--
1,4-Dichlorobenzene	ND		ug/kg	100	--
Methyl tert butyl ether	ND		ug/kg	100	--
p/m-Xylene	ND		ug/kg	100	--
o-Xylene	ND		ug/kg	50	--
Xylenes, Total	ND		ug/kg	50	--
cis-1,2-Dichloroethene	ND		ug/kg	50	--
1,2-Dichloroethene, Total	ND		ug/kg	50	--
Dibromomethane	ND		ug/kg	100	--
1,2,3-Trichloropropane	ND		ug/kg	100	--
Styrene	ND		ug/kg	50	--
Dichlorodifluoromethane	ND		ug/kg	500	--
Acetone	ND		ug/kg	500	--
Carbon disulfide	ND		ug/kg	500	--
2-Butanone	ND		ug/kg	500	--
4-Methyl-2-pentanone	ND		ug/kg	500	--
2-Hexanone	ND		ug/kg	500	--
Bromochloromethane	ND		ug/kg	100	--
Tetrahydrofuran	ND		ug/kg	200	--
2,2-Dichloropropane	ND		ug/kg	100	--
1,2-Dibromoethane	ND		ug/kg	50	--
1,1,1,2-Tetrachloroethane	ND		ug/kg	25	--
Bromobenzene	ND		ug/kg	100	--
n-Butylbenzene	ND		ug/kg	50	--
sec-Butylbenzene	ND		ug/kg	50	--
tert-Butylbenzene	ND		ug/kg	100	--
1,3,5-Trichlorobenzene	ND		ug/kg	100	--
o-Chlorotoluene	ND		ug/kg	100	--

Project Name: SALEM DEPOT
Project Number: 52223.00

Lab Number: L2007596
Report Date: 02/27/20

Method Blank Analysis
Batch Quality Control

Analytical Method: 1,8260C
Analytical Date: 02/22/20 09:24
Analyst: MKS

Parameter	Result	Qualifier	Units	RL	MDL
Volatile Organics by EPA 5035 High - Westborough Lab for sample(s): 11 Batch: WG1343624-5					
p-Chlorotoluene	ND		ug/kg	100	--
1,2-Dibromo-3-chloropropane	ND		ug/kg	150	--
Hexachlorobutadiene	ND		ug/kg	200	--
Isopropylbenzene	ND		ug/kg	50	--
p-Isopropyltoluene	ND		ug/kg	50	--
Naphthalene	ND		ug/kg	200	--
n-Propylbenzene	ND		ug/kg	50	--
1,2,3-Trichlorobenzene	ND		ug/kg	100	--
1,2,4-Trichlorobenzene	ND		ug/kg	100	--
1,3,5-Trimethylbenzene	ND		ug/kg	100	--
1,2,4-Trimethylbenzene	ND		ug/kg	100	--
Ethyl ether	ND		ug/kg	100	--
Isopropyl Ether	ND		ug/kg	100	--
Tert-Butyl Alcohol	ND		ug/kg	1000	--
Ethyl-Tert-Butyl-Ether	ND		ug/kg	100	--
Tertiary-Amyl Methyl Ether	ND		ug/kg	100	--
1,4-Dioxane	ND		ug/kg	4000	--

Surrogate	%Recovery	Qualifier	Acceptance Criteria
1,2-Dichloroethane-d4	95		70-130
Toluene-d8	90		70-130
4-Bromofluorobenzene	95		70-130
Dibromofluoromethane	97		70-130

Project Name: SALEM DEPOT **Lab Number:** L2007596

Project Number: 52223.00 **Report Date:** 02/27/20

Method Blank Analysis
Batch Quality Control

Analytical Method: 1,8260C
Analytical Date: 02/21/20 15:45
Analyst: MKS

Parameter	Result	Qualifier	Units	RL	MDL
Volatile Organics by EPA 5035 Low - Westborough Lab for sample(s): 01-03,05,07-09 Batch: WG1343628-5					
Methylene chloride	ND		ug/kg	5.0	--
1,1-Dichloroethane	ND		ug/kg	1.0	--
Chloroform	ND		ug/kg	1.5	--
Carbon tetrachloride	ND		ug/kg	1.0	--
1,2-Dichloropropane	ND		ug/kg	1.0	--
Dibromochloromethane	ND		ug/kg	1.0	--
1,1,2-Trichloroethane	ND		ug/kg	1.0	--
Tetrachloroethene	ND		ug/kg	0.50	--
Chlorobenzene	ND		ug/kg	0.50	--
Trichlorofluoromethane	ND		ug/kg	4.0	--
1,2-Dichloroethane	ND		ug/kg	1.0	--
1,1,1-Trichloroethane	ND		ug/kg	0.50	--
Bromodichloromethane	ND		ug/kg	0.50	--
trans-1,3-Dichloropropene	ND		ug/kg	1.0	--
cis-1,3-Dichloropropene	ND		ug/kg	0.50	--
1,3-Dichloropropene, Total	ND		ug/kg	0.50	--
1,1-Dichloropropene	ND		ug/kg	0.50	--
Bromoform	ND		ug/kg	4.0	--
1,1,2,2-Tetrachloroethane	ND		ug/kg	0.50	--
Benzene	ND		ug/kg	0.50	--
Toluene	ND		ug/kg	1.0	--
Ethylbenzene	ND		ug/kg	1.0	--
Chloromethane	ND		ug/kg	4.0	--
Bromomethane	ND		ug/kg	2.0	--
Vinyl chloride	ND		ug/kg	1.0	--
Chloroethane	ND		ug/kg	2.0	--
1,1-Dichloroethene	ND		ug/kg	1.0	--
trans-1,2-Dichloroethene	ND		ug/kg	1.5	--
Trichloroethene	ND		ug/kg	0.50	--

Project Name: SALEM DEPOT
Project Number: 52223.00

Lab Number: L2007596
Report Date: 02/27/20

Method Blank Analysis
Batch Quality Control

Analytical Method: 1,8260C
Analytical Date: 02/21/20 15:45
Analyst: MKS

Parameter	Result	Qualifier	Units	RL	MDL
Volatile Organics by EPA 5035 Low - Westborough Lab for sample(s): 01-03,05,07-09 Batch: WG1343628-5					
1,2-Dichlorobenzene	ND		ug/kg	2.0	--
1,3-Dichlorobenzene	ND		ug/kg	2.0	--
1,4-Dichlorobenzene	ND		ug/kg	2.0	--
Methyl tert butyl ether	ND		ug/kg	2.0	--
p/m-Xylene	ND		ug/kg	2.0	--
o-Xylene	ND		ug/kg	1.0	--
Xylenes, Total	ND		ug/kg	1.0	--
cis-1,2-Dichloroethene	ND		ug/kg	1.0	--
1,2-Dichloroethene, Total	ND		ug/kg	1.0	--
Dibromomethane	ND		ug/kg	2.0	--
1,2,3-Trichloropropane	ND		ug/kg	2.0	--
Styrene	ND		ug/kg	1.0	--
Dichlorodifluoromethane	ND		ug/kg	10	--
Acetone	ND		ug/kg	25	--
Carbon disulfide	ND		ug/kg	10	--
2-Butanone	ND		ug/kg	10	--
4-Methyl-2-pentanone	ND		ug/kg	10	--
2-Hexanone	ND		ug/kg	10	--
Bromochloromethane	ND		ug/kg	2.0	--
Tetrahydrofuran	ND		ug/kg	4.0	--
2,2-Dichloropropane	ND		ug/kg	2.0	--
1,2-Dibromoethane	ND		ug/kg	1.0	--
1,1,1,2-Tetrachloroethane	ND		ug/kg	0.50	--
Bromobenzene	ND		ug/kg	2.0	--
n-Butylbenzene	ND		ug/kg	1.0	--
sec-Butylbenzene	ND		ug/kg	1.0	--
tert-Butylbenzene	ND		ug/kg	2.0	--
1,3,5-Trichlorobenzene	ND		ug/kg	2.0	--
o-Chlorotoluene	ND		ug/kg	2.0	--

Project Name: SALEM DEPOT
Project Number: 52223.00

Lab Number: L2007596
Report Date: 02/27/20

Method Blank Analysis
Batch Quality Control

Analytical Method: 1,8260C
Analytical Date: 02/21/20 15:45
Analyst: MKS

Parameter	Result	Qualifier	Units	RL	MDL
Volatile Organics by EPA 5035 Low - Westborough Lab for sample(s): 01-03,05,07-09 Batch: WG1343628-5					
p-Chlorotoluene	ND		ug/kg	2.0	--
1,2-Dibromo-3-chloropropane	ND		ug/kg	3.0	--
Hexachlorobutadiene	ND		ug/kg	4.0	--
Isopropylbenzene	ND		ug/kg	1.0	--
p-Isopropyltoluene	ND		ug/kg	1.0	--
Naphthalene	ND		ug/kg	4.0	--
n-Propylbenzene	ND		ug/kg	1.0	--
1,2,3-Trichlorobenzene	ND		ug/kg	2.0	--
1,2,4-Trichlorobenzene	ND		ug/kg	2.0	--
1,3,5-Trimethylbenzene	ND		ug/kg	2.0	--
1,2,4-Trimethylbenzene	ND		ug/kg	2.0	--
Ethyl ether	ND		ug/kg	2.0	--
Isopropyl Ether	ND		ug/kg	2.0	--
Tert-Butyl Alcohol	ND		ug/kg	20	--
Ethyl-Tert-Butyl-Ether	ND		ug/kg	2.0	--
Tertiary-Amyl Methyl Ether	ND		ug/kg	2.0	--
1,4-Dioxane	ND		ug/kg	80	--

Surrogate	%Recovery	Qualifier	Acceptance Criteria
1,2-Dichloroethane-d4	106		70-130
Toluene-d8	85		70-130
4-Bromofluorobenzene	88		70-130
Dibromofluoromethane	101		70-130

Project Name: SALEM DEPOT
Project Number: 52223.00

Lab Number: L2007596
Report Date: 02/27/20

Method Blank Analysis
Batch Quality Control

Analytical Method: 1,8260C
Analytical Date: 02/24/20 07:10
Analyst: MV

Parameter	Result	Qualifier	Units	RL	MDL
Volatile Organics by EPA 5035 Low - Westborough Lab for sample(s): 04 Batch: WG1343842-5					
Methylene chloride	ND		ug/kg	5.0	--
1,1-Dichloroethane	ND		ug/kg	1.0	--
Chloroform	ND		ug/kg	1.5	--
Carbon tetrachloride	ND		ug/kg	1.0	--
1,2-Dichloropropane	ND		ug/kg	1.0	--
Dibromochloromethane	ND		ug/kg	1.0	--
1,1,2-Trichloroethane	ND		ug/kg	1.0	--
Tetrachloroethene	ND		ug/kg	0.50	--
Chlorobenzene	ND		ug/kg	0.50	--
Trichlorofluoromethane	ND		ug/kg	4.0	--
1,2-Dichloroethane	ND		ug/kg	1.0	--
1,1,1-Trichloroethane	ND		ug/kg	0.50	--
Bromodichloromethane	ND		ug/kg	0.50	--
trans-1,3-Dichloropropene	ND		ug/kg	1.0	--
cis-1,3-Dichloropropene	ND		ug/kg	0.50	--
1,3-Dichloropropene, Total	ND		ug/kg	0.50	--
1,1-Dichloropropene	ND		ug/kg	0.50	--
Bromoform	ND		ug/kg	4.0	--
1,1,2,2-Tetrachloroethane	ND		ug/kg	0.50	--
Benzene	ND		ug/kg	0.50	--
Toluene	ND		ug/kg	1.0	--
Ethylbenzene	ND		ug/kg	1.0	--
Chloromethane	ND		ug/kg	4.0	--
Bromomethane	ND		ug/kg	2.0	--
Vinyl chloride	ND		ug/kg	1.0	--
Chloroethane	ND		ug/kg	2.0	--
1,1-Dichloroethene	ND		ug/kg	1.0	--
trans-1,2-Dichloroethene	ND		ug/kg	1.5	--
Trichloroethene	ND		ug/kg	0.50	--

Project Name: SALEM DEPOT
Project Number: 52223.00

Lab Number: L2007596
Report Date: 02/27/20

Method Blank Analysis
Batch Quality Control

Analytical Method: 1,8260C
Analytical Date: 02/24/20 07:10
Analyst: MV

Parameter	Result	Qualifier	Units	RL	MDL
Volatile Organics by EPA 5035 Low - Westborough Lab for sample(s): 04 Batch: WG1343842-5					
1,2-Dichlorobenzene	ND		ug/kg	2.0	--
1,3-Dichlorobenzene	ND		ug/kg	2.0	--
1,4-Dichlorobenzene	ND		ug/kg	2.0	--
Methyl tert butyl ether	ND		ug/kg	2.0	--
p/m-Xylene	ND		ug/kg	2.0	--
o-Xylene	ND		ug/kg	1.0	--
Xylenes, Total	ND		ug/kg	1.0	--
cis-1,2-Dichloroethene	ND		ug/kg	1.0	--
1,2-Dichloroethene, Total	ND		ug/kg	1.0	--
Dibromomethane	ND		ug/kg	2.0	--
1,2,3-Trichloropropane	ND		ug/kg	2.0	--
Styrene	ND		ug/kg	1.0	--
Dichlorodifluoromethane	ND		ug/kg	10	--
Acetone	ND		ug/kg	25	--
Carbon disulfide	ND		ug/kg	10	--
2-Butanone	ND		ug/kg	10	--
4-Methyl-2-pentanone	ND		ug/kg	10	--
2-Hexanone	ND		ug/kg	10	--
Bromochloromethane	ND		ug/kg	2.0	--
Tetrahydrofuran	ND		ug/kg	4.0	--
2,2-Dichloropropane	ND		ug/kg	2.0	--
1,2-Dibromoethane	ND		ug/kg	1.0	--
1,1,1,2-Tetrachloroethane	ND		ug/kg	0.50	--
Bromobenzene	ND		ug/kg	2.0	--
n-Butylbenzene	ND		ug/kg	1.0	--
sec-Butylbenzene	ND		ug/kg	1.0	--
tert-Butylbenzene	ND		ug/kg	2.0	--
1,3,5-Trichlorobenzene	ND		ug/kg	2.0	--
o-Chlorotoluene	ND		ug/kg	2.0	--

Project Name: SALEM DEPOT
Project Number: 52223.00

Lab Number: L2007596
Report Date: 02/27/20

Method Blank Analysis
Batch Quality Control

Analytical Method: 1,8260C
Analytical Date: 02/24/20 07:10
Analyst: MV

Parameter	Result	Qualifier	Units	RL	MDL
Volatile Organics by EPA 5035 Low - Westborough Lab for sample(s): 04 Batch: WG1343842-5					
p-Chlorotoluene	ND		ug/kg	2.0	--
1,2-Dibromo-3-chloropropane	ND		ug/kg	3.0	--
Hexachlorobutadiene	ND		ug/kg	4.0	--
Isopropylbenzene	ND		ug/kg	1.0	--
p-Isopropyltoluene	ND		ug/kg	1.0	--
Naphthalene	ND		ug/kg	4.0	--
n-Propylbenzene	ND		ug/kg	1.0	--
1,2,3-Trichlorobenzene	ND		ug/kg	2.0	--
1,2,4-Trichlorobenzene	ND		ug/kg	2.0	--
1,3,5-Trimethylbenzene	ND		ug/kg	2.0	--
1,2,4-Trimethylbenzene	ND		ug/kg	2.0	--
Ethyl ether	ND		ug/kg	2.0	--
Isopropyl Ether	ND		ug/kg	2.0	--
Tert-Butyl Alcohol	ND		ug/kg	20	--
Ethyl-Tert-Butyl-Ether	ND		ug/kg	2.0	--
Tertiary-Amyl Methyl Ether	ND		ug/kg	2.0	--
1,4-Dioxane	ND		ug/kg	80	--

Surrogate	%Recovery	Qualifier	Acceptance Criteria
1,2-Dichloroethane-d4	93		70-130
Toluene-d8	89		70-130
4-Bromofluorobenzene	95		70-130
Dibromofluoromethane	99		70-130

Project Name: SALEM DEPOT
Project Number: 52223.00

Lab Number: L2007596
Report Date: 02/27/20

Method Blank Analysis
Batch Quality Control

Analytical Method: 1,8260C
Analytical Date: 02/24/20 07:10
Analyst: MV

Parameter	Result	Qualifier	Units	RL	MDL
Volatile Organics by EPA 5035 High - Westborough Lab for sample(s): 12-14 Batch: WG1343843-5					
Methylene chloride	ND		ug/kg	250	--
1,1-Dichloroethane	ND		ug/kg	50	--
Chloroform	ND		ug/kg	75	--
Carbon tetrachloride	ND		ug/kg	50	--
1,2-Dichloropropane	ND		ug/kg	50	--
Dibromochloromethane	ND		ug/kg	50	--
1,1,2-Trichloroethane	ND		ug/kg	50	--
Tetrachloroethene	ND		ug/kg	25	--
Chlorobenzene	ND		ug/kg	25	--
Trichlorofluoromethane	ND		ug/kg	200	--
1,2-Dichloroethane	ND		ug/kg	50	--
1,1,1-Trichloroethane	ND		ug/kg	25	--
Bromodichloromethane	ND		ug/kg	25	--
trans-1,3-Dichloropropene	ND		ug/kg	50	--
cis-1,3-Dichloropropene	ND		ug/kg	25	--
1,3-Dichloropropene, Total	ND		ug/kg	25	--
1,1-Dichloropropene	ND		ug/kg	25	--
Bromoform	ND		ug/kg	200	--
1,1,2,2-Tetrachloroethane	ND		ug/kg	25	--
Benzene	ND		ug/kg	25	--
Toluene	ND		ug/kg	50	--
Ethylbenzene	ND		ug/kg	50	--
Chloromethane	ND		ug/kg	200	--
Bromomethane	ND		ug/kg	100	--
Vinyl chloride	ND		ug/kg	50	--
Chloroethane	ND		ug/kg	100	--
1,1-Dichloroethene	ND		ug/kg	50	--
trans-1,2-Dichloroethene	ND		ug/kg	75	--
Trichloroethene	ND		ug/kg	25	--

Project Name: SALEM DEPOT
Project Number: 52223.00

Lab Number: L2007596
Report Date: 02/27/20

Method Blank Analysis
Batch Quality Control

Analytical Method: 1,8260C
Analytical Date: 02/24/20 07:10
Analyst: MV

Parameter	Result	Qualifier	Units	RL	MDL
Volatile Organics by EPA 5035 High - Westborough Lab for sample(s): 12-14 Batch: WG1343843-5					
1,2-Dichlorobenzene	ND		ug/kg	100	--
1,3-Dichlorobenzene	ND		ug/kg	100	--
1,4-Dichlorobenzene	ND		ug/kg	100	--
Methyl tert butyl ether	ND		ug/kg	100	--
p/m-Xylene	ND		ug/kg	100	--
o-Xylene	ND		ug/kg	50	--
Xylenes, Total	ND		ug/kg	50	--
cis-1,2-Dichloroethene	ND		ug/kg	50	--
1,2-Dichloroethene, Total	ND		ug/kg	50	--
Dibromomethane	ND		ug/kg	100	--
1,2,3-Trichloropropane	ND		ug/kg	100	--
Styrene	ND		ug/kg	50	--
Dichlorodifluoromethane	ND		ug/kg	500	--
Acetone	ND		ug/kg	500	--
Carbon disulfide	ND		ug/kg	500	--
2-Butanone	ND		ug/kg	500	--
4-Methyl-2-pentanone	ND		ug/kg	500	--
2-Hexanone	ND		ug/kg	500	--
Bromochloromethane	ND		ug/kg	100	--
Tetrahydrofuran	ND		ug/kg	200	--
2,2-Dichloropropane	ND		ug/kg	100	--
1,2-Dibromoethane	ND		ug/kg	50	--
1,1,1,2-Tetrachloroethane	ND		ug/kg	25	--
Bromobenzene	ND		ug/kg	100	--
n-Butylbenzene	ND		ug/kg	50	--
sec-Butylbenzene	ND		ug/kg	50	--
tert-Butylbenzene	ND		ug/kg	100	--
1,3,5-Trichlorobenzene	ND		ug/kg	100	--
o-Chlorotoluene	ND		ug/kg	100	--

Project Name: SALEM DEPOT
Project Number: 52223.00

Lab Number: L2007596
Report Date: 02/27/20

Method Blank Analysis
Batch Quality Control

Analytical Method: 1,8260C
Analytical Date: 02/24/20 07:10
Analyst: MV

Parameter	Result	Qualifier	Units	RL	MDL
Volatile Organics by EPA 5035 High - Westborough Lab for sample(s): 12-14 Batch: WG1343843-5					
p-Chlorotoluene	ND		ug/kg	100	--
1,2-Dibromo-3-chloropropane	ND		ug/kg	150	--
Hexachlorobutadiene	ND		ug/kg	200	--
Isopropylbenzene	ND		ug/kg	50	--
p-Isopropyltoluene	ND		ug/kg	50	--
Naphthalene	ND		ug/kg	200	--
n-Propylbenzene	ND		ug/kg	50	--
1,2,3-Trichlorobenzene	ND		ug/kg	100	--
1,2,4-Trichlorobenzene	ND		ug/kg	100	--
1,3,5-Trimethylbenzene	ND		ug/kg	100	--
1,2,4-Trimethylbenzene	ND		ug/kg	100	--
Ethyl ether	ND		ug/kg	100	--
Isopropyl Ether	ND		ug/kg	100	--
Tert-Butyl Alcohol	ND		ug/kg	1000	--
Ethyl-Tert-Butyl-Ether	ND		ug/kg	100	--
Tertiary-Amyl Methyl Ether	ND		ug/kg	100	--
1,4-Dioxane	ND		ug/kg	4000	--

Surrogate	%Recovery	Qualifier	Acceptance Criteria
1,2-Dichloroethane-d4	93		70-130
Toluene-d8	89		70-130
4-Bromofluorobenzene	95		70-130
Dibromofluoromethane	99		70-130

Project Name: SALEM DEPOT
Project Number: 52223.00

Lab Number: L2007596
Report Date: 02/27/20

Method Blank Analysis
Batch Quality Control

Analytical Method: 1,8260C
Analytical Date: 02/25/20 09:06
Analyst: NLK

Parameter	Result	Qualifier	Units	RL	MDL
Volatile Organics by EPA 5035 Low - Westborough Lab for sample(s): 10 Batch: WG1344235-5					
Methylene chloride	ND		ug/kg	5.0	--
1,1-Dichloroethane	ND		ug/kg	1.0	--
Chloroform	ND		ug/kg	1.5	--
Carbon tetrachloride	ND		ug/kg	1.0	--
1,2-Dichloropropane	ND		ug/kg	1.0	--
Dibromochloromethane	ND		ug/kg	1.0	--
1,1,2-Trichloroethane	ND		ug/kg	1.0	--
Tetrachloroethene	ND		ug/kg	0.50	--
Chlorobenzene	ND		ug/kg	0.50	--
Trichlorofluoromethane	ND		ug/kg	4.0	--
1,2-Dichloroethane	ND		ug/kg	1.0	--
1,1,1-Trichloroethane	ND		ug/kg	0.50	--
Bromodichloromethane	ND		ug/kg	0.50	--
trans-1,3-Dichloropropene	ND		ug/kg	1.0	--
cis-1,3-Dichloropropene	ND		ug/kg	0.50	--
1,3-Dichloropropene, Total	ND		ug/kg	0.50	--
1,1-Dichloropropene	ND		ug/kg	0.50	--
Bromoform	ND		ug/kg	4.0	--
1,1,2,2-Tetrachloroethane	ND		ug/kg	0.50	--
Benzene	ND		ug/kg	0.50	--
Toluene	ND		ug/kg	1.0	--
Ethylbenzene	ND		ug/kg	1.0	--
Chloromethane	ND		ug/kg	4.0	--
Bromomethane	ND		ug/kg	2.0	--
Vinyl chloride	ND		ug/kg	1.0	--
Chloroethane	ND		ug/kg	2.0	--
1,1-Dichloroethene	ND		ug/kg	1.0	--
trans-1,2-Dichloroethene	ND		ug/kg	1.5	--
Trichloroethene	ND		ug/kg	0.50	--

Project Name: SALEM DEPOT
Project Number: 52223.00

Lab Number: L2007596
Report Date: 02/27/20

Method Blank Analysis
Batch Quality Control

Analytical Method: 1,8260C
Analytical Date: 02/25/20 09:06
Analyst: NLK

Parameter	Result	Qualifier	Units	RL	MDL
Volatile Organics by EPA 5035 Low - Westborough Lab for sample(s): 10 Batch: WG1344235-5					
1,2-Dichlorobenzene	ND		ug/kg	2.0	--
1,3-Dichlorobenzene	ND		ug/kg	2.0	--
1,4-Dichlorobenzene	ND		ug/kg	2.0	--
Methyl tert butyl ether	ND		ug/kg	2.0	--
p/m-Xylene	ND		ug/kg	2.0	--
o-Xylene	ND		ug/kg	1.0	--
Xylenes, Total	ND		ug/kg	1.0	--
cis-1,2-Dichloroethene	ND		ug/kg	1.0	--
1,2-Dichloroethene, Total	ND		ug/kg	1.0	--
Dibromomethane	ND		ug/kg	2.0	--
1,2,3-Trichloropropane	ND		ug/kg	2.0	--
Styrene	ND		ug/kg	1.0	--
Dichlorodifluoromethane	ND		ug/kg	10	--
Acetone	ND		ug/kg	25	--
Carbon disulfide	ND		ug/kg	10	--
2-Butanone	ND		ug/kg	10	--
4-Methyl-2-pentanone	ND		ug/kg	10	--
2-Hexanone	ND		ug/kg	10	--
Bromochloromethane	ND		ug/kg	2.0	--
Tetrahydrofuran	ND		ug/kg	4.0	--
2,2-Dichloropropane	ND		ug/kg	2.0	--
1,2-Dibromoethane	ND		ug/kg	1.0	--
1,1,1,2-Tetrachloroethane	ND		ug/kg	0.50	--
Bromobenzene	ND		ug/kg	2.0	--
n-Butylbenzene	ND		ug/kg	1.0	--
sec-Butylbenzene	ND		ug/kg	1.0	--
tert-Butylbenzene	ND		ug/kg	2.0	--
1,3,5-Trichlorobenzene	ND		ug/kg	2.0	--
o-Chlorotoluene	ND		ug/kg	2.0	--

Project Name: SALEM DEPOT
Project Number: 52223.00

Lab Number: L2007596
Report Date: 02/27/20

Method Blank Analysis
Batch Quality Control

Analytical Method: 1,8260C
Analytical Date: 02/25/20 09:06
Analyst: NLK

Parameter	Result	Qualifier	Units	RL	MDL
Volatile Organics by EPA 5035 Low - Westborough Lab for sample(s): 10 Batch: WG1344235-5					
p-Chlorotoluene	ND		ug/kg	2.0	--
1,2-Dibromo-3-chloropropane	ND		ug/kg	3.0	--
Hexachlorobutadiene	ND		ug/kg	4.0	--
Isopropylbenzene	ND		ug/kg	1.0	--
p-Isopropyltoluene	ND		ug/kg	1.0	--
Naphthalene	ND		ug/kg	4.0	--
n-Propylbenzene	ND		ug/kg	1.0	--
1,2,3-Trichlorobenzene	ND		ug/kg	2.0	--
1,2,4-Trichlorobenzene	ND		ug/kg	2.0	--
1,3,5-Trimethylbenzene	ND		ug/kg	2.0	--
1,2,4-Trimethylbenzene	ND		ug/kg	2.0	--
Ethyl ether	ND		ug/kg	2.0	--
Isopropyl Ether	ND		ug/kg	2.0	--
Tert-Butyl Alcohol	ND		ug/kg	20	--
Ethyl-Tert-Butyl-Ether	ND		ug/kg	2.0	--
Tertiary-Amyl Methyl Ether	ND		ug/kg	2.0	--
1,4-Dioxane	ND		ug/kg	80	--

Surrogate	%Recovery	Qualifier	Acceptance Criteria
1,2-Dichloroethane-d4	103		70-130
Toluene-d8	97		70-130
4-Bromofluorobenzene	107		70-130
Dibromofluoromethane	100		70-130

Lab Control Sample Analysis
Batch Quality Control

Project Name: SALEM DEPOT
Project Number: 52223.00
Lab Number: L2007596
Report Date: 02/27/20

Parameter	LCS %Recovery	Qual	LCSD %Recovery	Qual	%Recovery Limits	RPD	Qual	RPD Limits
Volatile Organics by EPA 5035 High - Westborough Lab Associated sample(s): 11 Batch: WG1343624-3 WG1343624-4								
Methylene chloride	104		104		70-130	0		30
1,1-Dichloroethane	108		108		70-130	0		30
Chloroform	103		104		70-130	1		30
Carbon tetrachloride	114		116		70-130	2		30
1,2-Dichloropropane	105		106		70-130	1		30
Dibromochloromethane	82		85		70-130	4		30
1,1,2-Trichloroethane	86		88		70-130	2		30
Tetrachloroethene	90		92		70-130	2		30
Chlorobenzene	86		87		70-130	1		30
Trichlorofluoromethane	117		117		70-139	0		30
1,2-Dichloroethane	99		102		70-130	3		30
1,1,1-Trichloroethane	103		104		70-130	1		30
Bromodichloromethane	99		100		70-130	1		30
trans-1,3-Dichloropropene	89		90		70-130	1		30
cis-1,3-Dichloropropene	102		105		70-130	3		30
1,1-Dichloropropene	108		109		70-130	1		30
Bromoform	81		83		70-130	2		30
1,1,2,2-Tetrachloroethane	78		79		70-130	1		30
Benzene	102		102		70-130	0		30
Toluene	90		90		70-130	0		30
Ethylbenzene	90		92		70-130	2		30
Chloromethane	110		108		52-130	2		30
Bromomethane	130		124		57-147	5		30

Lab Control Sample Analysis
Batch Quality Control

Project Name: SALEM DEPOT
Project Number: 52223.00
Lab Number: L2007596
Report Date: 02/27/20

Parameter	LCS %Recovery	Qual	LCSD %Recovery	Qual	%Recovery Limits	RPD	Qual	RPD Limits
Volatile Organics by EPA 5035 High - Westborough Lab Associated sample(s): 11 Batch: WG1343624-3 WG1343624-4								
Vinyl chloride	113		112		67-130	1		30
Chloroethane	107		107		50-151	0		30
1,1-Dichloroethene	116		115		65-135	1		30
trans-1,2-Dichloroethene	112		111		70-130	1		30
Trichloroethene	103		104		70-130	1		30
1,2-Dichlorobenzene	84		86		70-130	2		30
1,3-Dichlorobenzene	87		87		70-130	0		30
1,4-Dichlorobenzene	85		86		70-130	1		30
Methyl tert butyl ether	103		103		66-130	0		30
p/m-Xylene	88		89		70-130	1		30
o-Xylene	85		86		70-130	1		30
cis-1,2-Dichloroethene	107		108		70-130	1		30
Dibromomethane	103		105		70-130	2		30
1,2,3-Trichloropropane	79		80		68-130	1		30
Styrene	86		87		70-130	1		30
Dichlorodifluoromethane	108		107		30-146	1		30
Acetone	108		107		54-140	1		30
Carbon disulfide	105		105		59-130	0		30
2-Butanone	98		100		70-130	2		30
4-Methyl-2-pentanone	89		91		70-130	2		30
2-Hexanone	78		78		70-130	0		30
Bromochloromethane	105		106		70-130	1		30
Tetrahydrofuran	101		104		66-130	3		30

Lab Control Sample Analysis
Batch Quality Control

Project Name: SALEM DEPOT
Project Number: 52223.00

Lab Number: L2007596
Report Date: 02/27/20

Parameter	LCS %Recovery	Qual	LCSD %Recovery	Qual	%Recovery Limits	RPD	Qual	RPD Limits
Volatile Organics by EPA 5035 High - Westborough Lab Associated sample(s): 11 Batch: WG1343624-3 WG1343624-4								
2,2-Dichloropropane	107		106		70-130	1		30
1,2-Dibromoethane	88		90		70-130	2		30
1,1,1,2-Tetrachloroethane	83		84		70-130	1		30
Bromobenzene	85		85		70-130	0		30
n-Butylbenzene	89		89		70-130	0		30
sec-Butylbenzene	87		88		70-130	1		30
tert-Butylbenzene	87		87		70-130	0		30
1,3,5-Trichlorobenzene	94		94		70-139	0		30
o-Chlorotoluene	86		84		70-130	2		30
p-Chlorotoluene	86		86		70-130	0		30
1,2-Dibromo-3-chloropropane	82		83		68-130	1		30
Hexachlorobutadiene	88		90		67-130	2		30
Isopropylbenzene	87		87		70-130	0		30
p-Isopropyltoluene	88		90		70-130	2		30
Naphthalene	83		85		70-130	2		30
n-Propylbenzene	88		89		70-130	1		30
1,2,3-Trichlorobenzene	87		89		70-130	2		30
1,2,4-Trichlorobenzene	93		94		70-130	1		30
1,3,5-Trimethylbenzene	85		86		70-130	1		30
1,2,4-Trimethylbenzene	86		87		70-130	1		30
Ethyl ether	108		108		67-130	0		30
Isopropyl Ether	104		104		66-130	0		30
Tert-Butyl Alcohol	100		100		70-130	0		30

Lab Control Sample Analysis
Batch Quality Control

Project Name: SALEM DEPOT
Project Number: 52223.00
Lab Number: L2007596
Report Date: 02/27/20

Parameter	LCS %Recovery	Qual	LCSD %Recovery	Qual	%Recovery Limits	RPD	Qual	RPD Limits
Volatile Organics by EPA 5035 High - Westborough Lab Associated sample(s): 11 Batch: WG1343624-3 WG1343624-4								
Ethyl-Tert-Butyl-Ether	103		104		70-130	1		30
Tertiary-Amyl Methyl Ether	101		102		70-130	1		30
1,4-Dioxane	113		116		65-136	3		30

Surrogate	LCS %Recovery	Qual	LCSD %Recovery	Qual	Acceptance Criteria
1,2-Dichloroethane-d4	94		94		70-130
Toluene-d8	90		90		70-130
4-Bromofluorobenzene	98		98		70-130
Dibromofluoromethane	102		101		70-130

Lab Control Sample Analysis
Batch Quality Control

Project Name: SALEM DEPOT
Project Number: 52223.00
Lab Number: L2007596
Report Date: 02/27/20

Parameter	LCS %Recovery	Qual	LCSD %Recovery	Qual	%Recovery Limits	RPD	Qual	RPD Limits
Volatile Organics by EPA 5035 Low - Westborough Lab Associated sample(s): 01-03,05,07-09 Batch: WG1343628-3 WG1343628-4								
Methylene chloride	78		77		70-130	1		30
1,1-Dichloroethane	93		90		70-130	3		30
Chloroform	95		94		70-130	1		30
Carbon tetrachloride	106		100		70-130	6		30
1,2-Dichloropropane	99		100		70-130	1		30
Dibromochloromethane	111		110		70-130	1		30
1,1,2-Trichloroethane	95		94		70-130	1		30
Tetrachloroethene	100		97		70-130	3		30
Chlorobenzene	96		96		70-130	0		30
Trichlorofluoromethane	**64**	Q	**62**	Q	70-139	3		30
1,2-Dichloroethane	107		104		70-130	3		30
1,1,1-Trichloroethane	102		98		70-130	4		30
Bromodichloromethane	108		105		70-130	3		30
trans-1,3-Dichloropropene	90		90		70-130	0		30
cis-1,3-Dichloropropene	97		96		70-130	1		30
1,1-Dichloropropene	97		93		70-130	4		30
Bromoform	96		96		70-130	0		30
1,1,2,2-Tetrachloroethane	88		89		70-130	1		30
Benzene	94		91		70-130	3		30
Toluene	88		88		70-130	0		30
Ethylbenzene	93		92		70-130	1		30
Chloromethane	99		103		52-130	4		30
Bromomethane	**51**	Q	**51**	Q	57-147	0		30

Lab Control Sample Analysis
Batch Quality Control

Project Name: SALEM DEPOT
Project Number: 52223.00
Lab Number: L2007596
Report Date: 02/27/20

Parameter	LCS %Recovery	Qual	LCSD %Recovery	Qual	%Recovery Limits	RPD	Qual	RPD Limits
Volatile Organics by EPA 5035 Low - Westborough Lab Associated sample(s): 01-03,05,07-09 Batch: WG1343628-3 WG1343628-4								
Vinyl chloride	**66**	Q	68		67-130	3		30
Chloroethane	**46**	Q	**45**	Q	50-151	2		30
1,1-Dichloroethene	**62**	Q	**64**	Q	65-135	3		30
trans-1,2-Dichloroethene	85		84		70-130	1		30
Trichloroethene	100		98		70-130	2		30
1,2-Dichlorobenzene	95		95		70-130	0		30
1,3-Dichlorobenzene	95		94		70-130	1		30
1,4-Dichlorobenzene	93		92		70-130	1		30
Methyl tert butyl ether	98		98		66-130	0		30
p/m-Xylene	103		101		70-130	2		30
o-Xylene	104		103		70-130	1		30
cis-1,2-Dichloroethene	93		91		70-130	2		30
Dibromomethane	102		101		70-130	1		30
1,2,3-Trichloropropane	87		87		68-130	0		30
Styrene	93		93		70-130	0		30
Dichlorodifluoromethane	74		73		30-146	1		30
Acetone	102		96		54-140	6		30
Carbon disulfide	59		67		59-130	13		30
2-Butanone	116		112		70-130	4		30
4-Methyl-2-pentanone	102		106		70-130	4		30
2-Hexanone	106		112		70-130	6		30
Bromochloromethane	106		105		70-130	1		30
Tetrahydrofuran	120		122		66-130	2		30

Lab Control Sample Analysis
Batch Quality Control

Project Name: SALEM DEPOT
Project Number: 52223.00
Lab Number: L2007596
Report Date: 02/27/20

Parameter	LCS %Recovery	Qual	LCSD %Recovery	Qual	%Recovery Limits	RPD	Qual	RPD Limits
Volatile Organics by EPA 5035 Low - Westborough Lab Associated sample(s): 01-03,05,07-09 Batch: WG1343628-3 WG1343628-4								
2,2-Dichloropropane	101		97		70-130	4		30
1,2-Dibromoethane	103		104		70-130	1		30
1,1,1,2-Tetrachloroethane	106		105		70-130	1		30
Bromobenzene	90		89		70-130	1		30
n-Butylbenzene	86		85		70-130	1		30
sec-Butylbenzene	88		88		70-130	0		30
tert-Butylbenzene	92		90		70-130	2		30
1,3,5-Trichlorobenzene	102		100		70-139	2		30
o-Chlorotoluene	84		82		70-130	2		30
p-Chlorotoluene	86		84		70-130	2		30
1,2-Dibromo-3-chloropropane	97		100		68-130	3		30
Hexachlorobutadiene	93		92		67-130	1		30
Isopropylbenzene	86		85		70-130	1		30
p-Isopropyltoluene	94		93		70-130	1		30
Naphthalene	103		107		70-130	4		30
n-Propylbenzene	81		80		70-130	1		30
1,2,3-Trichlorobenzene	100		101		70-130	1		30
1,2,4-Trichlorobenzene	100		100		70-130	0		30
1,3,5-Trimethylbenzene	89		88		70-130	1		30
1,2,4-Trimethylbenzene	93		92		70-130	1		30
Ethyl ether	**48**	Q	**49**	Q	67-130	2		30
Isopropyl Ether	101		99		66-130	2		30
Tert-Butyl Alcohol	116		120		70-130	3		30

Lab Control Sample Analysis

Batch Quality Control

Project Name: SALEM DEPOT

Project Number: 52223.00

Lab Number: L2007596

Report Date: 02/27/20

Parameter	LCS %Recovery	Qual	LCSD %Recovery	Qual	%Recovery Limits	RPD	Qual	RPD Limits
Volatile Organics by EPA 5035 Low - Westborough Lab Associated sample(s): 01-03,05,07-09 Batch: WG1343628-3 WG1343628-4								
Ethyl-Tert-Butyl-Ether	101		100		70-130	1		30
Tertiary-Amyl Methyl Ether	105		105		70-130	0		30
1,4-Dioxane	105		110		65-136	5		30

Surrogate	LCS %Recovery	Qual	LCSD %Recovery	Qual	Acceptance Criteria
1,2-Dichloroethane-d4	107		102		70-130
Toluene-d8	88		88		70-130
4-Bromofluorobenzene	84		84		70-130
Dibromofluoromethane	101		97		70-130

Lab Control Sample Analysis
Batch Quality Control

Project Name: SALEM DEPOT
Project Number: 52223.00
Lab Number: L2007596
Report Date: 02/27/20

Parameter	LCS %Recovery	Qual	LCSD %Recovery	Qual	%Recovery Limits	RPD	Qual	RPD Limits
Volatile Organics by EPA 5035 Low - Westborough Lab Associated sample(s): 04 Batch: WG1343842-3 WG1343842-4								
Methylene chloride	105		104		70-130	1		30
1,1-Dichloroethane	114		109		70-130	4		30
Chloroform	108		107		70-130	1		30
Carbon tetrachloride	120		118		70-130	2		30
1,2-Dichloropropane	107		108		70-130	1		30
Dibromochloromethane	84		86		70-130	2		30
1,1,2-Trichloroethane	88		88		70-130	0		30
Tetrachloroethene	95		92		70-130	3		30
Chlorobenzene	88		88		70-130	0		30
Trichlorofluoromethane	124		117		70-139	6		30
1,2-Dichloroethane	102		104		70-130	2		30
1,1,1-Trichloroethane	109		105		70-130	4		30
Bromodichloromethane	102		103		70-130	1		30
trans-1,3-Dichloropropene	90		92		70-130	2		30
cis-1,3-Dichloropropene	106		107		70-130	1		30
1,1-Dichloropropene	114		110		70-130	4		30
Bromoform	83		86		70-130	4		30
1,1,2,2-Tetrachloroethane	78		80		70-130	3		30
Benzene	106		104		70-130	2		30
Toluene	93		91		70-130	2		30
Ethylbenzene	94		92		70-130	2		30
Chloromethane	115		108		52-130	6		30
Bromomethane	134		123		57-147	9		30

Lab Control Sample Analysis
Batch Quality Control

Project Name: SALEM DEPOT
Project Number: 52223.00
Lab Number: L2007596
Report Date: 02/27/20

Parameter	LCS %Recovery	Qual	LCSD %Recovery	Qual	%Recovery Limits	RPD	Qual	RPD Limits
Volatile Organics by EPA 5035 Low - Westborough Lab Associated sample(s): 04 Batch: WG1343842-3 WG1343842-4								
Vinyl chloride	120		112		67-130	7		30
Chloroethane	114		106		50-151	7		30
1,1-Dichloroethene	123		117		65-135	5		30
trans-1,2-Dichloroethene	117		112		70-130	4		30
Trichloroethene	110		106		70-130	4		30
1,2-Dichlorobenzene	85		86		70-130	1		30
1,3-Dichlorobenzene	88		88		70-130	0		30
1,4-Dichlorobenzene	87		86		70-130	1		30
Methyl tert butyl ether	105		106		66-130	1		30
p/m-Xylene	91		89		70-130	2		30
o-Xylene	87		87		70-130	0		30
cis-1,2-Dichloroethene	111		110		70-130	1		30
Dibromomethane	105		107		70-130	2		30
1,2,3-Trichloropropane	80		82		68-130	2		30
Styrene	88		88		70-130	0		30
Dichlorodifluoromethane	111		105		30-146	6		30
Acetone	130		105		54-140	21		30
Carbon disulfide	112		106		59-130	6		30
2-Butanone	104		102		70-130	2		30
4-Methyl-2-pentanone	90		93		70-130	3		30
2-Hexanone	80		78		70-130	3		30
Bromochloromethane	107		109		70-130	2		30
Tetrahydrofuran	103		105		66-130	2		30

Lab Control Sample Analysis
Batch Quality Control

Project Name: SALEM DEPOT
Project Number: 52223.00
Lab Number: L2007596
Report Date: 02/27/20

Parameter	LCS %Recovery	Qual	LCSD %Recovery	Qual	%Recovery Limits	RPD	Qual	RPD Limits
Volatile Organics by EPA 5035 Low - Westborough Lab Associated sample(s): 04 Batch: WG1343842-3 WG1343842-4								
2,2-Dichloropropane	114		108		70-130	5		30
1,2-Dibromoethane	89		91		70-130	2		30
1,1,1,2-Tetrachloroethane	85		86		70-130	1		30
Bromobenzene	86		87		70-130	1		30
n-Butylbenzene	93		91		70-130	2		30
sec-Butylbenzene	91		88		70-130	3		30
tert-Butylbenzene	90		88		70-130	2		30
1,3,5-Trichlorobenzene	96		95		70-139	1		30
o-Chlorotoluene	88		85		70-130	3		30
p-Chlorotoluene	88		86		70-130	2		30
1,2-Dibromo-3-chloropropane	82		86		68-130	5		30
Hexachlorobutadiene	94		93		67-130	1		30
Isopropylbenzene	91		88		70-130	3		30
p-Isopropyltoluene	93		90		70-130	3		30
Naphthalene	84		87		70-130	4		30
n-Propylbenzene	92		89		70-130	3		30
1,2,3-Trichlorobenzene	90		92		70-130	2		30
1,2,4-Trichlorobenzene	95		95		70-130	0		30
1,3,5-Trimethylbenzene	88		87		70-130	1		30
1,2,4-Trimethylbenzene	89		88		70-130	1		30
Ethyl ether	110		111		67-130	1		30
Isopropyl Ether	108		106		66-130	2		30
Tert-Butyl Alcohol	100		103		70-130	3		30

Lab Control Sample Analysis

Batch Quality Control

Project Name: SALEM DEPOT

Project Number: 52223.00

Lab Number: L2007596

Report Date: 02/27/20

Parameter	LCS %Recovery	Qual	LCSD %Recovery	Qual	%Recovery Limits	RPD	Qual	RPD Limits
Volatile Organics by EPA 5035 Low - Westborough Lab Associated sample(s): 04 Batch: WG1343842-3 WG1343842-4								
Ethyl-Tert-Butyl-Ether	106		107		70-130	1		30
Tertiary-Amyl Methyl Ether	102		105		70-130	3		30
1,4-Dioxane	114		120		65-136	5		30

Surrogate	LCS %Recovery	Qual	LCSD %Recovery	Qual	Acceptance Criteria
1,2-Dichloroethane-d4	93		95		70-130
Toluene-d8	90		89		70-130
4-Bromofluorobenzene	97		98		70-130
Dibromofluoromethane	102		101		70-130

Lab Control Sample Analysis
Batch Quality Control

Project Name: SALEM DEPOT
Project Number: 52223.00
Lab Number: L2007596
Report Date: 02/27/20

Parameter	LCS %Recovery	Qual	LCSD %Recovery	Qual	%Recovery Limits	RPD	Qual	RPD Limits
Volatile Organics by EPA 5035 High - Westborough Lab Associated sample(s): 12-14 Batch: WG1343843-3 WG1343843-4								
Methylene chloride	105		104		70-130	1		30
1,1-Dichloroethane	114		109		70-130	4		30
Chloroform	108		107		70-130	1		30
Carbon tetrachloride	120		118		70-130	2		30
1,2-Dichloropropane	107		108		70-130	1		30
Dibromochloromethane	84		86		70-130	2		30
1,1,2-Trichloroethane	88		88		70-130	0		30
Tetrachloroethene	95		92		70-130	3		30
Chlorobenzene	88		88		70-130	0		30
Trichlorofluoromethane	124		117		70-139	6		30
1,2-Dichloroethane	102		104		70-130	2		30
1,1,1-Trichloroethane	109		105		70-130	4		30
Bromodichloromethane	102		103		70-130	1		30
trans-1,3-Dichloropropene	90		92		70-130	2		30
cis-1,3-Dichloropropene	106		107		70-130	1		30
1,1-Dichloropropene	114		110		70-130	4		30
Bromoform	83		86		70-130	4		30
1,1,2,2-Tetrachloroethane	78		80		70-130	3		30
Benzene	106		104		70-130	2		30
Toluene	93		91		70-130	2		30
Ethylbenzene	94		92		70-130	2		30
Chloromethane	115		108		52-130	6		30
Bromomethane	134		123		57-147	9		30

Lab Control Sample Analysis
Batch Quality Control

Project Name: SALEM DEPOT
Project Number: 52223.00
Lab Number: L2007596
Report Date: 02/27/20

Parameter	LCS %Recovery	Qual	LCSD %Recovery	Qual	%Recovery Limits	RPD	Qual	RPD Limits
Volatile Organics by EPA 5035 High - Westborough Lab Associated sample(s): 12-14 Batch: WG1343843-3 WG1343843-4								
Vinyl chloride	120		112		67-130	7		30
Chloroethane	114		106		50-151	7		30
1,1-Dichloroethene	123		117		65-135	5		30
trans-1,2-Dichloroethene	117		112		70-130	4		30
Trichloroethene	110		106		70-130	4		30
1,2-Dichlorobenzene	85		86		70-130	1		30
1,3-Dichlorobenzene	88		88		70-130	0		30
1,4-Dichlorobenzene	87		86		70-130	1		30
Methyl tert butyl ether	105		106		66-130	1		30
p/m-Xylene	91		89		70-130	2		30
o-Xylene	87		87		70-130	0		30
cis-1,2-Dichloroethene	111		110		70-130	1		30
Dibromomethane	105		107		70-130	2		30
1,2,3-Trichloropropane	80		82		68-130	2		30
Styrene	88		88		70-130	0		30
Dichlorodifluoromethane	111		105		30-146	6		30
Acetone	130		105		54-140	21		30
Carbon disulfide	112		106		59-130	6		30
2-Butanone	104		102		70-130	2		30
4-Methyl-2-pentanone	90		93		70-130	3		30
2-Hexanone	80		78		70-130	3		30
Bromochloromethane	107		109		70-130	2		30
Tetrahydrofuran	103		105		66-130	2		30

Lab Control Sample Analysis
Batch Quality Control

Project Name: SALEM DEPOT
Project Number: 52223.00
Lab Number: L2007596
Report Date: 02/27/20

Parameter	LCS %Recovery	Qual	LCSD %Recovery	Qual	%Recovery Limits	RPD	Qual	RPD Limits
Volatile Organics by EPA 5035 High - Westborough Lab Associated sample(s): 12-14 Batch: WG1343843-3 WG1343843-4								
2,2-Dichloropropane	114		108		70-130	5		30
1,2-Dibromoethane	89		91		70-130	2		30
1,1,1,2-Tetrachloroethane	85		86		70-130	1		30
Bromobenzene	86		87		70-130	1		30
n-Butylbenzene	93		91		70-130	2		30
sec-Butylbenzene	91		88		70-130	3		30
tert-Butylbenzene	90		88		70-130	2		30
1,3,5-Trichlorobenzene	96		95		70-139	1		30
o-Chlorotoluene	88		85		70-130	3		30
p-Chlorotoluene	88		86		70-130	2		30
1,2-Dibromo-3-chloropropane	82		86		68-130	5		30
Hexachlorobutadiene	94		93		67-130	1		30
Isopropylbenzene	91		88		70-130	3		30
p-Isopropyltoluene	93		90		70-130	3		30
Naphthalene	84		87		70-130	4		30
n-Propylbenzene	92		89		70-130	3		30
1,2,3-Trichlorobenzene	90		92		70-130	2		30
1,2,4-Trichlorobenzene	95		95		70-130	0		30
1,3,5-Trimethylbenzene	88		87		70-130	1		30
1,2,4-Trimethylbenzene	89		88		70-130	1		30
Ethyl ether	110		111		67-130	1		30
Isopropyl Ether	108		106		66-130	2		30
Tert-Butyl Alcohol	100		103		70-130	3		30

Lab Control Sample Analysis

Batch Quality Control

Project Name: SALEM DEPOT

Project Number: 52223.00

Lab Number: L2007596

Report Date: 02/27/20

Parameter	LCS %Recovery	Qual	LCSD %Recovery	Qual	%Recovery Limits	RPD	Qual	RPD Limits
Volatile Organics by EPA 5035 High - Westborough Lab Associated sample(s): 12-14 Batch: WG1343843-3 WG1343843-4								
Ethyl-Tert-Butyl-Ether	106		107		70-130	1		30
Tertiary-Amyl Methyl Ether	102		105		70-130	3		30
1,4-Dioxane	114		120		65-136	5		30

Surrogate	LCS %Recovery	Qual	LCSD %Recovery	Qual	Acceptance Criteria
1,2-Dichloroethane-d4	93		95		70-130
Toluene-d8	90		89		70-130
4-Bromofluorobenzene	97		98		70-130
Dibromofluoromethane	102		101		70-130

Lab Control Sample Analysis
Batch Quality Control

Project Name: SALEM DEPOT
Project Number: 52223.00
Lab Number: L2007596
Report Date: 02/27/20

Parameter	LCS %Recovery	Qual	LCSD %Recovery	Qual	%Recovery Limits	RPD	Qual	RPD Limits
Volatile Organics by EPA 5035 Low - Westborough Lab Associated sample(s): 10 Batch: WG1344235-3 WG1344235-4								
Methylene chloride	96		96		70-130	0		30
1,1-Dichloroethane	104		100		70-130	4		30
Chloroform	103		101		70-130	2		30
Carbon tetrachloride	98		94		70-130	4		30
1,2-Dichloropropane	104		100		70-130	4		30
Dibromochloromethane	97		93		70-130	4		30
1,1,2-Trichloroethane	97		96		70-130	1		30
Tetrachloroethene	86		83		70-130	4		30
Chlorobenzene	89		86		70-130	3		30
Trichlorofluoromethane	82		76		70-139	8		30
1,2-Dichloroethane	108		104		70-130	4		30
1,1,1-Trichloroethane	104		100		70-130	4		30
Bromodichloromethane	107		103		70-130	4		30
trans-1,3-Dichloropropene	104		101		70-130	3		30
cis-1,3-Dichloropropene	111		106		70-130	5		30
1,1-Dichloropropene	102		98		70-130	4		30
Bromoform	82		78		70-130	5		30
1,1,2,2-Tetrachloroethane	92		88		70-130	4		30
Benzene	102		98		70-130	4		30
Toluene	92		89		70-130	3		30
Ethylbenzene	92		88		70-130	4		30
Chloromethane	111		116		52-130	4		30
Bromomethane	116		107		57-147	8		30

Lab Control Sample Analysis
Batch Quality Control

Project Name: SALEM DEPOT
Project Number: 52223.00
Lab Number: L2007596
Report Date: 02/27/20

Parameter	LCS %Recovery	Qual	LCSD %Recovery	Qual	%Recovery Limits	RPD	Qual	RPD Limits
Volatile Organics by EPA 5035 Low - Westborough Lab Associated sample(s): 10 Batch: WG1344235-3 WG1344235-4								
Vinyl chloride	83		78		67-130	6		30
Chloroethane	82		75		50-151	9		30
1,1-Dichloroethene	97		96		65-135	1		30
trans-1,2-Dichloroethene	98		98		70-130	0		30
Trichloroethene	103		96		70-130	7		30
1,2-Dichlorobenzene	90		88		70-130	2		30
1,3-Dichlorobenzene	91		88		70-130	3		30
1,4-Dichlorobenzene	88		84		70-130	5		30
Methyl tert butyl ether	108		107		66-130	1		30
p/m-Xylene	93		89		70-130	4		30
o-Xylene	93		90		70-130	3		30
cis-1,2-Dichloroethene	105		101		70-130	4		30
Dibromomethane	109		105		70-130	4		30
1,2,3-Trichloropropane	90		90		68-130	0		30
Styrene	98		94		70-130	4		30
Dichlorodifluoromethane	108		133		30-146	21		30
Acetone	118		111		54-140	6		30
Carbon disulfide	94		91		59-130	3		30
2-Butanone	82		79		70-130	4		30
4-Methyl-2-pentanone	95		92		70-130	3		30
2-Hexanone	92		88		70-130	4		30
Bromochloromethane	102		97		70-130	5		30
Tetrahydrofuran	**131**	Q	120		66-130	9		30

Lab Control Sample Analysis
Batch Quality Control

Project Name: SALEM DEPOT
Project Number: 52223.00
Lab Number: L2007596
Report Date: 02/27/20

Parameter	LCS %Recovery	Qual	LCSD %Recovery	Qual	%Recovery Limits	RPD	Qual	RPD Limits
Volatile Organics by EPA 5035 Low - Westborough Lab Associated sample(s): 10 Batch: WG1344235-3 WG1344235-4								
2,2-Dichloropropane	102		98		70-130	4		30
1,2-Dibromoethane	100		97		70-130	3		30
1,1,1,2-Tetrachloroethane	92		90		70-130	2		30
Bromobenzene	87		84		70-130	4		30
n-Butylbenzene	96		91		70-130	5		30
sec-Butylbenzene	88		84		70-130	5		30
tert-Butylbenzene	87		83		70-130	5		30
1,3,5-Trichlorobenzene	92		89		70-139	3		30
o-Chlorotoluene	92		87		70-130	6		30
p-Chlorotoluene	92		88		70-130	4		30
1,2-Dibromo-3-chloropropane	90		87		68-130	3		30
Hexachlorobutadiene	82		80		67-130	2		30
Isopropylbenzene	89		85		70-130	5		30
p-Isopropyltoluene	92		89		70-130	3		30
Naphthalene	95		92		70-130	3		30
n-Propylbenzene	91		87		70-130	4		30
1,2,3-Trichlorobenzene	89		88		70-130	1		30
1,2,4-Trichlorobenzene	93		90		70-130	3		30
1,3,5-Trimethylbenzene	91		87		70-130	4		30
1,2,4-Trimethylbenzene	92		88		70-130	4		30
Ethyl ether	111		107		67-130	4		30
Isopropyl Ether	103		100		66-130	3		30
Tert-Butyl Alcohol	90		87		70-130	3		30

Lab Control Sample Analysis
Batch Quality Control

Project Name: SALEM DEPOT
Project Number: 52223.00
Lab Number: L2007596
Report Date: 02/27/20

Parameter	LCS %Recovery	Qual	LCSD %Recovery	Qual	%Recovery Limits	RPD	Qual	RPD Limits
Volatile Organics by EPA 5035 Low - Westborough Lab Associated sample(s): 10 Batch: WG1344235-3 WG1344235-4								
Ethyl-Tert-Butyl-Ether	106		104		70-130	2		30
Tertiary-Amyl Methyl Ether	107		101		70-130	6		30
1,4-Dioxane	100		100		65-136	0		30

Surrogate	LCS %Recovery	Qual	LCSD %Recovery	Qual	Acceptance Criteria
1,2-Dichloroethane-d4	103		101		70-130
Toluene-d8	94		96		70-130
4-Bromofluorobenzene	104		103		70-130
Dibromofluoromethane	103		104		70-130

SEMIVOLATILES

Project Name: SALEM DEPOT
Project Number: 52223.00

Lab Number: L2007596
Report Date: 02/27/20

SAMPLE RESULTS

Lab ID: L2007596-01
Client ID: SB-1 (0-3)
Sample Location: SALEM, NH

Date Collected: 02/18/20 09:00
Date Received: 02/20/20
Field Prep: Not Specified

Sample Depth:
Matrix: Soil
Analytical Method: 1,8270D
Analytical Date: 02/27/20 03:16
Analyst: EK
Percent Solids: 90%

Extraction Method: EPA 3546
Extraction Date: 02/26/20 14:32

Parameter	Result	Qualifier	Units	RL	MDL	Dilution Factor
Semivolatile Organics by GC/MS - Westborough Lab						
Acenaphthene	ND		ug/kg	140	--	1
Benzidine	ND		ug/kg	590	--	1
1,2,4-Trichlorobenzene	ND		ug/kg	180	--	1
Hexachlorobenzene	ND		ug/kg	110	--	1
Bis(2-chloroethyl)ether	ND		ug/kg	160	--	1
2-Chloronaphthalene	ND		ug/kg	180	--	1
1,2-Dichlorobenzene	ND		ug/kg	180	--	1
1,3-Dichlorobenzene	ND		ug/kg	180	--	1
1,4-Dichlorobenzene	ND		ug/kg	180	--	1
3,3'-Dichlorobenzidine	ND		ug/kg	180	--	1
2,4-Dinitrotoluene	ND		ug/kg	180	--	1
2,6-Dinitrotoluene	ND		ug/kg	180	--	1
Azobenzene	ND		ug/kg	180	--	1
Fluoranthene	270		ug/kg	110	--	1
4-Chlorophenyl phenyl ether	ND		ug/kg	180	--	1
4-Bromophenyl phenyl ether	ND		ug/kg	180	--	1
Bis(2-chloroisopropyl)ether	ND		ug/kg	210	--	1
Bis(2-chloroethoxy)methane	ND		ug/kg	190	--	1
Hexachlorobutadiene	ND		ug/kg	180	--	1
Hexachlorocyclopentadiene	ND		ug/kg	510	--	1
Hexachloroethane	ND		ug/kg	140	--	1
Isophorone	ND		ug/kg	160	--	1
Naphthalene	ND		ug/kg	180	--	1
Nitrobenzene	ND		ug/kg	160	--	1
NDPA/DPA	ND		ug/kg	140	--	1
n-Nitrosodi-n-propylamine	ND		ug/kg	180	--	1
Bis(2-ethylhexyl)phthalate	ND		ug/kg	180	--	1
Butyl benzyl phthalate	ND		ug/kg	180	--	1

Project Name: SALEM DEPOT **Lab Number:** L2007596

Project Number: 52223.00 **Report Date:** 02/27/20

SAMPLE RESULTS

Lab ID: L2007596-01 Date Collected: 02/18/20 09:00

Client ID: SB-1 (0-3) Date Received: 02/20/20

Sample Location: SALEM, NH Field Prep: Not Specified

Sample Depth:

Parameter	Result	Qualifier	Units	RL	MDL	Dilution Factor
Semivolatile Organics by GC/MS - Westborough Lab						
Di-n-butylphthalate	ND		ug/kg	180	--	1
Di-n-octylphthalate	ND		ug/kg	180	--	1
Diethyl phthalate	ND		ug/kg	180	--	1
Dimethyl phthalate	ND		ug/kg	180	--	1
Benzo(a)anthracene	160		ug/kg	110	--	1
Benzo(a)pyrene	180		ug/kg	140	--	1
Benzo(b)fluoranthene	270		ug/kg	110	--	1
Benzo(k)fluoranthene	ND		ug/kg	110	--	1
Chrysene	190		ug/kg	110	--	1
Acenaphthylene	ND		ug/kg	140	--	1
Anthracene	ND		ug/kg	110	--	1
Benzo(ghi)perylene	ND		ug/kg	140	--	1
Fluorene	ND		ug/kg	180	--	1
Phenanthrene	ND		ug/kg	110	--	1
Dibenzo(a,h)anthracene	ND		ug/kg	110	--	1
Indeno(1,2,3-cd)pyrene	140		ug/kg	140	--	1
Pyrene	260		ug/kg	110	--	1
Biphenyl	ND		ug/kg	410	--	1
Aniline	ND		ug/kg	210	--	1
4-Chloroaniline	ND		ug/kg	180	--	1
1-Methylnaphthalene	ND		ug/kg	180	--	1
2-Nitroaniline	ND		ug/kg	180	--	1
3-Nitroaniline	ND		ug/kg	180	--	1
4-Nitroaniline	ND		ug/kg	180	--	1
Dibenzofuran	ND		ug/kg	180	--	1
2-Methylnaphthalene	ND		ug/kg	210	--	1
n-Nitrosodimethylamine	ND		ug/kg	360	--	1
2,4,6-Trichlorophenol	ND		ug/kg	110	--	1
p-Chloro-m-cresol	ND		ug/kg	180	--	1
2-Chlorophenol	ND		ug/kg	180	--	1
2,4-Dichlorophenol	ND		ug/kg	160	--	1
2,4-Dimethylphenol	ND		ug/kg	180	--	1
2-Nitrophenol	ND		ug/kg	390	--	1
4-Nitrophenol	ND		ug/kg	250	--	1
2,4-Dinitrophenol	ND		ug/kg	860	--	1
4,6-Dinitro-o-cresol	ND		ug/kg	460	--	1
Pentachlorophenol	ND		ug/kg	140	--	1

Project Name: SALEM DEPOT
Project Number: 52223.00
Lab Number: L2007596
Report Date: 02/27/20

SAMPLE RESULTS

Lab ID: L2007596-01
Client ID: SB-1 (0-3)
Sample Location: SALEM, NH
Date Collected: 02/18/20 09:00
Date Received: 02/20/20
Field Prep: Not Specified

Sample Depth:

Parameter	Result	Qualifier	Units	RL	MDL	Dilution Factor
Semivolatile Organics by GC/MS - Westborough Lab						
Phenol	ND		ug/kg	180	--	1
2-Methylphenol	ND		ug/kg	180	--	1
3-Methylphenol/4-Methylphenol	ND		ug/kg	260	--	1
2,4,5-Trichlorophenol	ND		ug/kg	180	--	1
Benzoic Acid	ND		ug/kg	580	--	1
Benzyl Alcohol	ND		ug/kg	180	--	1
Carbazole	ND		ug/kg	180	--	1
Pyridine	ND		ug/kg	190	--	1

Surrogate	% Recovery	Qualifier	Acceptance Criteria
2-Fluorophenol	66		25-120
Phenol-d6	67		10-120
Nitrobenzene-d5	60		23-120
2-Fluorobiphenyl	65		30-120
2,4,6-Tribromophenol	74		10-136
4-Terphenyl-d14	68		18-120

Project Name: SALEM DEPOT
Project Number: 52223.00

Lab Number: L2007596
Report Date: 02/27/20

SAMPLE RESULTS

Lab ID: L2007596-02
Client ID: SB-2 (0-3)
Sample Location: SALEM, NH

Date Collected: 02/18/20 09:30
Date Received: 02/20/20
Field Prep: Not Specified

Sample Depth:
Matrix: Soil
Analytical Method: 1,8270D
Analytical Date: 02/27/20 04:50
Analyst: EK
Percent Solids: 87%

Extraction Method: EPA 3546
Extraction Date: 02/26/20 14:32

Parameter	Result	Qualifier	Units	RL	MDL	Dilution Factor
Semivolatile Organics by GC/MS - Westborough Lab						
Acenaphthene	ND		ug/kg	150	--	1
Benzidine	ND		ug/kg	630	--	1
1,2,4-Trichlorobenzene	ND		ug/kg	190	--	1
Hexachlorobenzene	ND		ug/kg	110	--	1
Bis(2-chloroethyl)ether	ND		ug/kg	170	--	1
2-Chloronaphthalene	ND		ug/kg	190	--	1
1,2-Dichlorobenzene	ND		ug/kg	190	--	1
1,3-Dichlorobenzene	ND		ug/kg	190	--	1
1,4-Dichlorobenzene	ND		ug/kg	190	--	1
3,3'-Dichlorobenzidine	ND		ug/kg	190	--	1
2,4-Dinitrotoluene	ND		ug/kg	190	--	1
2,6-Dinitrotoluene	ND		ug/kg	190	--	1
Azobenzene	ND		ug/kg	190	--	1
Fluoranthene	940		ug/kg	110	--	1
4-Chlorophenyl phenyl ether	ND		ug/kg	190	--	1
4-Bromophenyl phenyl ether	ND		ug/kg	190	--	1
Bis(2-chloroisopropyl)ether	ND		ug/kg	230	--	1
Bis(2-chloroethoxy)methane	ND		ug/kg	200	--	1
Hexachlorobutadiene	ND		ug/kg	190	--	1
Hexachlorocyclopentadiene	ND		ug/kg	540	--	1
Hexachloroethane	ND		ug/kg	150	--	1
Isophorone	ND		ug/kg	170	--	1
Naphthalene	ND		ug/kg	190	--	1
Nitrobenzene	ND		ug/kg	170	--	1
NDPA/DPA	ND		ug/kg	150	--	1
n-Nitrosodi-n-propylamine	ND		ug/kg	190	--	1
Bis(2-ethylhexyl)phthalate	ND		ug/kg	190	--	1
Butyl benzyl phthalate	ND		ug/kg	190	--	1

Project Name: SALEM DEPOT **Lab Number:** L2007596

Project Number: 52223.00 **Report Date:** 02/27/20

SAMPLE RESULTS

Lab ID: L2007596-02 Date Collected: 02/18/20 09:30

Client ID: SB-2 (0-3) Date Received: 02/20/20

Sample Location: SALEM, NH Field Prep: Not Specified

Sample Depth:

Parameter	Result	Qualifier	Units	RL	MDL	Dilution Factor
Semivolatile Organics by GC/MS - Westborough Lab						
Di-n-butylphthalate	ND		ug/kg	190	--	1
Di-n-octylphthalate	ND		ug/kg	190	--	1
Diethyl phthalate	ND		ug/kg	190	--	1
Dimethyl phthalate	ND		ug/kg	190	--	1
Benzo(a)anthracene	580		ug/kg	110	--	1
Benzo(a)pyrene	620		ug/kg	150	--	1
Benzo(b)fluoranthene	880		ug/kg	110	--	1
Benzo(k)fluoranthene	260		ug/kg	110	--	1
Chrysene	600		ug/kg	110	--	1
Acenaphthylene	ND		ug/kg	150	--	1
Anthracene	ND		ug/kg	110	--	1
Benzo(ghi)perylene	370		ug/kg	150	--	1
Fluorene	ND		ug/kg	190	--	1
Phenanthrene	400		ug/kg	110	--	1
Dibenzo(a,h)anthracene	ND		ug/kg	110	--	1
Indeno(1,2,3-cd)pyrene	410		ug/kg	150	--	1
Pyrene	860		ug/kg	110	--	1
Biphenyl	ND		ug/kg	430	--	1
Aniline	ND		ug/kg	230	--	1
4-Chloroaniline	ND		ug/kg	190	--	1
1-Methylnaphthalene	ND		ug/kg	190	--	1
2-Nitroaniline	ND		ug/kg	190	--	1
3-Nitroaniline	ND		ug/kg	190	--	1
4-Nitroaniline	ND		ug/kg	190	--	1
Dibenzofuran	ND		ug/kg	190	--	1
2-Methylnaphthalene	ND		ug/kg	230	--	1
n-Nitrosodimethylamine	ND		ug/kg	380	--	1
2,4,6-Trichlorophenol	ND		ug/kg	110	--	1
p-Chloro-m-cresol	ND		ug/kg	190	--	1
2-Chlorophenol	ND		ug/kg	190	--	1
2,4-Dichlorophenol	ND		ug/kg	170	--	1
2,4-Dimethylphenol	ND		ug/kg	190	--	1
2-Nitrophenol	ND		ug/kg	410	--	1
4-Nitrophenol	ND		ug/kg	260	--	1
2,4-Dinitrophenol	ND		ug/kg	910	--	1
4,6-Dinitro-o-cresol	ND		ug/kg	490	--	1
Pentachlorophenol	ND		ug/kg	150	--	1

Project Name: SALEM DEPOT
Project Number: 52223.00
Lab Number: L2007596
Report Date: 02/27/20

SAMPLE RESULTS

Lab ID: L2007596-02
Client ID: SB-2 (0-3)
Sample Location: SALEM, NH
Date Collected: 02/18/20 09:30
Date Received: 02/20/20
Field Prep: Not Specified

Sample Depth:

Parameter	Result	Qualifier	Units	RL	MDL	Dilution Factor
Semivolatile Organics by GC/MS - Westborough Lab						
Phenol	ND		ug/kg	190	--	1
2-Methylphenol	ND		ug/kg	190	--	1
3-Methylphenol/4-Methylphenol	ND		ug/kg	270	--	1
2,4,5-Trichlorophenol	ND		ug/kg	190	--	1
Benzoic Acid	ND		ug/kg	620	--	1
Benzyl Alcohol	ND		ug/kg	190	--	1
Carbazole	ND		ug/kg	190	--	1
Pyridine	ND		ug/kg	200	--	1

Surrogate	% Recovery	Qualifier	Acceptance Criteria
2-Fluorophenol	63		25-120
Phenol-d6	62		10-120
Nitrobenzene-d5	58		23-120
2-Fluorobiphenyl	57		30-120
2,4,6-Tribromophenol	70		10-136
4-Terphenyl-d14	53		18-120

Project Name: SALEM DEPOT
Project Number: 52223.00

Lab Number: L2007596
Report Date: 02/27/20

SAMPLE RESULTS

Lab ID: L2007596-03
Client ID: SB-4 (0-4)
Sample Location: SALEM, NH

Date Collected: 02/18/20 10:30
Date Received: 02/20/20
Field Prep: Not Specified

Sample Depth:
Matrix: Soil
Analytical Method: 1,8270D
Analytical Date: 02/27/20 04:26
Analyst: EK
Percent Solids: 87%

Extraction Method: EPA 3546
Extraction Date: 02/26/20 14:32

Parameter	Result	Qualifier	Units	RL	MDL	Dilution Factor
Semivolatile Organics by GC/MS - Westborough Lab						
Acenaphthene	ND		ug/kg	150	--	1
Benzidine	ND		ug/kg	620	--	1
1,2,4-Trichlorobenzene	ND		ug/kg	190	--	1
Hexachlorobenzene	ND		ug/kg	110	--	1
Bis(2-chloroethyl)ether	ND		ug/kg	170	--	1
2-Chloronaphthalene	ND		ug/kg	190	--	1
1,2-Dichlorobenzene	ND		ug/kg	190	--	1
1,3-Dichlorobenzene	ND		ug/kg	190	--	1
1,4-Dichlorobenzene	ND		ug/kg	190	--	1
3,3'-Dichlorobenzidine	ND		ug/kg	190	--	1
2,4-Dinitrotoluene	ND		ug/kg	190	--	1
2,6-Dinitrotoluene	ND		ug/kg	190	--	1
Azobenzene	ND		ug/kg	190	--	1
Fluoranthene	1000		ug/kg	110	--	1
4-Chlorophenyl phenyl ether	ND		ug/kg	190	--	1
4-Bromophenyl phenyl ether	ND		ug/kg	190	--	1
Bis(2-chloroisopropyl)ether	ND		ug/kg	220	--	1
Bis(2-chloroethoxy)methane	ND		ug/kg	200	--	1
Hexachlorobutadiene	ND		ug/kg	190	--	1
Hexachlorocyclopentadiene	ND		ug/kg	530	--	1
Hexachloroethane	ND		ug/kg	150	--	1
Isophorone	ND		ug/kg	170	--	1
Naphthalene	ND		ug/kg	190	--	1
Nitrobenzene	ND		ug/kg	170	--	1
NDPA/DPA	ND		ug/kg	150	--	1
n-Nitrosodi-n-propylamine	ND		ug/kg	190	--	1
Bis(2-ethylhexyl)phthalate	ND		ug/kg	190	--	1
Butyl benzyl phthalate	ND		ug/kg	190	--	1

Project Name: SALEM DEPOT **Lab Number:** L2007596

Project Number: 52223.00 **Report Date:** 02/27/20

SAMPLE RESULTS

Lab ID: L2007596-03 Date Collected: 02/18/20 10:30

Client ID: SB-4 (0-4) Date Received: 02/20/20

Sample Location: SALEM, NH Field Prep: Not Specified

Sample Depth:

Parameter	Result	Qualifier	Units	RL	MDL	Dilution Factor
Semivolatile Organics by GC/MS - Westborough Lab						
Di-n-butylphthalate	ND		ug/kg	190	--	1
Di-n-octylphthalate	ND		ug/kg	190	--	1
Diethyl phthalate	ND		ug/kg	190	--	1
Dimethyl phthalate	ND		ug/kg	190	--	1
Benzo(a)anthracene	490		ug/kg	110	--	1
Benzo(a)pyrene	480		ug/kg	150	--	1
Benzo(b)fluoranthene	630		ug/kg	110	--	1
Benzo(k)fluoranthene	240		ug/kg	110	--	1
Chrysene	560		ug/kg	110	--	1
Acenaphthylene	210		ug/kg	150	--	1
Anthracene	ND		ug/kg	110	--	1
Benzo(ghi)perylene	310		ug/kg	150	--	1
Fluorene	ND		ug/kg	190	--	1
Phenanthrene	530		ug/kg	110	--	1
Dibenzo(a,h)anthracene	ND		ug/kg	110	--	1
Indeno(1,2,3-cd)pyrene	320		ug/kg	150	--	1
Pyrene	980		ug/kg	110	--	1
Biphenyl	ND		ug/kg	420	--	1
Aniline	ND		ug/kg	220	--	1
4-Chloroaniline	ND		ug/kg	190	--	1
1-Methylnaphthalene	ND		ug/kg	190	--	1
2-Nitroaniline	ND		ug/kg	190	--	1
3-Nitroaniline	ND		ug/kg	190	--	1
4-Nitroaniline	ND		ug/kg	190	--	1
Dibenzofuran	ND		ug/kg	190	--	1
2-Methylnaphthalene	ND		ug/kg	220	--	1
n-Nitrosodimethylamine	ND		ug/kg	370	--	1
2,4,6-Trichlorophenol	ND		ug/kg	110	--	1
p-Chloro-m-cresol	ND		ug/kg	190	--	1
2-Chlorophenol	ND		ug/kg	190	--	1
2,4-Dichlorophenol	ND		ug/kg	170	--	1
2,4-Dimethylphenol	ND		ug/kg	190	--	1
2-Nitrophenol	ND		ug/kg	400	--	1
4-Nitrophenol	ND		ug/kg	260	--	1
2,4-Dinitrophenol	ND		ug/kg	900	--	1
4,6-Dinitro-o-cresol	ND		ug/kg	480	--	1
Pentachlorophenol	ND		ug/kg	150	--	1

Project Name: SALEM DEPOT
Project Number: 52223.00
Lab Number: L2007596
Report Date: 02/27/20

SAMPLE RESULTS

Lab ID: L2007596-03
Client ID: SB-4 (0-4)
Sample Location: SALEM, NH
Date Collected: 02/18/20 10:30
Date Received: 02/20/20
Field Prep: Not Specified

Sample Depth:

Parameter	Result	Qualifier	Units	RL	MDL	Dilution Factor
Semivolatile Organics by GC/MS - Westborough Lab						
Phenol	ND		ug/kg	190	--	1
2-Methylphenol	ND		ug/kg	190	--	1
3-Methylphenol/4-Methylphenol	ND		ug/kg	270	--	1
2,4,5-Trichlorophenol	ND		ug/kg	190	--	1
Benzoic Acid	ND		ug/kg	600	--	1
Benzyl Alcohol	ND		ug/kg	190	--	1
Carbazole	ND		ug/kg	190	--	1
Pyridine	ND		ug/kg	200	--	1

Surrogate	% Recovery	Qualifier	Acceptance Criteria
2-Fluorophenol	66		25-120
Phenol-d6	68		10-120
Nitrobenzene-d5	61		23-120
2-Fluorobiphenyl	66		30-120
2,4,6-Tribromophenol	76		10-136
4-Terphenyl-d14	68		18-120

Project Name: SALEM DEPOT
Project Number: 52223.00

Lab Number: L2007596
Report Date: 02/27/20

SAMPLE RESULTS

Lab ID: L2007596-04
Client ID: SB-6 (0-6)
Sample Location: SALEM, NH

Date Collected: 02/18/20 14:00
Date Received: 02/20/20
Field Prep: Not Specified

Sample Depth:
Matrix: Soil
Analytical Method: 1,8270D
Analytical Date: 02/27/20 06:23
Analyst: EK
Percent Solids: 78%

Extraction Method: EPA 3546
Extraction Date: 02/26/20 14:32

Parameter	Result	Qualifier	Units	RL	MDL	Dilution Factor
Semivolatile Organics by GC/MS - Westborough Lab						
Acenaphthene	ND		ug/kg	170	--	1
Benzidine	ND		ug/kg	690	--	1
1,2,4-Trichlorobenzene	ND		ug/kg	210	--	1
Hexachlorobenzene	ND		ug/kg	120	--	1
Bis(2-chloroethyl)ether	ND		ug/kg	190	--	1
2-Chloronaphthalene	ND		ug/kg	210	--	1
1,2-Dichlorobenzene	ND		ug/kg	210	--	1
1,3-Dichlorobenzene	ND		ug/kg	210	--	1
1,4-Dichlorobenzene	ND		ug/kg	210	--	1
3,3'-Dichlorobenzidine	ND		ug/kg	210	--	1
2,4-Dinitrotoluene	ND		ug/kg	210	--	1
2,6-Dinitrotoluene	ND		ug/kg	210	--	1
Azobenzene	ND		ug/kg	210	--	1
Fluoranthene	1000		ug/kg	120	--	1
4-Chlorophenyl phenyl ether	ND		ug/kg	210	--	1
4-Bromophenyl phenyl ether	ND		ug/kg	210	--	1
Bis(2-chloroisopropyl)ether	ND		ug/kg	250	--	1
Bis(2-chloroethoxy)methane	ND		ug/kg	220	--	1
Hexachlorobutadiene	ND		ug/kg	210	--	1
Hexachlorocyclopentadiene	ND		ug/kg	600	--	1
Hexachloroethane	ND		ug/kg	170	--	1
Isophorone	ND		ug/kg	190	--	1
Naphthalene	ND		ug/kg	210	--	1
Nitrobenzene	ND		ug/kg	190	--	1
NDPA/DPA	ND		ug/kg	170	--	1
n-Nitrosodi-n-propylamine	ND		ug/kg	210	--	1
Bis(2-ethylhexyl)phthalate	ND		ug/kg	210	--	1
Butyl benzyl phthalate	ND		ug/kg	210	--	1

Project Name: SALEM DEPOT **Lab Number:** L2007596

Project Number: 52223.00 **Report Date:** 02/27/20

SAMPLE RESULTS

Lab ID: L2007596-04 Date Collected: 02/18/20 14:00

Client ID: SB-6 (0-6) Date Received: 02/20/20

Sample Location: SALEM, NH Field Prep: Not Specified

Sample Depth:

Parameter	Result	Qualifier	Units	RL	MDL	Dilution Factor
Semivolatile Organics by GC/MS - Westborough Lab						
Di-n-butylphthalate	ND		ug/kg	210	--	1
Di-n-octylphthalate	ND		ug/kg	210	--	1
Diethyl phthalate	ND		ug/kg	210	--	1
Dimethyl phthalate	ND		ug/kg	210	--	1
Benzo(a)anthracene	690		ug/kg	120	--	1
Benzo(a)pyrene	640		ug/kg	170	--	1
Benzo(b)fluoranthene	890		ug/kg	120	--	1
Benzo(k)fluoranthene	260		ug/kg	120	--	1
Chrysene	670		ug/kg	120	--	1
Acenaphthylene	220		ug/kg	170	--	1
Anthracene	130		ug/kg	120	--	1
Benzo(ghi)perylene	400		ug/kg	170	--	1
Fluorene	ND		ug/kg	210	--	1
Phenanthrene	390		ug/kg	120	--	1
Dibenzo(a,h)anthracene	ND		ug/kg	120	--	1
Indeno(1,2,3-cd)pyrene	430		ug/kg	170	--	1
Pyrene	1000		ug/kg	120	--	1
Biphenyl	ND		ug/kg	480	--	1
Aniline	ND		ug/kg	250	--	1
4-Chloroaniline	ND		ug/kg	210	--	1
1-Methylnaphthalene	ND		ug/kg	210	--	1
2-Nitroaniline	ND		ug/kg	210	--	1
3-Nitroaniline	ND		ug/kg	210	--	1
4-Nitroaniline	ND		ug/kg	210	--	1
Dibenzofuran	ND		ug/kg	210	--	1
2-Methylnaphthalene	ND		ug/kg	250	--	1
n-Nitrosodimethylamine	ND		ug/kg	420	--	1
2,4,6-Trichlorophenol	ND		ug/kg	120	--	1
p-Chloro-m-cresol	ND		ug/kg	210	--	1
2-Chlorophenol	ND		ug/kg	210	--	1
2,4-Dichlorophenol	ND		ug/kg	190	--	1
2,4-Dimethylphenol	ND		ug/kg	210	--	1
2-Nitrophenol	ND		ug/kg	450	--	1
4-Nitrophenol	ND		ug/kg	290	--	1
2,4-Dinitrophenol	ND		ug/kg	1000	--	1
4,6-Dinitro-o-cresol	ND		ug/kg	540	--	1
Pentachlorophenol	ND		ug/kg	170	--	1

Project Name: SALEM DEPOT
Project Number: 52223.00
Lab Number: L2007596
Report Date: 02/27/20

SAMPLE RESULTS

Lab ID: L2007596-04
Client ID: SB-6 (0-6)
Sample Location: SALEM, NH

Date Collected: 02/18/20 14:00
Date Received: 02/20/20
Field Prep: Not Specified

Sample Depth:

Parameter	Result	Qualifier	Units	RL	MDL	Dilution Factor
Semivolatile Organics by GC/MS - Westborough Lab						
Phenol	ND		ug/kg	210	--	1
2-Methylphenol	ND		ug/kg	210	--	1
3-Methylphenol/4-Methylphenol	ND		ug/kg	300	--	1
2,4,5-Trichlorophenol	ND		ug/kg	210	--	1
Benzoic Acid	ND		ug/kg	680	--	1
Benzyl Alcohol	ND		ug/kg	210	--	1
Carbazole	ND		ug/kg	210	--	1
Pyridine	ND		ug/kg	220	--	1

Surrogate	% Recovery	Qualifier	Acceptance Criteria
2-Fluorophenol	65		25-120
Phenol-d6	66		10-120
Nitrobenzene-d5	64		23-120
2-Fluorobiphenyl	60		30-120
2,4,6-Tribromophenol	74		10-136
4-Terphenyl-d14	55		18-120

Project Name: SALEM DEPOT
Project Number: 52223.00

Lab Number: L2007596
Report Date: 02/27/20

SAMPLE RESULTS

Lab ID: L2007596-05
Client ID: SB-7 (0-6)
Sample Location: SALEM, NH

Date Collected: 02/18/20 14:30
Date Received: 02/20/20
Field Prep: Not Specified

Sample Depth:
Matrix: Soil
Analytical Method: 1,8270D
Analytical Date: 02/27/20 04:03
Analyst: EK
Percent Solids: 88%

Extraction Method: EPA 3546
Extraction Date: 02/26/20 14:32

Parameter	Result	Qualifier	Units	RL	MDL	Dilution Factor
Semivolatile Organics by GC/MS - Westborough Lab						
Acenaphthene	ND		ug/kg	150	--	1
Benzidine	ND		ug/kg	610	--	1
1,2,4-Trichlorobenzene	ND		ug/kg	180	--	1
Hexachlorobenzene	ND		ug/kg	110	--	1
Bis(2-chloroethyl)ether	ND		ug/kg	170	--	1
2-Chloronaphthalene	ND		ug/kg	180	--	1
1,2-Dichlorobenzene	ND		ug/kg	180	--	1
1,3-Dichlorobenzene	ND		ug/kg	180	--	1
1,4-Dichlorobenzene	ND		ug/kg	180	--	1
3,3'-Dichlorobenzidine	ND		ug/kg	180	--	1
2,4-Dinitrotoluene	ND		ug/kg	180	--	1
2,6-Dinitrotoluene	ND		ug/kg	180	--	1
Azobenzene	ND		ug/kg	180	--	1
Fluoranthene	180		ug/kg	110	--	1
4-Chlorophenyl phenyl ether	ND		ug/kg	180	--	1
4-Bromophenyl phenyl ether	ND		ug/kg	180	--	1
Bis(2-chloroisopropyl)ether	ND		ug/kg	220	--	1
Bis(2-chloroethoxy)methane	ND		ug/kg	200	--	1
Hexachlorobutadiene	ND		ug/kg	180	--	1
Hexachlorocyclopentadiene	ND		ug/kg	530	--	1
Hexachloroethane	ND		ug/kg	150	--	1
Isophorone	ND		ug/kg	170	--	1
Naphthalene	ND		ug/kg	180	--	1
Nitrobenzene	ND		ug/kg	170	--	1
NDPA/DPA	ND		ug/kg	150	--	1
n-Nitrosodi-n-propylamine	ND		ug/kg	180	--	1
Bis(2-ethylhexyl)phthalate	ND		ug/kg	180	--	1
Butyl benzyl phthalate	ND		ug/kg	180	--	1

Project Name: SALEM DEPOT **Lab Number:** L2007596

Project Number: 52223.00 **Report Date:** 02/27/20

SAMPLE RESULTS

Lab ID: L2007596-05 Date Collected: 02/18/20 14:30

Client ID: SB-7 (0-6) Date Received: 02/20/20

Sample Location: SALEM, NH Field Prep: Not Specified

Sample Depth:

Parameter	Result	Qualifier	Units	RL	MDL	Dilution Factor
Semivolatile Organics by GC/MS - Westborough Lab						
Di-n-butylphthalate	ND		ug/kg	180	--	1
Di-n-octylphthalate	ND		ug/kg	180	--	1
Diethyl phthalate	ND		ug/kg	180	--	1
Dimethyl phthalate	ND		ug/kg	180	--	1
Benzo(a)anthracene	ND		ug/kg	110	--	1
Benzo(a)pyrene	ND		ug/kg	150	--	1
Benzo(b)fluoranthene	130		ug/kg	110	--	1
Benzo(k)fluoranthene	ND		ug/kg	110	--	1
Chrysene	ND		ug/kg	110	--	1
Acenaphthylene	ND		ug/kg	150	--	1
Anthracene	ND		ug/kg	110	--	1
Benzo(ghi)perylene	ND		ug/kg	150	--	1
Fluorene	ND		ug/kg	180	--	1
Phenanthrene	ND		ug/kg	110	--	1
Dibenzo(a,h)anthracene	ND		ug/kg	110	--	1
Indeno(1,2,3-cd)pyrene	ND		ug/kg	150	--	1
Pyrene	160		ug/kg	110	--	1
Biphenyl	ND		ug/kg	420	--	1
Aniline	ND		ug/kg	220	--	1
4-Chloroaniline	ND		ug/kg	180	--	1
1-Methylnaphthalene	ND		ug/kg	180	--	1
2-Nitroaniline	ND		ug/kg	180	--	1
3-Nitroaniline	ND		ug/kg	180	--	1
4-Nitroaniline	ND		ug/kg	180	--	1
Dibenzofuran	ND		ug/kg	180	--	1
2-Methylnaphthalene	ND		ug/kg	220	--	1
n-Nitrosodimethylamine	ND		ug/kg	370	--	1
2,4,6-Trichlorophenol	ND		ug/kg	110	--	1
p-Chloro-m-cresol	ND		ug/kg	180	--	1
2-Chlorophenol	ND		ug/kg	180	--	1
2,4-Dichlorophenol	ND		ug/kg	170	--	1
2,4-Dimethylphenol	ND		ug/kg	180	--	1
2-Nitrophenol	ND		ug/kg	400	--	1
4-Nitrophenol	ND		ug/kg	260	--	1
2,4-Dinitrophenol	ND		ug/kg	890	--	1
4,6-Dinitro-o-cresol	ND		ug/kg	480	--	1
Pentachlorophenol	ND		ug/kg	150	--	1

Project Name: SALEM DEPOT
Project Number: 52223.00
Lab Number: L2007596
Report Date: 02/27/20

SAMPLE RESULTS

Lab ID: L2007596-05
Client ID: SB-7 (0-6)
Sample Location: SALEM, NH
Date Collected: 02/18/20 14:30
Date Received: 02/20/20
Field Prep: Not Specified

Sample Depth:

Parameter	Result	Qualifier	Units	RL	MDL	Dilution Factor
Semivolatile Organics by GC/MS - Westborough Lab						
Phenol	ND		ug/kg	180	--	1
2-Methylphenol	ND		ug/kg	180	--	1
3-Methylphenol/4-Methylphenol	ND		ug/kg	270	--	1
2,4,5-Trichlorophenol	ND		ug/kg	180	--	1
Benzoic Acid	ND		ug/kg	600	--	1
Benzyl Alcohol	ND		ug/kg	180	--	1
Carbazole	ND		ug/kg	180	--	1
Pyridine	ND		ug/kg	200	--	1

Surrogate	% Recovery	Qualifier	Acceptance Criteria
2-Fluorophenol	59		25-120
Phenol-d6	59		10-120
Nitrobenzene-d5	54		23-120
2-Fluorobiphenyl	52		30-120
2,4,6-Tribromophenol	66		10-136
4-Terphenyl-d14	48		18-120

Project Name: SALEM DEPOT
Project Number: 52223.00

Lab Number: L2007596
Report Date: 02/27/20

SAMPLE RESULTS

Lab ID: L2007596-07
Client ID: SB-9 (0-6)
Sample Location: SALEM, NH

Date Collected: 02/19/20 08:30
Date Received: 02/20/20
Field Prep: Not Specified

Sample Depth:
Matrix: Soil
Analytical Method: 1,8270D
Analytical Date: 02/27/20 03:39
Analyst: EK
Percent Solids: 81%

Extraction Method: EPA 3546
Extraction Date: 02/26/20 14:32

Parameter	Result	Qualifier	Units	RL	MDL	Dilution Factor
Semivolatile Organics by GC/MS - Westborough Lab						
Acenaphthene	ND		ug/kg	160	--	1
Benzidine	ND		ug/kg	660	--	1
1,2,4-Trichlorobenzene	ND		ug/kg	200	--	1
Hexachlorobenzene	ND		ug/kg	120	--	1
Bis(2-chloroethyl)ether	ND		ug/kg	180	--	1
2-Chloronaphthalene	ND		ug/kg	200	--	1
1,2-Dichlorobenzene	ND		ug/kg	200	--	1
1,3-Dichlorobenzene	ND		ug/kg	200	--	1
1,4-Dichlorobenzene	ND		ug/kg	200	--	1
3,3'-Dichlorobenzidine	ND		ug/kg	200	--	1
2,4-Dinitrotoluene	ND		ug/kg	200	--	1
2,6-Dinitrotoluene	ND		ug/kg	200	--	1
Azobenzene	ND		ug/kg	200	--	1
Fluoranthene	120		ug/kg	120	--	1
4-Chlorophenyl phenyl ether	ND		ug/kg	200	--	1
4-Bromophenyl phenyl ether	ND		ug/kg	200	--	1
Bis(2-chloroisopropyl)ether	ND		ug/kg	240	--	1
Bis(2-chloroethoxy)methane	ND		ug/kg	220	--	1
Hexachlorobutadiene	ND		ug/kg	200	--	1
Hexachlorocyclopentadiene	ND		ug/kg	570	--	1
Hexachloroethane	ND		ug/kg	160	--	1
Isophorone	ND		ug/kg	180	--	1
Naphthalene	ND		ug/kg	200	--	1
Nitrobenzene	ND		ug/kg	180	--	1
NDPA/DPA	ND		ug/kg	160	--	1
n-Nitrosodi-n-propylamine	ND		ug/kg	200	--	1
Bis(2-ethylhexyl)phthalate	ND		ug/kg	200	--	1
Butyl benzyl phthalate	ND		ug/kg	200	--	1

Project Name: SALEM DEPOT **Lab Number:** L2007596

Project Number: 52223.00 **Report Date:** 02/27/20

SAMPLE RESULTS

Lab ID: L2007596-07 Date Collected: 02/19/20 08:30

Client ID: SB-9 (0-6) Date Received: 02/20/20

Sample Location: SALEM, NH Field Prep: Not Specified

Sample Depth:

Parameter	Result	Qualifier	Units	RL	MDL	Dilution Factor
Semivolatile Organics by GC/MS - Westborough Lab						
Di-n-butylphthalate	ND		ug/kg	200	--	1
Di-n-octylphthalate	ND		ug/kg	200	--	1
Diethyl phthalate	ND		ug/kg	200	--	1
Dimethyl phthalate	ND		ug/kg	200	--	1
Benzo(a)anthracene	ND		ug/kg	120	--	1
Benzo(a)pyrene	ND		ug/kg	160	--	1
Benzo(b)fluoranthene	140		ug/kg	120	--	1
Benzo(k)fluoranthene	ND		ug/kg	120	--	1
Chrysene	ND		ug/kg	120	--	1
Acenaphthylene	ND		ug/kg	160	--	1
Anthracene	ND		ug/kg	120	--	1
Benzo(ghi)perylene	ND		ug/kg	160	--	1
Fluorene	ND		ug/kg	200	--	1
Phenanthrene	ND		ug/kg	120	--	1
Dibenzo(a,h)anthracene	ND		ug/kg	120	--	1
Indeno(1,2,3-cd)pyrene	ND		ug/kg	160	--	1
Pyrene	ND		ug/kg	120	--	1
Biphenyl	ND		ug/kg	460	--	1
Aniline	ND		ug/kg	240	--	1
4-Chloroaniline	ND		ug/kg	200	--	1
1-Methylnaphthalene	ND		ug/kg	200	--	1
2-Nitroaniline	ND		ug/kg	200	--	1
3-Nitroaniline	ND		ug/kg	200	--	1
4-Nitroaniline	ND		ug/kg	200	--	1
Dibenzofuran	ND		ug/kg	200	--	1
2-Methylnaphthalene	ND		ug/kg	240	--	1
n-Nitrosodimethylamine	ND		ug/kg	400	--	1
2,4,6-Trichlorophenol	ND		ug/kg	120	--	1
p-Chloro-m-cresol	ND		ug/kg	200	--	1
2-Chlorophenol	ND		ug/kg	200	--	1
2,4-Dichlorophenol	ND		ug/kg	180	--	1
2,4-Dimethylphenol	ND		ug/kg	200	--	1
2-Nitrophenol	ND		ug/kg	430	--	1
4-Nitrophenol	ND		ug/kg	280	--	1
2,4-Dinitrophenol	ND		ug/kg	960	--	1
4,6-Dinitro-o-cresol	ND		ug/kg	520	--	1
Pentachlorophenol	ND		ug/kg	160	--	1

Project Name: SALEM DEPOT
Project Number: 52223.00
Lab Number: L2007596
Report Date: 02/27/20

SAMPLE RESULTS

Lab ID: L2007596-07
Client ID: SB-9 (0-6)
Sample Location: SALEM, NH
Date Collected: 02/19/20 08:30
Date Received: 02/20/20
Field Prep: Not Specified

Sample Depth:

Parameter	Result	Qualifier	Units	RL	MDL	Dilution Factor
Semivolatile Organics by GC/MS - Westborough Lab						
Phenol	ND		ug/kg	200	--	1
2-Methylphenol	ND		ug/kg	200	--	1
3-Methylphenol/4-Methylphenol	ND		ug/kg	290	--	1
2,4,5-Trichlorophenol	ND		ug/kg	200	--	1
Benzoic Acid	ND		ug/kg	650	--	1
Benzyl Alcohol	ND		ug/kg	200	--	1
Carbazole	ND		ug/kg	200	--	1
Pyridine	ND		ug/kg	220	--	1

Surrogate	% Recovery	Qualifier	Acceptance Criteria
2-Fluorophenol	61		25-120
Phenol-d6	62		10-120
Nitrobenzene-d5	56		23-120
2-Fluorobiphenyl	61		30-120
2,4,6-Tribromophenol	69		10-136
4-Terphenyl-d14	49		18-120

Project Name: SALEM DEPOT
Project Number: 52223.00

Lab Number: L2007596
Report Date: 02/27/20

SAMPLE RESULTS

Lab ID: L2007596-08
Client ID: SB-10 (0-6)
Sample Location: SALEM, NH

Date Collected: 02/19/20 09:00
Date Received: 02/20/20
Field Prep: Not Specified

Sample Depth:
Matrix: Soil
Analytical Method: 1,8270D
Analytical Date: 02/27/20 05:13
Analyst: EK
Percent Solids: 84%

Extraction Method: EPA 3546
Extraction Date: 02/26/20 14:32

Parameter	Result	Qualifier	Units	RL	MDL	Dilution Factor
Semivolatile Organics by GC/MS - Westborough Lab						
Acenaphthene	ND		ug/kg	160	--	1
Benzidine	ND		ug/kg	650	--	1
1,2,4-Trichlorobenzene	ND		ug/kg	200	--	1
Hexachlorobenzene	ND		ug/kg	120	--	1
Bis(2-chloroethyl)ether	ND		ug/kg	180	--	1
2-Chloronaphthalene	ND		ug/kg	200	--	1
1,2-Dichlorobenzene	ND		ug/kg	200	--	1
1,3-Dichlorobenzene	ND		ug/kg	200	--	1
1,4-Dichlorobenzene	ND		ug/kg	200	--	1
3,3'-Dichlorobenzidine	ND		ug/kg	200	--	1
2,4-Dinitrotoluene	ND		ug/kg	200	--	1
2,6-Dinitrotoluene	ND		ug/kg	200	--	1
Azobenzene	ND		ug/kg	200	--	1
Fluoranthene	ND		ug/kg	120	--	1
4-Chlorophenyl phenyl ether	ND		ug/kg	200	--	1
4-Bromophenyl phenyl ether	ND		ug/kg	200	--	1
Bis(2-chloroisopropyl)ether	ND		ug/kg	240	--	1
Bis(2-chloroethoxy)methane	ND		ug/kg	210	--	1
Hexachlorobutadiene	ND		ug/kg	200	--	1
Hexachlorocyclopentadiene	ND		ug/kg	560	--	1
Hexachloroethane	ND		ug/kg	160	--	1
Isophorone	ND		ug/kg	180	--	1
Naphthalene	ND		ug/kg	200	--	1
Nitrobenzene	ND		ug/kg	180	--	1
NDPA/DPA	ND		ug/kg	160	--	1
n-Nitrosodi-n-propylamine	ND		ug/kg	200	--	1
Bis(2-ethylhexyl)phthalate	ND		ug/kg	200	--	1
Butyl benzyl phthalate	ND		ug/kg	200	--	1

Project Name: SALEM DEPOT **Lab Number:** L2007596

Project Number: 52223.00 **Report Date:** 02/27/20

SAMPLE RESULTS

Lab ID: L2007596-08 Date Collected: 02/19/20 09:00

Client ID: SB-10 (0-6) Date Received: 02/20/20

Sample Location: SALEM, NH Field Prep: Not Specified

Sample Depth:

Parameter	Result	Qualifier	Units	RL	MDL	Dilution Factor
Semivolatile Organics by GC/MS - Westborough Lab						
Di-n-butylphthalate	ND		ug/kg	200	--	1
Di-n-octylphthalate	ND		ug/kg	200	--	1
Diethyl phthalate	ND		ug/kg	200	--	1
Dimethyl phthalate	ND		ug/kg	200	--	1
Benzo(a)anthracene	ND		ug/kg	120	--	1
Benzo(a)pyrene	ND		ug/kg	160	--	1
Benzo(b)fluoranthene	ND		ug/kg	120	--	1
Benzo(k)fluoranthene	ND		ug/kg	120	--	1
Chrysene	ND		ug/kg	120	--	1
Acenaphthylene	ND		ug/kg	160	--	1
Anthracene	ND		ug/kg	120	--	1
Benzo(ghi)perylene	ND		ug/kg	160	--	1
Fluorene	ND		ug/kg	200	--	1
Phenanthrene	ND		ug/kg	120	--	1
Dibenzo(a,h)anthracene	ND		ug/kg	120	--	1
Indeno(1,2,3-cd)pyrene	ND		ug/kg	160	--	1
Pyrene	ND		ug/kg	120	--	1
Biphenyl	ND		ug/kg	450	--	1
Aniline	ND		ug/kg	240	--	1
4-Chloroaniline	ND		ug/kg	200	--	1
1-Methylnaphthalene	ND		ug/kg	200	--	1
2-Nitroaniline	ND		ug/kg	200	--	1
3-Nitroaniline	ND		ug/kg	200	--	1
4-Nitroaniline	ND		ug/kg	200	--	1
Dibenzofuran	ND		ug/kg	200	--	1
2-Methylnaphthalene	ND		ug/kg	240	--	1
n-Nitrosodimethylamine	ND		ug/kg	390	--	1
2,4,6-Trichlorophenol	ND		ug/kg	120	--	1
p-Chloro-m-cresol	ND		ug/kg	200	--	1
2-Chlorophenol	ND		ug/kg	200	--	1
2,4-Dichlorophenol	ND		ug/kg	180	--	1
2,4-Dimethylphenol	ND		ug/kg	200	--	1
2-Nitrophenol	ND		ug/kg	430	--	1
4-Nitrophenol	ND		ug/kg	280	--	1
2,4-Dinitrophenol	ND		ug/kg	950	--	1
4,6-Dinitro-o-cresol	ND		ug/kg	510	--	1
Pentachlorophenol	ND		ug/kg	160	--	1

Project Name: SALEM DEPOT
Project Number: 52223.00
Lab Number: L2007596
Report Date: 02/27/20

SAMPLE RESULTS

Lab ID: L2007596-08
Client ID: SB-10 (0-6)
Sample Location: SALEM, NH

Date Collected: 02/19/20 09:00
Date Received: 02/20/20
Field Prep: Not Specified

Sample Depth:

Parameter	Result	Qualifier	Units	RL	MDL	Dilution Factor
Semivolatile Organics by GC/MS - Westborough Lab						
Phenol	ND		ug/kg	200	--	1
2-Methylphenol	ND		ug/kg	200	--	1
3-Methylphenol/4-Methylphenol	ND		ug/kg	280	--	1
2,4,5-Trichlorophenol	ND		ug/kg	200	--	1
Benzoic Acid	ND		ug/kg	640	--	1
Benzyl Alcohol	ND		ug/kg	200	--	1
Carbazole	ND		ug/kg	200	--	1
Pyridine	ND		ug/kg	210	--	1

Surrogate	% Recovery	Qualifier	Acceptance Criteria
2-Fluorophenol	64		25-120
Phenol-d6	66		10-120
Nitrobenzene-d5	60		23-120
2-Fluorobiphenyl	63		30-120
2,4,6-Tribromophenol	76		10-136
4-Terphenyl-d14	53		18-120

Project Name: SALEM DEPOT
Project Number: 52223.00

Lab Number: L2007596
Report Date: 02/27/20

SAMPLE RESULTS

Lab ID: L2007596-09
Client ID: SB-11 (0-6)
Sample Location: SALEM, NH

Date Collected: 02/19/20 09:30
Date Received: 02/20/20
Field Prep: Not Specified

Sample Depth:
Matrix: Soil
Analytical Method: 1,8270D
Analytical Date: 02/27/20 02:30
Analyst: EK
Percent Solids: 84%

Extraction Method: EPA 3546
Extraction Date: 02/26/20 14:32

Parameter	Result	Qualifier	Units	RL	MDL	Dilution Factor
Semivolatile Organics by GC/MS - Westborough Lab						
Acenaphthene	ND		ug/kg	160	--	1
Benzidine	ND		ug/kg	650	--	1
1,2,4-Trichlorobenzene	ND		ug/kg	200	--	1
Hexachlorobenzene	ND		ug/kg	120	--	1
Bis(2-chloroethyl)ether	ND		ug/kg	180	--	1
2-Chloronaphthalene	ND		ug/kg	200	--	1
1,2-Dichlorobenzene	ND		ug/kg	200	--	1
1,3-Dichlorobenzene	ND		ug/kg	200	--	1
1,4-Dichlorobenzene	ND		ug/kg	200	--	1
3,3'-Dichlorobenzidine	ND		ug/kg	200	--	1
2,4-Dinitrotoluene	ND		ug/kg	200	--	1
2,6-Dinitrotoluene	ND		ug/kg	200	--	1
Azobenzene	ND		ug/kg	200	--	1
Fluoranthene	ND		ug/kg	120	--	1
4-Chlorophenyl phenyl ether	ND		ug/kg	200	--	1
4-Bromophenyl phenyl ether	ND		ug/kg	200	--	1
Bis(2-chloroisopropyl)ether	ND		ug/kg	240	--	1
Bis(2-chloroethoxy)methane	ND		ug/kg	210	--	1
Hexachlorobutadiene	ND		ug/kg	200	--	1
Hexachlorocyclopentadiene	ND		ug/kg	570	--	1
Hexachloroethane	ND		ug/kg	160	--	1
Isophorone	ND		ug/kg	180	--	1
Naphthalene	ND		ug/kg	200	--	1
Nitrobenzene	ND		ug/kg	180	--	1
NDPA/DPA	ND		ug/kg	160	--	1
n-Nitrosodi-n-propylamine	ND		ug/kg	200	--	1
Bis(2-ethylhexyl)phthalate	ND		ug/kg	200	--	1
Butyl benzyl phthalate	ND		ug/kg	200	--	1

Project Name: SALEM DEPOT **Lab Number:** L2007596

Project Number: 52223.00 **Report Date:** 02/27/20

SAMPLE RESULTS

Lab ID: L2007596-09 Date Collected: 02/19/20 09:30

Client ID: SB-11 (0-6) Date Received: 02/20/20

Sample Location: SALEM, NH Field Prep: Not Specified

Sample Depth:

Parameter	Result	Qualifier	Units	RL	MDL	Dilution Factor
Semivolatile Organics by GC/MS - Westborough Lab						
Di-n-butylphthalate	ND		ug/kg	200	--	1
Di-n-octylphthalate	ND		ug/kg	200	--	1
Diethyl phthalate	ND		ug/kg	200	--	1
Dimethyl phthalate	ND		ug/kg	200	--	1
Benzo(a)anthracene	ND		ug/kg	120	--	1
Benzo(a)pyrene	ND		ug/kg	160	--	1
Benzo(b)fluoranthene	ND		ug/kg	120	--	1
Benzo(k)fluoranthene	ND		ug/kg	120	--	1
Chrysene	ND		ug/kg	120	--	1
Acenaphthylene	ND		ug/kg	160	--	1
Anthracene	ND		ug/kg	120	--	1
Benzo(ghi)perylene	ND		ug/kg	160	--	1
Fluorene	ND		ug/kg	200	--	1
Phenanthrene	ND		ug/kg	120	--	1
Dibenzo(a,h)anthracene	ND		ug/kg	120	--	1
Indeno(1,2,3-cd)pyrene	ND		ug/kg	160	--	1
Pyrene	ND		ug/kg	120	--	1
Biphenyl	ND		ug/kg	450	--	1
Aniline	ND		ug/kg	240	--	1
4-Chloroaniline	ND		ug/kg	200	--	1
1-Methylnaphthalene	ND		ug/kg	200	--	1
2-Nitroaniline	ND		ug/kg	200	--	1
3-Nitroaniline	ND		ug/kg	200	--	1
4-Nitroaniline	ND		ug/kg	200	--	1
Dibenzofuran	ND		ug/kg	200	--	1
2-Methylnaphthalene	ND		ug/kg	240	--	1
n-Nitrosodimethylamine	ND		ug/kg	400	--	1
2,4,6-Trichlorophenol	ND		ug/kg	120	--	1
p-Chloro-m-cresol	ND		ug/kg	200	--	1
2-Chlorophenol	ND		ug/kg	200	--	1
2,4-Dichlorophenol	ND		ug/kg	180	--	1
2,4-Dimethylphenol	ND		ug/kg	200	--	1
2-Nitrophenol	ND		ug/kg	430	--	1
4-Nitrophenol	ND		ug/kg	280	--	1
2,4-Dinitrophenol	ND		ug/kg	950	--	1
4,6-Dinitro-o-cresol	ND		ug/kg	520	--	1
Pentachlorophenol	ND		ug/kg	160	--	1

Project Name: SALEM DEPOT
Project Number: 52223.00
Lab Number: L2007596
Report Date: 02/27/20

SAMPLE RESULTS

Lab ID: L2007596-09
Client ID: SB-11 (0-6)
Sample Location: SALEM, NH
Date Collected: 02/19/20 09:30
Date Received: 02/20/20
Field Prep: Not Specified

Sample Depth:

Parameter	Result	Qualifier	Units	RL	MDL	Dilution Factor
Semivolatile Organics by GC/MS - Westborough Lab						
Phenol	ND		ug/kg	200	--	1
2-Methylphenol	ND		ug/kg	200	--	1
3-Methylphenol/4-Methylphenol	ND		ug/kg	280	--	1
2,4,5-Trichlorophenol	ND		ug/kg	200	--	1
Benzoic Acid	ND		ug/kg	640	--	1
Benzyl Alcohol	ND		ug/kg	200	--	1
Carbazole	ND		ug/kg	200	--	1
Pyridine	ND		ug/kg	210	--	1

Surrogate	% Recovery	Qualifier	Acceptance Criteria
2-Fluorophenol	64		25-120
Phenol-d6	65		10-120
Nitrobenzene-d5	59		23-120
2-Fluorobiphenyl	60		30-120
2,4,6-Tribromophenol	70		10-136
4-Terphenyl-d14	66		18-120

Project Name: SALEM DEPOT
Project Number: 52223.00

Lab Number: L2007596
Report Date: 02/27/20

SAMPLE RESULTS

Lab ID: L2007596-10
Client ID: SB-12 (0-6)
Sample Location: SALEM, NH

Date Collected: 02/19/20 10:30
Date Received: 02/20/20
Field Prep: Not Specified

Sample Depth:
Matrix: Soil
Analytical Method: 1,8270D
Analytical Date: 02/27/20 07:11
Analyst: EK
Percent Solids: 87%

Extraction Method: EPA 3546
Extraction Date: 02/26/20 14:32

Parameter	Result	Qualifier	Units	RL	MDL	Dilution Factor
Semivolatile Organics by GC/MS - Westborough Lab						
Acenaphthene	ND		ug/kg	150	--	1
Benzidine	ND		ug/kg	620	--	1
1,2,4-Trichlorobenzene	ND		ug/kg	190	--	1
Hexachlorobenzene	ND		ug/kg	110	--	1
Bis(2-chloroethyl)ether	ND		ug/kg	170	--	1
2-Chloronaphthalene	ND		ug/kg	190	--	1
1,2-Dichlorobenzene	ND		ug/kg	190	--	1
1,3-Dichlorobenzene	ND		ug/kg	190	--	1
1,4-Dichlorobenzene	ND		ug/kg	190	--	1
3,3'-Dichlorobenzidine	ND		ug/kg	190	--	1
2,4-Dinitrotoluene	ND		ug/kg	190	--	1
2,6-Dinitrotoluene	ND		ug/kg	190	--	1
Azobenzene	ND		ug/kg	190	--	1
Fluoranthene	130		ug/kg	110	--	1
4-Chlorophenyl phenyl ether	ND		ug/kg	190	--	1
4-Bromophenyl phenyl ether	ND		ug/kg	190	--	1
Bis(2-chloroisopropyl)ether	ND		ug/kg	230	--	1
Bis(2-chloroethoxy)methane	ND		ug/kg	200	--	1
Hexachlorobutadiene	ND		ug/kg	190	--	1
Hexachlorocyclopentadiene	ND		ug/kg	540	--	1
Hexachloroethane	ND		ug/kg	150	--	1
Isophorone	ND		ug/kg	170	--	1
Naphthalene	ND		ug/kg	190	--	1
Nitrobenzene	ND		ug/kg	170	--	1
NDPA/DPA	ND		ug/kg	150	--	1
n-Nitrosodi-n-propylamine	ND		ug/kg	190	--	1
Bis(2-ethylhexyl)phthalate	ND		ug/kg	190	--	1
Butyl benzyl phthalate	ND		ug/kg	190	--	1

Project Name: SALEM DEPOT **Lab Number:** L2007596

Project Number: 52223.00 **Report Date:** 02/27/20

SAMPLE RESULTS

Lab ID: L2007596-10 Date Collected: 02/19/20 10:30

Client ID: SB-12 (0-6) Date Received: 02/20/20

Sample Location: SALEM, NH Field Prep: Not Specified

Sample Depth:

Parameter	Result	Qualifier	Units	RL	MDL	Dilution Factor
Semivolatile Organics by GC/MS - Westborough Lab						
Di-n-butylphthalate	ND		ug/kg	190	--	1
Di-n-octylphthalate	ND		ug/kg	190	--	1
Diethyl phthalate	ND		ug/kg	190	--	1
Dimethyl phthalate	ND		ug/kg	190	--	1
Benzo(a)anthracene	ND		ug/kg	110	--	1
Benzo(a)pyrene	ND		ug/kg	150	--	1
Benzo(b)fluoranthene	ND		ug/kg	110	--	1
Benzo(k)fluoranthene	ND		ug/kg	110	--	1
Chrysene	ND		ug/kg	110	--	1
Acenaphthylene	ND		ug/kg	150	--	1
Anthracene	ND		ug/kg	110	--	1
Benzo(ghi)perylene	ND		ug/kg	150	--	1
Fluorene	ND		ug/kg	190	--	1
Phenanthrene	ND		ug/kg	110	--	1
Dibenzo(a,h)anthracene	ND		ug/kg	110	--	1
Indeno(1,2,3-cd)pyrene	ND		ug/kg	150	--	1
Pyrene	120		ug/kg	110	--	1
Biphenyl	ND		ug/kg	430	--	1
Aniline	ND		ug/kg	230	--	1
4-Chloroaniline	ND		ug/kg	190	--	1
1-Methylnaphthalene	ND		ug/kg	190	--	1
2-Nitroaniline	ND		ug/kg	190	--	1
3-Nitroaniline	ND		ug/kg	190	--	1
4-Nitroaniline	ND		ug/kg	190	--	1
Dibenzofuran	ND		ug/kg	190	--	1
2-Methylnaphthalene	ND		ug/kg	230	--	1
n-Nitrosodimethylamine	ND		ug/kg	380	--	1
2,4,6-Trichlorophenol	ND		ug/kg	110	--	1
p-Chloro-m-cresol	ND		ug/kg	190	--	1
2-Chlorophenol	ND		ug/kg	190	--	1
2,4-Dichlorophenol	ND		ug/kg	170	--	1
2,4-Dimethylphenol	ND		ug/kg	190	--	1
2-Nitrophenol	ND		ug/kg	410	--	1
4-Nitrophenol	ND		ug/kg	260	--	1
2,4-Dinitrophenol	ND		ug/kg	910	--	1
4,6-Dinitro-o-cresol	ND		ug/kg	490	--	1
Pentachlorophenol	ND		ug/kg	150	--	1

Project Name: SALEM DEPOT
Project Number: 52223.00
Lab Number: L2007596
Report Date: 02/27/20

SAMPLE RESULTS

Lab ID: L2007596-10
Client ID: SB-12 (0-6)
Sample Location: SALEM, NH
Date Collected: 02/19/20 10:30
Date Received: 02/20/20
Field Prep: Not Specified

Sample Depth:

Parameter	Result	Qualifier	Units	RL	MDL	Dilution Factor
Semivolatile Organics by GC/MS - Westborough Lab						
Phenol	ND		ug/kg	190	--	1
2-Methylphenol	ND		ug/kg	190	--	1
3-Methylphenol/4-Methylphenol	ND		ug/kg	270	--	1
2,4,5-Trichlorophenol	ND		ug/kg	190	--	1
Benzoic Acid	ND		ug/kg	610	--	1
Benzyl Alcohol	ND		ug/kg	190	--	1
Carbazole	ND		ug/kg	190	--	1
Pyridine	ND		ug/kg	200	--	1

Surrogate	% Recovery	Qualifier	Acceptance Criteria
2-Fluorophenol	77		25-120
Phenol-d6	78		10-120
Nitrobenzene-d5	73		23-120
2-Fluorobiphenyl	74		30-120
2,4,6-Tribromophenol	91		10-136
4-Terphenyl-d14	69		18-120

Project Name: SALEM DEPOT
Project Number: 52223.00

Lab Number: L2007596
Report Date: 02/27/20

SAMPLE RESULTS

Lab ID: L2007596-11
Client ID: SB-14 (0-6)
Sample Location: SALEM, NH

Date Collected: 02/19/20 13:00
Date Received: 02/20/20
Field Prep: Not Specified

Sample Depth:
Matrix: Soil
Analytical Method: 1,8270D
Analytical Date: 02/27/20 02:53
Analyst: EK
Percent Solids: 84%

Extraction Method: EPA 3546
Extraction Date: 02/26/20 14:32

Parameter	Result	Qualifier	Units	RL	MDL	Dilution Factor
Semivolatile Organics by GC/MS - Westborough Lab						
Acenaphthene	ND		ug/kg	160	--	1
Benzidine	ND		ug/kg	640	--	1
1,2,4-Trichlorobenzene	ND		ug/kg	190	--	1
Hexachlorobenzene	ND		ug/kg	120	--	1
Bis(2-chloroethyl)ether	ND		ug/kg	180	--	1
2-Chloronaphthalene	ND		ug/kg	190	--	1
1,2-Dichlorobenzene	ND		ug/kg	190	--	1
1,3-Dichlorobenzene	ND		ug/kg	190	--	1
1,4-Dichlorobenzene	ND		ug/kg	190	--	1
3,3'-Dichlorobenzidine	ND		ug/kg	190	--	1
2,4-Dinitrotoluene	ND		ug/kg	190	--	1
2,6-Dinitrotoluene	ND		ug/kg	190	--	1
Azobenzene	ND		ug/kg	190	--	1
Fluoranthene	120		ug/kg	120	--	1
4-Chlorophenyl phenyl ether	ND		ug/kg	190	--	1
4-Bromophenyl phenyl ether	ND		ug/kg	190	--	1
Bis(2-chloroisopropyl)ether	ND		ug/kg	230	--	1
Bis(2-chloroethoxy)methane	ND		ug/kg	210	--	1
Hexachlorobutadiene	ND		ug/kg	190	--	1
Hexachlorocyclopentadiene	ND		ug/kg	560	--	1
Hexachloroethane	ND		ug/kg	160	--	1
Isophorone	ND		ug/kg	180	--	1
Naphthalene	510		ug/kg	190	--	1
Nitrobenzene	ND		ug/kg	180	--	1
NDPA/DPA	ND		ug/kg	160	--	1
n-Nitrosodi-n-propylamine	ND		ug/kg	190	--	1
Bis(2-ethylhexyl)phthalate	ND		ug/kg	190	--	1
Butyl benzyl phthalate	ND		ug/kg	190	--	1

Project Name: SALEM DEPOT **Lab Number:** L2007596

Project Number: 52223.00 **Report Date:** 02/27/20

SAMPLE RESULTS

Lab ID: L2007596-11 Date Collected: 02/19/20 13:00

Client ID: SB-14 (0-6) Date Received: 02/20/20

Sample Location: SALEM, NH Field Prep: Not Specified

Sample Depth:

Parameter	Result	Qualifier	Units	RL	MDL	Dilution Factor
Semivolatile Organics by GC/MS - Westborough Lab						
Di-n-butylphthalate	ND		ug/kg	190	--	1
Di-n-octylphthalate	ND		ug/kg	190	--	1
Diethyl phthalate	ND		ug/kg	190	--	1
Dimethyl phthalate	ND		ug/kg	190	--	1
Benzo(a)anthracene	ND		ug/kg	120	--	1
Benzo(a)pyrene	ND		ug/kg	160	--	1
Benzo(b)fluoranthene	ND		ug/kg	120	--	1
Benzo(k)fluoranthene	ND		ug/kg	120	--	1
Chrysene	ND		ug/kg	120	--	1
Acenaphthylene	ND		ug/kg	160	--	1
Anthracene	ND		ug/kg	120	--	1
Benzo(ghi)perylene	ND		ug/kg	160	--	1
Fluorene	ND		ug/kg	190	--	1
Phenanthrene	ND		ug/kg	120	--	1
Dibenzo(a,h)anthracene	ND		ug/kg	120	--	1
Indeno(1,2,3-cd)pyrene	ND		ug/kg	160	--	1
Pyrene	120		ug/kg	120	--	1
Biphenyl	ND		ug/kg	440	--	1
Aniline	ND		ug/kg	230	--	1
4-Chloroaniline	ND		ug/kg	190	--	1
1-Methylnaphthalene	370		ug/kg	190	--	1
2-Nitroaniline	ND		ug/kg	190	--	1
3-Nitroaniline	ND		ug/kg	190	--	1
4-Nitroaniline	ND		ug/kg	190	--	1
Dibenzofuran	ND		ug/kg	190	--	1
2-Methylnaphthalene	590		ug/kg	230	--	1
n-Nitrosodimethylamine	ND		ug/kg	390	--	1
2,4,6-Trichlorophenol	ND		ug/kg	120	--	1
p-Chloro-m-cresol	ND		ug/kg	190	--	1
2-Chlorophenol	ND		ug/kg	190	--	1
2,4-Dichlorophenol	ND		ug/kg	180	--	1
2,4-Dimethylphenol	ND		ug/kg	190	--	1
2-Nitrophenol	ND		ug/kg	420	--	1
4-Nitrophenol	ND		ug/kg	270	--	1
2,4-Dinitrophenol	ND		ug/kg	940	--	1
4,6-Dinitro-o-cresol	ND		ug/kg	510	--	1
Pentachlorophenol	ND		ug/kg	160	--	1

Project Name: SALEM DEPOT
Project Number: 52223.00
Lab Number: L2007596
Report Date: 02/27/20

SAMPLE RESULTS

Lab ID: L2007596-11
Client ID: SB-14 (0-6)
Sample Location: SALEM, NH

Date Collected: 02/19/20 13:00
Date Received: 02/20/20
Field Prep: Not Specified

Sample Depth:

Parameter	Result	Qualifier	Units	RL	MDL	Dilution Factor
Semivolatile Organics by GC/MS - Westborough Lab						
Phenol	ND		ug/kg	190	--	1
2-Methylphenol	ND		ug/kg	190	--	1
3-Methylphenol/4-Methylphenol	ND		ug/kg	280	--	1
2,4,5-Trichlorophenol	ND		ug/kg	190	--	1
Benzoic Acid	ND		ug/kg	630	--	1
Benzyl Alcohol	ND		ug/kg	190	--	1
Carbazole	ND		ug/kg	190	--	1
Pyridine	ND		ug/kg	210	--	1

Surrogate	% Recovery	Qualifier	Acceptance Criteria
2-Fluorophenol	66		25-120
Phenol-d6	65		10-120
Nitrobenzene-d5	63		23-120
2-Fluorobiphenyl	63		30-120
2,4,6-Tribromophenol	71		10-136
4-Terphenyl-d14	61		18-120

Project Name: SALEM DEPOT
Project Number: 52223.00

Lab Number: L2007596
Report Date: 02/27/20

SAMPLE RESULTS

Lab ID: L2007596-12 D2
Client ID: SB-15 (0-6)
Sample Location: SALEM, NH

Sample Depth:
Matrix: Soil
Analytical Method: 1,8270D
Analytical Date: 02/27/20 14:39
Analyst: JG
Percent Solids: 83%

Date Collected: 02/19/20 13:30
Date Received: 02/20/20
Field Prep: Not Specified

Extraction Method: EPA 3546
Extraction Date: 02/26/20 14:32

Parameter	Result	Qualifier	Units	RL	MDL	Dilution Factor
Semivolatile Organics by GC/MS - Westborough Lab						
Naphthalene	77000		ug/kg	4000	--	20
Phenanthrene	110000		ug/kg	2400	--	20

Project Name: SALEM DEPOT
Project Number: 52223.00

Lab Number: L2007596
Report Date: 02/27/20

SAMPLE RESULTS

Lab ID: L2007596-12 D
Client ID: SB-15 (0-6)
Sample Location: SALEM, NH

Date Collected: 02/19/20 13:30
Date Received: 02/20/20
Field Prep: Not Specified

Sample Depth:
Matrix: Soil
Analytical Method: 1,8270D
Analytical Date: 02/27/20 12:35
Analyst: JG
Percent Solids: 83%

Extraction Method: EPA 3546
Extraction Date: 02/26/20 14:32

Parameter	Result	Qualifier	Units	RL	MDL	Dilution Factor
Semivolatile Organics by GC/MS - Westborough Lab						
Acenaphthene	53000		ug/kg	1600	--	10
Benzidine	ND		ug/kg	6600	--	10
1,2,4-Trichlorobenzene	ND		ug/kg	2000	--	10
Hexachlorobenzene	ND		ug/kg	1200	--	10
Bis(2-chloroethyl)ether	ND		ug/kg	1800	--	10
2-Chloronaphthalene	ND		ug/kg	2000	--	10
1,2-Dichlorobenzene	ND		ug/kg	2000	--	10
1,3-Dichlorobenzene	ND		ug/kg	2000	--	10
1,4-Dichlorobenzene	ND		ug/kg	2000	--	10
3,3'-Dichlorobenzidine	ND		ug/kg	2000	--	10
2,4-Dinitrotoluene	ND		ug/kg	2000	--	10
2,6-Dinitrotoluene	ND		ug/kg	2000	--	10
Azobenzene	ND		ug/kg	2000	--	10
Fluoranthene	48000		ug/kg	1200	--	10
4-Chlorophenyl phenyl ether	ND		ug/kg	2000	--	10
4-Bromophenyl phenyl ether	ND		ug/kg	2000	--	10
Bis(2-chloroisopropyl)ether	ND		ug/kg	2400	--	10
Bis(2-chloroethoxy)methane	ND		ug/kg	2200	--	10
Hexachlorobutadiene	ND		ug/kg	2000	--	10
Hexachlorocyclopentadiene	ND		ug/kg	5700	--	10
Hexachloroethane	ND		ug/kg	1600	--	10
Isophorone	ND		ug/kg	1800	--	10
Naphthalene	82000	E	ug/kg	2000	--	10
Nitrobenzene	ND		ug/kg	1800	--	10
NDPA/DPA	ND		ug/kg	1600	--	10
n-Nitrosodi-n-propylamine	ND		ug/kg	2000	--	10
Bis(2-ethylhexyl)phthalate	ND		ug/kg	2000	--	10
Butyl benzyl phthalate	ND		ug/kg	2000	--	10

Project Name: SALEM DEPOT **Lab Number:** L2007596

Project Number: 52223.00 **Report Date:** 02/27/20

SAMPLE RESULTS

Lab ID: L2007596-12 D Date Collected: 02/19/20 13:30

Client ID: SB-15 (0-6) Date Received: 02/20/20

Sample Location: SALEM, NH Field Prep: Not Specified

Sample Depth:

Parameter	Result	Qualifier	Units	RL	MDL	Dilution Factor
Semivolatile Organics by GC/MS - Westborough Lab						
Di-n-butylphthalate	ND		ug/kg	2000	--	10
Di-n-octylphthalate	ND		ug/kg	2000	--	10
Diethyl phthalate	ND		ug/kg	2000	--	10
Dimethyl phthalate	ND		ug/kg	2000	--	10
Benzo(a)anthracene	8000		ug/kg	1200	--	10
Benzo(a)pyrene	3800		ug/kg	1600	--	10
Benzo(b)fluoranthene	5700		ug/kg	1200	--	10
Benzo(k)fluoranthene	1900		ug/kg	1200	--	10
Chrysene	7000		ug/kg	1200	--	10
Acenaphthylene	1800		ug/kg	1600	--	10
Anthracene	9300		ug/kg	1200	--	10
Benzo(ghi)perylene	ND		ug/kg	1600	--	10
Fluorene	46000		ug/kg	2000	--	10
Phenanthrene	110000	E	ug/kg	1200	--	10
Dibenzo(a,h)anthracene	ND		ug/kg	1200	--	10
Indeno(1,2,3-cd)pyrene	ND		ug/kg	1600	--	10
Pyrene	29000		ug/kg	1200	--	10
Biphenyl	9300		ug/kg	4500	--	10
Aniline	ND		ug/kg	2400	--	10
4-Chloroaniline	ND		ug/kg	2000	--	10
1-Methylnaphthalene	20000		ug/kg	2000	--	10
2-Nitroaniline	ND		ug/kg	2000	--	10
3-Nitroaniline	ND		ug/kg	2000	--	10
4-Nitroaniline	ND		ug/kg	2000	--	10
Dibenzofuran	34000		ug/kg	2000	--	10
2-Methylnaphthalene	34000		ug/kg	2400	--	10
n-Nitrosodimethylamine	ND		ug/kg	4000	--	10
2,4,6-Trichlorophenol	ND		ug/kg	1200	--	10
p-Chloro-m-cresol	ND		ug/kg	2000	--	10
2-Chlorophenol	ND		ug/kg	2000	--	10
2,4-Dichlorophenol	ND		ug/kg	1800	--	10
2,4-Dimethylphenol	ND		ug/kg	2000	--	10
2-Nitrophenol	ND		ug/kg	4300	--	10
4-Nitrophenol	ND		ug/kg	2800	--	10
2,4-Dinitrophenol	ND		ug/kg	9600	--	10
4,6-Dinitro-o-cresol	ND		ug/kg	5200	--	10
Pentachlorophenol	ND		ug/kg	1600	--	10

Project Name: SALEM DEPOT
Project Number: 52223.00
Lab Number: L2007596
Report Date: 02/27/20

SAMPLE RESULTS

Lab ID: L2007596-12 D
Client ID: SB-15 (0-6)
Sample Location: SALEM, NH

Date Collected: 02/19/20 13:30
Date Received: 02/20/20
Field Prep: Not Specified

Sample Depth:

Parameter	Result	Qualifier	Units	RL	MDL	Dilution Factor
Semivolatile Organics by GC/MS - Westborough Lab						
Phenol	ND		ug/kg	2000	--	10
2-Methylphenol	ND		ug/kg	2000	--	10
3-Methylphenol/4-Methylphenol	ND		ug/kg	2900	--	10
2,4,5-Trichlorophenol	ND		ug/kg	2000	--	10
Benzoic Acid	ND		ug/kg	6400	--	10
Benzyl Alcohol	ND		ug/kg	2000	--	10
Carbazole	5000		ug/kg	2000	--	10
Pyridine	ND		ug/kg	2200	--	10

Surrogate	% Recovery	Qualifier	Acceptance Criteria
2-Fluorophenol	83		25-120
Phenol-d6	83		10-120
Nitrobenzene-d5	83		23-120
2-Fluorobiphenyl	80		30-120
2,4,6-Tribromophenol	89		10-136
4-Terphenyl-d14	89		18-120

Project Name: SALEM DEPOT
Project Number: 52223.00

Lab Number: L2007596
Report Date: 02/27/20

SAMPLE RESULTS

Lab ID: L2007596-13 D
Client ID: SB-16 (0-6)
Sample Location: SALEM, NH

Date Collected: 02/19/20 14:00
Date Received: 02/20/20
Field Prep: Not Specified

Sample Depth:
Matrix: Soil
Analytical Method: 1,8270D
Analytical Date: 02/27/20 14:14
Analyst: JG
Percent Solids: 75%

Extraction Method: EPA 3546
Extraction Date: 02/26/20 14:32

Parameter	Result	Qualifier	Units	RL	MDL	Dilution Factor
Semivolatile Organics by GC/MS - Westborough Lab						
Acenaphthene	ND		ug/kg	1700	--	10
Benzidine	ND		ug/kg	7200	--	10
1,2,4-Trichlorobenzene	ND		ug/kg	2200	--	10
Hexachlorobenzene	ND		ug/kg	1300	--	10
Bis(2-chloroethyl)ether	ND		ug/kg	2000	--	10
2-Chloronaphthalene	ND		ug/kg	2200	--	10
1,2-Dichlorobenzene	ND		ug/kg	2200	--	10
1,3-Dichlorobenzene	ND		ug/kg	2200	--	10
1,4-Dichlorobenzene	ND		ug/kg	2200	--	10
3,3'-Dichlorobenzidine	ND		ug/kg	2200	--	10
2,4-Dinitrotoluene	ND		ug/kg	2200	--	10
2,6-Dinitrotoluene	ND		ug/kg	2200	--	10
Azobenzene	ND		ug/kg	2200	--	10
Fluoranthene	ND		ug/kg	1300	--	10
4-Chlorophenyl phenyl ether	ND		ug/kg	2200	--	10
4-Bromophenyl phenyl ether	ND		ug/kg	2200	--	10
Bis(2-chloroisopropyl)ether	ND		ug/kg	2600	--	10
Bis(2-chloroethoxy)methane	ND		ug/kg	2400	--	10
Hexachlorobutadiene	ND		ug/kg	2200	--	10
Hexachlorocyclopentadiene	ND		ug/kg	6200	--	10
Hexachloroethane	ND		ug/kg	1700	--	10
Isophorone	ND		ug/kg	2000	--	10
Naphthalene	13000		ug/kg	2200	--	10
Nitrobenzene	ND		ug/kg	2000	--	10
NDPA/DPA	ND		ug/kg	1700	--	10
n-Nitrosodi-n-propylamine	ND		ug/kg	2200	--	10
Bis(2-ethylhexyl)phthalate	ND		ug/kg	2200	--	10
Butyl benzyl phthalate	ND		ug/kg	2200	--	10

Project Name: SALEM DEPOT **Lab Number:** L2007596

Project Number: 52223.00 **Report Date:** 02/27/20

SAMPLE RESULTS

Lab ID: L2007596-13 D Date Collected: 02/19/20 14:00

Client ID: SB-16 (0-6) Date Received: 02/20/20

Sample Location: SALEM, NH Field Prep: Not Specified

Sample Depth:

Parameter	Result	Qualifier	Units	RL	MDL	Dilution Factor
Semivolatile Organics by GC/MS - Westborough Lab						
Di-n-butylphthalate	ND		ug/kg	2200	--	10
Di-n-octylphthalate	ND		ug/kg	2200	--	10
Diethyl phthalate	ND		ug/kg	2200	--	10
Dimethyl phthalate	ND		ug/kg	2200	--	10
Benzo(a)anthracene	ND		ug/kg	1300	--	10
Benzo(a)pyrene	ND		ug/kg	1700	--	10
Benzo(b)fluoranthene	ND		ug/kg	1300	--	10
Benzo(k)fluoranthene	ND		ug/kg	1300	--	10
Chrysene	ND		ug/kg	1300	--	10
Acenaphthylene	ND		ug/kg	1700	--	10
Anthracene	ND		ug/kg	1300	--	10
Benzo(ghi)perylene	ND		ug/kg	1700	--	10
Fluorene	ND		ug/kg	2200	--	10
Phenanthrene	ND		ug/kg	1300	--	10
Dibenzo(a,h)anthracene	ND		ug/kg	1300	--	10
Indeno(1,2,3-cd)pyrene	ND		ug/kg	1700	--	10
Pyrene	ND		ug/kg	1300	--	10
Biphenyl	ND		ug/kg	5000	--	10
Aniline	ND		ug/kg	2600	--	10
4-Chloroaniline	ND		ug/kg	2200	--	10
1-Methylnaphthalene	5600		ug/kg	2200	--	10
2-Nitroaniline	ND		ug/kg	2200	--	10
3-Nitroaniline	ND		ug/kg	2200	--	10
4-Nitroaniline	ND		ug/kg	2200	--	10
Dibenzofuran	ND		ug/kg	2200	--	10
2-Methylnaphthalene	11000		ug/kg	2600	--	10
n-Nitrosodimethylamine	ND		ug/kg	4400	--	10
2,4,6-Trichlorophenol	ND		ug/kg	1300	--	10
p-Chloro-m-cresol	ND		ug/kg	2200	--	10
2-Chlorophenol	ND		ug/kg	2200	--	10
2,4-Dichlorophenol	ND		ug/kg	2000	--	10
2,4-Dimethylphenol	ND		ug/kg	2200	--	10
2-Nitrophenol	ND		ug/kg	4700	--	10
4-Nitrophenol	ND		ug/kg	3000	--	10
2,4-Dinitrophenol	ND		ug/kg	10000	--	10
4,6-Dinitro-o-cresol	ND		ug/kg	5700	--	10
Pentachlorophenol	ND		ug/kg	1700	--	10

Project Name: SALEM DEPOT
Project Number: 52223.00
Lab Number: L2007596
Report Date: 02/27/20

SAMPLE RESULTS

Lab ID: L2007596-13 D
Client ID: SB-16 (0-6)
Sample Location: SALEM, NH

Date Collected: 02/19/20 14:00
Date Received: 02/20/20
Field Prep: Not Specified

Sample Depth:

Parameter	Result	Qualifier	Units	RL	MDL	Dilution Factor
Semivolatile Organics by GC/MS - Westborough Lab						
Phenol	ND		ug/kg	2200	--	10
2-Methylphenol	ND		ug/kg	2200	--	10
3-Methylphenol/4-Methylphenol	ND		ug/kg	3100	--	10
2,4,5-Trichlorophenol	ND		ug/kg	2200	--	10
Benzoic Acid	ND		ug/kg	7100	--	10
Benzyl Alcohol	ND		ug/kg	2200	--	10
Carbazole	ND		ug/kg	2200	--	10
Pyridine	ND		ug/kg	2400	--	10

Surrogate	% Recovery	Qualifier	Acceptance Criteria
2-Fluorophenol	73		25-120
Phenol-d6	65		10-120
Nitrobenzene-d5	64		23-120
2-Fluorobiphenyl	63		30-120
2,4,6-Tribromophenol	76		10-136
4-Terphenyl-d14	66		18-120

Project Name: SALEM DEPOT
Project Number: 52223.00

Lab Number: L2007596
Report Date: 02/27/20

SAMPLE RESULTS

Lab ID: L2007596-14
Client ID: SB-17 (0-6)
Sample Location: SALEM, NH

Date Collected: 02/19/20 15:30
Date Received: 02/20/20
Field Prep: Not Specified

Sample Depth:
Matrix: Soil
Analytical Method: 1,8270D
Analytical Date: 02/27/20 06:47
Analyst: EK
Percent Solids: 75%

Extraction Method: EPA 3546
Extraction Date: 02/26/20 14:32

Parameter	Result	Qualifier	Units	RL	MDL	Dilution Factor
Semivolatile Organics by GC/MS - Westborough Lab						
Acenaphthene	ND		ug/kg	170	--	1
Benzidine	ND		ug/kg	720	--	1
1,2,4-Trichlorobenzene	ND		ug/kg	220	--	1
Hexachlorobenzene	ND		ug/kg	130	--	1
Bis(2-chloroethyl)ether	ND		ug/kg	200	--	1
2-Chloronaphthalene	ND		ug/kg	220	--	1
1,2-Dichlorobenzene	ND		ug/kg	220	--	1
1,3-Dichlorobenzene	ND		ug/kg	220	--	1
1,4-Dichlorobenzene	ND		ug/kg	220	--	1
3,3'-Dichlorobenzidine	ND		ug/kg	220	--	1
2,4-Dinitrotoluene	ND		ug/kg	220	--	1
2,6-Dinitrotoluene	ND		ug/kg	220	--	1
Azobenzene	ND		ug/kg	220	--	1
Fluoranthene	4800		ug/kg	130	--	1
4-Chlorophenyl phenyl ether	ND		ug/kg	220	--	1
4-Bromophenyl phenyl ether	ND		ug/kg	220	--	1
Bis(2-chloroisopropyl)ether	ND		ug/kg	260	--	1
Bis(2-chloroethoxy)methane	ND		ug/kg	240	--	1
Hexachlorobutadiene	ND		ug/kg	220	--	1
Hexachlorocyclopentadiene	ND		ug/kg	620	--	1
Hexachloroethane	ND		ug/kg	170	--	1
Isophorone	ND		ug/kg	200	--	1
Naphthalene	3700		ug/kg	220	--	1
Nitrobenzene	ND		ug/kg	200	--	1
NDPA/DPA	ND		ug/kg	170	--	1
n-Nitrosodi-n-propylamine	ND		ug/kg	220	--	1
Bis(2-ethylhexyl)phthalate	ND		ug/kg	220	--	1
Butyl benzyl phthalate	ND		ug/kg	220	--	1

Project Name: SALEM DEPOT **Lab Number:** L2007596

Project Number: 52223.00 **Report Date:** 02/27/20

SAMPLE RESULTS

Lab ID: L2007596-14 Date Collected: 02/19/20 15:30

Client ID: SB-17 (0-6) Date Received: 02/20/20

Sample Location: SALEM, NH Field Prep: Not Specified

Sample Depth:

Parameter	Result	Qualifier	Units	RL	MDL	Dilution Factor
Semivolatile Organics by GC/MS - Westborough Lab						
Di-n-butylphthalate	ND		ug/kg	220	--	1
Di-n-octylphthalate	ND		ug/kg	220	--	1
Diethyl phthalate	ND		ug/kg	220	--	1
Dimethyl phthalate	ND		ug/kg	220	--	1
Benzo(a)anthracene	3100		ug/kg	130	--	1
Benzo(a)pyrene	3400		ug/kg	170	--	1
Benzo(b)fluoranthene	4700		ug/kg	130	--	1
Benzo(k)fluoranthene	1600		ug/kg	130	--	1
Chrysene	3200		ug/kg	130	--	1
Acenaphthylene	860		ug/kg	170	--	1
Anthracene	510		ug/kg	130	--	1
Benzo(ghi)perylene	2100		ug/kg	170	--	1
Fluorene	ND		ug/kg	220	--	1
Phenanthrene	1600		ug/kg	130	--	1
Dibenzo(a,h)anthracene	510		ug/kg	130	--	1
Indeno(1,2,3-cd)pyrene	2400		ug/kg	170	--	1
Pyrene	4200		ug/kg	130	--	1
Biphenyl	ND		ug/kg	500	--	1
Aniline	ND		ug/kg	260	--	1
4-Chloroaniline	ND		ug/kg	220	--	1
1-Methylnaphthalene	1000		ug/kg	220	--	1
2-Nitroaniline	ND		ug/kg	220	--	1
3-Nitroaniline	ND		ug/kg	220	--	1
4-Nitroaniline	ND		ug/kg	220	--	1
Dibenzofuran	ND		ug/kg	220	--	1
2-Methylnaphthalene	2100		ug/kg	260	--	1
n-Nitrosodimethylamine	ND		ug/kg	440	--	1
2,4,6-Trichlorophenol	ND		ug/kg	130	--	1
p-Chloro-m-cresol	ND		ug/kg	220	--	1
2-Chlorophenol	ND		ug/kg	220	--	1
2,4-Dichlorophenol	ND		ug/kg	200	--	1
2,4-Dimethylphenol	ND		ug/kg	220	--	1
2-Nitrophenol	ND		ug/kg	470	--	1
4-Nitrophenol	ND		ug/kg	300	--	1
2,4-Dinitrophenol	ND		ug/kg	1000	--	1
4,6-Dinitro-o-cresol	ND		ug/kg	570	--	1
Pentachlorophenol	ND		ug/kg	170	--	1

Project Name: SALEM DEPOT
Project Number: 52223.00
Lab Number: L2007596
Report Date: 02/27/20

SAMPLE RESULTS

Lab ID: L2007596-14
Client ID: SB-17 (0-6)
Sample Location: SALEM, NH
Date Collected: 02/19/20 15:30
Date Received: 02/20/20
Field Prep: Not Specified

Sample Depth:

Parameter	Result	Qualifier	Units	RL	MDL	Dilution Factor
Semivolatile Organics by GC/MS - Westborough Lab						
Phenol	ND		ug/kg	220	--	1
2-Methylphenol	ND		ug/kg	220	--	1
3-Methylphenol/4-Methylphenol	ND		ug/kg	310	--	1
2,4,5-Trichlorophenol	ND		ug/kg	220	--	1
Benzoic Acid	ND		ug/kg	700	--	1
Benzyl Alcohol	ND		ug/kg	220	--	1
Carbazole	ND		ug/kg	220	--	1
Pyridine	ND		ug/kg	240	--	1

Surrogate	% Recovery	Qualifier	Acceptance Criteria
2-Fluorophenol	66		25-120
Phenol-d6	68		10-120
Nitrobenzene-d5	64		23-120
2-Fluorobiphenyl	70		30-120
2,4,6-Tribromophenol	84		10-136
4-Terphenyl-d14	75		18-120

Project Name: SALEM DEPOT
Project Number: 52223.00

Lab Number: L2007596
Report Date: 02/27/20

Method Blank Analysis
Batch Quality Control

Analytical Method: 1,8270D
Analytical Date: 02/26/20 21:04
Analyst: EK

Extraction Method: EPA 3546
Extraction Date: 02/26/20 14:32

Parameter	Result	Qualifier	Units	RL	MDL
Semivolatile Organics by GC/MS - Westborough Lab for sample(s): 01-05,07-14 Batch: WG1344652-1					
Acenaphthene	ND		ug/kg	130	--
Benzidine	ND		ug/kg	550	--
1,2,4-Trichlorobenzene	ND		ug/kg	170	--
Hexachlorobenzene	ND		ug/kg	100	--
Bis(2-chloroethyl)ether	ND		ug/kg	150	--
2-Chloronaphthalene	ND		ug/kg	170	--
1,2-Dichlorobenzene	ND		ug/kg	170	--
1,3-Dichlorobenzene	ND		ug/kg	170	--
1,4-Dichlorobenzene	ND		ug/kg	170	--
3,3'-Dichlorobenzidine	ND		ug/kg	170	--
2,4-Dinitrotoluene	ND		ug/kg	170	--
2,6-Dinitrotoluene	ND		ug/kg	170	--
Azobenzene	ND		ug/kg	170	--
Fluoranthene	ND		ug/kg	100	--
4-Chlorophenyl phenyl ether	ND		ug/kg	170	--
4-Bromophenyl phenyl ether	ND		ug/kg	170	--
Bis(2-chloroisopropyl)ether	ND		ug/kg	200	--
Bis(2-chloroethoxy)methane	ND		ug/kg	180	--
Hexachlorobutadiene	ND		ug/kg	170	--
Hexachlorocyclopentadiene	ND		ug/kg	480	--
Hexachloroethane	ND		ug/kg	130	--
Isophorone	ND		ug/kg	150	--
Naphthalene	ND		ug/kg	170	--
Nitrobenzene	ND		ug/kg	150	--
NDPA/DPA	ND		ug/kg	130	--
n-Nitrosodi-n-propylamine	ND		ug/kg	170	--
Bis(2-ethylhexyl)phthalate	ND		ug/kg	170	--
Butyl benzyl phthalate	ND		ug/kg	170	--
Di-n-butylphthalate	ND		ug/kg	170	--

Project Name: SALEM DEPOT
Project Number: 52223.00

Lab Number: L2007596
Report Date: 02/27/20

Method Blank Analysis
Batch Quality Control

Analytical Method: 1,8270D
Analytical Date: 02/26/20 21:04
Analyst: EK

Extraction Method: EPA 3546
Extraction Date: 02/26/20 14:32

Parameter	Result	Qualifier	Units	RL	MDL
Semivolatile Organics by GC/MS - Westborough Lab for sample(s): 01-05,07-14 Batch: WG1344652-1					
Di-n-octylphthalate	ND		ug/kg	170	--
Diethyl phthalate	ND		ug/kg	170	--
Dimethyl phthalate	ND		ug/kg	170	--
Benzo(a)anthracene	ND		ug/kg	100	--
Benzo(a)pyrene	ND		ug/kg	130	--
Benzo(b)fluoranthene	ND		ug/kg	100	--
Benzo(k)fluoranthene	ND		ug/kg	100	--
Chrysene	ND		ug/kg	100	--
Acenaphthylene	ND		ug/kg	130	--
Anthracene	ND		ug/kg	100	--
Benzo(ghi)perylene	ND		ug/kg	130	--
Fluorene	ND		ug/kg	170	--
Phenanthrene	ND		ug/kg	100	--
Dibenzo(a,h)anthracene	ND		ug/kg	100	--
Indeno(1,2,3-cd)pyrene	ND		ug/kg	130	--
Pyrene	ND		ug/kg	100	--
Biphenyl	ND		ug/kg	380	--
Aniline	ND		ug/kg	200	--
4-Chloroaniline	ND		ug/kg	170	--
1-Methylnaphthalene	ND		ug/kg	170	--
2-Nitroaniline	ND		ug/kg	170	--
3-Nitroaniline	ND		ug/kg	170	--
4-Nitroaniline	ND		ug/kg	170	--
Dibenzofuran	ND		ug/kg	170	--
2-Methylnaphthalene	ND		ug/kg	200	--
n-Nitrosodimethylamine	ND		ug/kg	330	--
2,4,6-Trichlorophenol	ND		ug/kg	100	--
p-Chloro-m-cresol	ND		ug/kg	170	--
2-Chlorophenol	ND		ug/kg	170	--

Project Name: SALEM DEPOT
Project Number: 52223.00

Lab Number: L2007596
Report Date: 02/27/20

Method Blank Analysis
Batch Quality Control

Analytical Method: 1,8270D
Analytical Date: 02/26/20 21:04
Analyst: EK

Extraction Method: EPA 3546
Extraction Date: 02/26/20 14:32

Parameter	Result	Qualifier	Units	RL	MDL
Semivolatile Organics by GC/MS - Westborough Lab for sample(s): 01-05,07-14 Batch: WG1344652-1					
2,4-Dichlorophenol	ND		ug/kg	150	--
2,4-Dimethylphenol	ND		ug/kg	170	--
2-Nitrophenol	ND		ug/kg	360	--
4-Nitrophenol	ND		ug/kg	230	--
2,4-Dinitrophenol	ND		ug/kg	800	--
4,6-Dinitro-o-cresol	ND		ug/kg	430	--
Pentachlorophenol	ND		ug/kg	130	--
Phenol	ND		ug/kg	170	--
2-Methylphenol	ND		ug/kg	170	--
3-Methylphenol/4-Methylphenol	ND		ug/kg	240	--
2,4,5-Trichlorophenol	ND		ug/kg	170	--
Benzoic Acid	ND		ug/kg	540	--
Benzyl Alcohol	ND		ug/kg	170	--
Carbazole	ND		ug/kg	170	--
Pyridine	ND		ug/kg	180	--

Surrogate	%Recovery	Qualifier	Acceptance Criteria
2-Fluorophenol	68		25-120
Phenol-d6	69		10-120
Nitrobenzene-d5	61		23-120
2-Fluorobiphenyl	72		30-120
2,4,6-Tribromophenol	82		10-136
4-Terphenyl-d14	84		18-120

Lab Control Sample Analysis
Batch Quality Control

Project Name: SALEM DEPOT
Project Number: 52223.00
Lab Number: L2007596
Report Date: 02/27/20

Parameter	LCS %Recovery	Qual	LCSD %Recovery	Qual	%Recovery Limits	RPD	Qual	RPD Limits
Semivolatile Organics by GC/MS - Westborough Lab Associated sample(s): 01-05,07-14 Batch: WG1344652-2 WG1344652-3								
Acenaphthene	68		85		31-137	22		50
Benzidine	46		60		10-66	26		50
1,2,4-Trichlorobenzene	69		86		38-107	22		50
Hexachlorobenzene	78		98		40-140	23		50
Bis(2-chloroethyl)ether	61		76		40-140	22		50
2-Chloronaphthalene	73		91		40-140	22		50
1,2-Dichlorobenzene	64		79		40-140	21		50
1,3-Dichlorobenzene	62		76		40-140	20		50
1,4-Dichlorobenzene	63		76		28-104	19		50
3,3'-Dichlorobenzidine	42		52		40-140	21		50
2,4-Dinitrotoluene	71		90		40-132	24		50
2,6-Dinitrotoluene	76		98		40-140	25		50
Azobenzene	73		92		40-140	23		50
Fluoranthene	72		91		40-140	23		50
4-Chlorophenyl phenyl ether	70		88		40-140	23		50
4-Bromophenyl phenyl ether	72		92		40-140	24		50
Bis(2-chloroisopropyl)ether	55		68		40-140	21		50
Bis(2-chloroethoxy)methane	65		81		40-117	22		50
Hexachlorobutadiene	74		92		40-140	22		50
Hexachlorocyclopentadiene	67		87		40-140	26		50
Hexachloroethane	64		76		40-140	17		50
Isophorone	65		80		40-140	21		50
Naphthalene	69		86		40-140	22		50

Lab Control Sample Analysis
Batch Quality Control

Project Name: SALEM DEPOT
Project Number: 52223.00

Lab Number: L2007596
Report Date: 02/27/20

Parameter	LCS %Recovery	Qual	LCSD %Recovery	Qual	%Recovery Limits	RPD	Qual	RPD Limits
Semivolatile Organics by GC/MS - Westborough Lab Associated sample(s): 01-05,07-14 Batch: WG1344652-2 WG1344652-3								
Nitrobenzene	64		76		40-140	17		50
NDPA/DPA	70		88		36-157	23		50
n-Nitrosodi-n-propylamine	64		76		32-121	17		50
Bis(2-ethylhexyl)phthalate	73		92		40-140	23		50
Butyl benzyl phthalate	69		90		40-140	26		50
Di-n-butylphthalate	73		90		40-140	21		50
Di-n-octylphthalate	72		92		40-140	24		50
Diethyl phthalate	73		91		40-140	22		50
Dimethyl phthalate	76		96		40-140	23		50
Benzo(a)anthracene	67		85		40-140	24		50
Benzo(a)pyrene	71		93		40-140	27		50
Benzo(b)fluoranthene	77		97		40-140	23		50
Benzo(k)fluoranthene	68		90		40-140	28		50
Chrysene	71		91		40-140	25		50
Acenaphthylene	74		92		40-140	22		50
Anthracene	69		89		40-140	25		50
Benzo(ghi)perylene	73		91		40-140	22		50
Fluorene	70		89		40-140	24		50
Phenanthrene	68		87		40-140	25		50
Dibenzo(a,h)anthracene	68		87		40-140	25		50
Indeno(1,2,3-cd)pyrene	70		89		40-140	24		50
Pyrene	70		90		35-142	25		50
Biphenyl	72		90		37-127	22		50

Lab Control Sample Analysis
Batch Quality Control

Project Name: SALEM DEPOT
Project Number: 52223.00
Lab Number: L2007596
Report Date: 02/27/20

Parameter	LCS %Recovery	Qual	LCSD %Recovery	Qual	%Recovery Limits	RPD	Qual	RPD Limits
Semivolatile Organics by GC/MS - Westborough Lab Associated sample(s): 01-05,07-14 Batch: WG1344652-2 WG1344652-3								
Aniline	48		60		40-140	22		50
4-Chloroaniline	69		84		40-140	20		50
1-Methylnaphthalene	73		88		26-130	19		50
2-Nitroaniline	71		91		47-134	25		50
3-Nitroaniline	59		73		26-129	21		50
4-Nitroaniline	63		82		41-125	26		50
Dibenzofuran	70		88		40-140	23		50
2-Methylnaphthalene	69		88		40-140	24		50
n-Nitrosodimethylamine	57		72		22-100	23		50
2,4,6-Trichlorophenol	79		97		30-130	20		50
p-Chloro-m-cresol	75		97		26-103	26		50
2-Chlorophenol	70		85		25-102	19		50
2,4-Dichlorophenol	76		93		30-130	20		50
2,4-Dimethylphenol	73		91		30-130	22		50
2-Nitrophenol	70		86		30-130	21		50
4-Nitrophenol	60		81		11-114	30		50
2,4-Dinitrophenol	61		80		4-130	27		50
4,6-Dinitro-o-cresol	67		95		10-130	35		50
Pentachlorophenol	73		98		17-109	29		50
Phenol	63		78		26-90	21		50
2-Methylphenol	68		86		30-130.	23		50
3-Methylphenol/4-Methylphenol	76		95		30-130	22		50
2,4,5-Trichlorophenol	80		100		30-130	22		50

Lab Control Sample Analysis
Batch Quality Control

Project Name: SALEM DEPOT
Project Number: 52223.00
Lab Number: L2007596
Report Date: 02/27/20

Parameter	LCS %Recovery	Qual	LCSD %Recovery	Qual	%Recovery Limits	RPD	Qual	RPD Limits
Semivolatile Organics by GC/MS - Westborough Lab Associated sample(s): 01-05,07-14 Batch: WG1344652-2 WG1344652-3								
Benzoic Acid	68		69		10-110	1		50
Benzyl Alcohol	69		86		40-140	22		50
Carbazole	70		89		54-128	24		50
Pyridine	53		63		10-93	17		50

Surrogate	LCS %Recovery	Qual	LCSD %Recovery	Qual	Acceptance Criteria
2-Fluorophenol	66		82		25-120
Phenol-d6	67		85		10-120
Nitrobenzene-d5	63		78		23-120
2-Fluorobiphenyl	69		87		30-120
2,4,6-Tribromophenol	77		99		10-136
4-Terphenyl-d14	75		96		18-120

PETROLEUM HYDROCARBONS

Project Name: SALEM DEPOT
Project Number: 52223.00

Lab Number: L2007596
Report Date: 02/27/20

SAMPLE RESULTS

Lab ID: L2007596-01
Client ID: SB-1 (0-3)
Sample Location: SALEM, NH

Sample Depth:
Matrix: Soil
Analytical Method: 1,8015D(M)
Analytical Date: 02/24/20 02:06
Analyst: MEO
Percent Solids: 90%

Date Collected: 02/18/20 09:00
Date Received: 02/20/20
Field Prep: Not Specified

Extraction Method: EPA 3546
Extraction Date: 02/22/20 02:50

Parameter	Result	Qualifier	Units	RL	MDL	Dilution Factor
Petroleum Hydrocarbon Quantitation - Westborough Lab						
TPH (C10-C36)	ND		ug/kg	35900	--	1

Surrogate	% Recovery	Qualifier	Acceptance Criteria
o-Terphenyl	65		40-140

Project Name: SALEM DEPOT
Project Number: 52223.00

Lab Number: L2007596
Report Date: 02/27/20

SAMPLE RESULTS

Lab ID: L2007596-02
Client ID: SB-2 (0-3)
Sample Location: SALEM, NH

Sample Depth:
Matrix: Soil
Analytical Method: 1,8015D(M)
Analytical Date: 02/24/20 05:21
Analyst: MEO
Percent Solids: 87%

Date Collected: 02/18/20 09:30
Date Received: 02/20/20
Field Prep: Not Specified

Extraction Method: EPA 3546
Extraction Date: 02/22/20 02:50

Parameter	Result	Qualifier	Units	RL	MDL	Dilution Factor
Petroleum Hydrocarbon Quantitation - Westborough Lab						
TPH (C10-C36)	107000		ug/kg	36900	--	1

Surrogate	% Recovery	Qualifier	Acceptance Criteria
o-Terphenyl	67		40-140

Project Name: SALEM DEPOT
Project Number: 52223.00

Lab Number: L2007596
Report Date: 02/27/20

SAMPLE RESULTS

Lab ID: L2007596-03
Client ID: SB-4 (0-4)
Sample Location: SALEM, NH

Sample Depth:
Matrix: Soil
Analytical Method: 1,8015D(M)
Analytical Date: 02/24/20 05:53
Analyst: MEO
Percent Solids: 87%

Date Collected: 02/18/20 10:30
Date Received: 02/20/20
Field Prep: Not Specified

Extraction Method: EPA 3546
Extraction Date: 02/22/20 02:50

Parameter	Result	Qualifier	Units	RL	MDL	Dilution Factor
Petroleum Hydrocarbon Quantitation - Westborough Lab						
TPH (C10-C36)	68900		ug/kg	37600	--	1

Surrogate	% Recovery	Qualifier	Acceptance Criteria
o-Terphenyl	73		40-140

Project Name: SALEM DEPOT
Project Number: 52223.00

Lab Number: L2007596
Report Date: 02/27/20

SAMPLE RESULTS

Lab ID: L2007596-04
Client ID: SB-6 (0-6)
Sample Location: SALEM, NH

Sample Depth:
Matrix: Soil
Analytical Method: 1,8015D(M)
Analytical Date: 02/24/20 06:26
Analyst: MEO
Percent Solids: 78%

Date Collected: 02/18/20 14:00
Date Received: 02/20/20
Field Prep: Not Specified

Extraction Method: EPA 3546
Extraction Date: 02/22/20 02:50

Parameter	Result	Qualifier	Units	RL	MDL	Dilution Factor
Petroleum Hydrocarbon Quantitation - Westborough Lab						
TPH (C10-C36)	127000		ug/kg	40600	--	1

Surrogate	% Recovery	Qualifier	Acceptance Criteria
o-Terphenyl	71		40-140

Project Name: SALEM DEPOT
Project Number: 52223.00

Lab Number: L2007596
Report Date: 02/27/20

SAMPLE RESULTS

Lab ID: L2007596-05
Client ID: SB-7 (0-6)
Sample Location: SALEM, NH

Sample Depth:
Matrix: Soil
Analytical Method: 1,8015D(M)
Analytical Date: 02/24/20 06:58
Analyst: MEO
Percent Solids: 88%

Date Collected: 02/18/20 14:30
Date Received: 02/20/20
Field Prep: Not Specified

Extraction Method: EPA 3546
Extraction Date: 02/22/20 02:50

Parameter	Result	Qualifier	Units	RL	MDL	Dilution Factor
Petroleum Hydrocarbon Quantitation - Westborough Lab						
TPH (C10-C36)	58100		ug/kg	36400	--	1

Surrogate	% Recovery	Qualifier	Acceptance Criteria
o-Terphenyl	66		40-140

Project Name: SALEM DEPOT
Project Number: 52223.00

Lab Number: L2007596
Report Date: 02/27/20

SAMPLE RESULTS

Lab ID: L2007596-07
Client ID: SB-9 (0-6)
Sample Location: SALEM, NH

Date Collected: 02/19/20 08:30
Date Received: 02/20/20
Field Prep: Not Specified

Sample Depth:
Matrix: Soil
Analytical Method: 1,8015D(M)
Analytical Date: 02/24/20 07:30
Analyst: MEO
Percent Solids: 81%

Extraction Method: EPA 3546
Extraction Date: 02/22/20 02:50

Parameter	Result	Qualifier	Units	RL	MDL	Dilution Factor
Petroleum Hydrocarbon Quantitation - Westborough Lab						
TPH (C10-C36)	80100		ug/kg	39800	--	1

Surrogate	% Recovery	Qualifier	Acceptance Criteria
o-Terphenyl	68		40-140

Project Name: SALEM DEPOT
Project Number: 52223.00

Lab Number: L2007596
Report Date: 02/27/20

SAMPLE RESULTS

Lab ID: L2007596-08
Client ID: SB-10 (0-6)
Sample Location: SALEM, NH

Sample Depth:
Matrix: Soil
Analytical Method: 1,8015D(M)
Analytical Date: 02/24/20 09:08
Analyst: MEO
Percent Solids: 84%

Date Collected: 02/19/20 09:00
Date Received: 02/20/20
Field Prep: Not Specified

Extraction Method: EPA 3546
Extraction Date: 02/22/20 02:50

Parameter	Result	Qualifier	Units	RL	MDL	Dilution Factor
Petroleum Hydrocarbon Quantitation - Westborough Lab						
TPH (C10-C36)	ND		ug/kg	38500	--	1

Surrogate	% Recovery	Qualifier	Acceptance Criteria
o-Terphenyl	68		40-140

Project Name: SALEM DEPOT
Project Number: 52223.00

Lab Number: L2007596
Report Date: 02/27/20

SAMPLE RESULTS

Lab ID: L2007596-09
Client ID: SB-11 (0-6)
Sample Location: SALEM, NH

Sample Depth:
Matrix: Soil
Analytical Method: 1,8015D(M)
Analytical Date: 02/24/20 09:40
Analyst: MEO
Percent Solids: 84%

Date Collected: 02/19/20 09:30
Date Received: 02/20/20
Field Prep: Not Specified

Extraction Method: EPA 3546
Extraction Date: 02/22/20 02:50

Parameter	Result	Qualifier	Units	RL	MDL	Dilution Factor
Petroleum Hydrocarbon Quantitation - Westborough Lab						
TPH (C10-C36)	55500		ug/kg	39000	--	1

Surrogate	% Recovery	Qualifier	Acceptance Criteria
o-Terphenyl	67		40-140

Project Name: SALEM DEPOT
Project Number: 52223.00

Lab Number: L2007596
Report Date: 02/27/20

SAMPLE RESULTS

Lab ID: L2007596-10
Client ID: SB-12 (0-6)
Sample Location: SALEM, NH

Sample Depth:
Matrix: Soil
Analytical Method: 1,8015D(M)
Analytical Date: 02/24/20 10:13
Analyst: MEO
Percent Solids: 87%

Date Collected: 02/19/20 10:30
Date Received: 02/20/20
Field Prep: Not Specified

Extraction Method: EPA 3546
Extraction Date: 02/22/20 02:50

Parameter	Result	Qualifier	Units	RL	MDL	Dilution Factor
Petroleum Hydrocarbon Quantitation - Westborough Lab						
TPH (C10-C36)	136000		ug/kg	37500	--	1

Surrogate	% Recovery	Qualifier	Acceptance Criteria
o-Terphenyl	66		40-140

Project Name: SALEM DEPOT
Project Number: 52223.00

Lab Number: L2007596
Report Date: 02/27/20

SAMPLE RESULTS

Lab ID: L2007596-11 D
Client ID: SB-14 (0-6)
Sample Location: SALEM, NH

Sample Depth:
Matrix: Soil
Analytical Method: 1,8015D(M)
Analytical Date: 02/25/20 23:51
Analyst: LL
Percent Solids: 84%

Date Collected: 02/19/20 13:00
Date Received: 02/20/20
Field Prep: Not Specified

Extraction Method: EPA 3546
Extraction Date: 02/22/20 02:50

Parameter	Result	Qualifier	Units	RL	MDL	Dilution Factor
Petroleum Hydrocarbon Quantitation - Westborough Lab						
TPH (C10-C36)	990000		ug/kg	191000	--	5

Surrogate	% Recovery	Qualifier	Acceptance Criteria
o-Terphenyl	102		40-140

Project Name: SALEM DEPOT
Project Number: 52223.00

Lab Number: L2007596
Report Date: 02/27/20

SAMPLE RESULTS

Lab ID: L2007596-12 D
Client ID: SB-15 (0-6)
Sample Location: SALEM, NH

Sample Depth:
Matrix: Soil
Analytical Method: 1,8015D(M)
Analytical Date: 02/26/20 00:23
Analyst: LL
Percent Solids: 83%

Date Collected: 02/19/20 13:30
Date Received: 02/20/20
Field Prep: Not Specified

Extraction Method: EPA 3546
Extraction Date: 02/22/20 02:50

Parameter	Result	Qualifier	Units	RL	MDL	Dilution Factor
Petroleum Hydrocarbon Quantitation - Westborough Lab						
TPH (C10-C36)	2060000		ug/kg	189000	--	5

Surrogate	% Recovery	Qualifier	Acceptance Criteria
o-Terphenyl	133		40-140

Project Name: SALEM DEPOT
Project Number: 52223.00

Lab Number: L2007596
Report Date: 02/27/20

SAMPLE RESULTS

Lab ID: L2007596-13 D
Client ID: SB-16 (0-6)
Sample Location: SALEM, NH

Sample Depth:
Matrix: Soil
Analytical Method: 1,8015D(M)
Analytical Date: 02/26/20 00:56
Analyst: LL
Percent Solids: 75%

Date Collected: 02/19/20 14:00
Date Received: 02/20/20
Field Prep: Not Specified

Extraction Method: EPA 3546
Extraction Date: 02/22/20 02:50

Parameter	Result	Qualifier	Units	RL	MDL	Dilution Factor
Petroleum Hydrocarbon Quantitation - Westborough Lab						
TPH (C10-C36)	1500000		ug/kg	211000	--	5

Surrogate	% Recovery	Qualifier	Acceptance Criteria
o-Terphenyl	110		40-140

Project Name: SALEM DEPOT
Project Number: 52223.00

Lab Number: L2007596
Report Date: 02/27/20

SAMPLE RESULTS

Lab ID: L2007596-14
Client ID: SB-17 (0-6)
Sample Location: SALEM, NH

Sample Depth:
Matrix: Soil
Analytical Method: 1,8015D(M)
Analytical Date: 02/24/20 12:24
Analyst: MEO
Percent Solids: 75%

Date Collected: 02/19/20 15:30
Date Received: 02/20/20
Field Prep: Not Specified

Extraction Method: EPA 3546
Extraction Date: 02/22/20 02:50

Parameter	Result	Qualifier	Units	RL	MDL	Dilution Factor
Petroleum Hydrocarbon Quantitation - Westborough Lab						
TPH (C10-C36)	331000		ug/kg	42200	--	1

Surrogate	% Recovery	Qualifier	Acceptance Criteria
o-Terphenyl	66		40-140

Project Name: SALEM DEPOT
Project Number: 52223.00

Lab Number: L2007596
Report Date: 02/27/20

Method Blank Analysis
Batch Quality Control

Analytical Method: 1,8015D(M)
Analytical Date: 02/24/20 01:34
Analyst: MEO

Extraction Method: EPA 3546
Extraction Date: 02/22/20 02:55

Parameter	Result	Qualifier	Units	RL	MDL
Petroleum Hydrocarbon Quantitation - Westborough Lab for sample(s): 01-05,07-14 Batch: WG1343363-1					
TPH (C10-C36)	ND		ug/kg	32600	--

Surrogate	%Recovery	Qualifier	Acceptance Criteria
o-Terphenyl	71		40-140

Lab Control Sample Analysis
Batch Quality Control

Project Name: SALEM DEPOT
Project Number: 52223.00
Lab Number: L2007596
Report Date: 02/27/20

Parameter	LCS %Recovery	Qual	LCSD %Recovery	Qual	%Recovery Limits	RPD	Qual	RPD Limits
Petroleum Hydrocarbon Quantitation - Westborough Lab Associated sample(s): 01-05,07-14 Batch: WG1343363-2								
TPH (C10-C36)	76		-		40-140	-		40

Surrogate	LCS %Recovery	Qual	LCSD %Recovery	Qual	Acceptance Criteria
o-Terphenyl	105				40-140

Lab Duplicate Analysis
Batch Quality Control

Project Name: SALEM DEPOT
Project Number: 52223.00

Lab Number: L2007596
Report Date: 02/27/20

Parameter	Native Sample	Duplicate Sample	Units	RPD	Qual	RPD Limits
Petroleum Hydrocarbon Quantitation - Westborough Lab Associated sample(s): 01-05,07-14 QC Batch ID: WG1343363-3 QC Sample: L2007596-01 Client ID: SB-1 (0-3)						
TPH (C10-C36)	ND	43500	ug/kg	NC		40

Surrogate	%Recovery	Qualifier	%Recovery	Qualifier	Acceptance Criteria
o-Terphenyl	65		63		40-140

PCBS

Project Name: SALEM DEPOT
Project Number: 52223.00

Lab Number: L2007596
Report Date: 02/27/20

SAMPLE RESULTS

Lab ID: L2007596-01
Client ID: SB-1 (0-3)
Sample Location: SALEM, NH

Sample Depth:
Matrix: Soil
Analytical Method: 1,8082A
Analytical Date: 02/24/20 20:50
Analyst: CW
Percent Solids: 90%

Date Collected: 02/18/20 09:00
Date Received: 02/20/20
Field Prep: Not Specified

Extraction Method: EPA 3546
Extraction Date: 02/24/20 00:41
Cleanup Method: EPA 3665A
Cleanup Date: 02/24/20
Cleanup Method: EPA 3660B
Cleanup Date: 02/24/20

Parameter	Result	Qualifier	Units	RL	MDL	Dilution Factor	Column
Polychlorinated Biphenyls by GC - Westborough Lab							
Aroclor 1016	ND		ug/kg	35.7	--	1	A
Aroclor 1221	ND		ug/kg	35.7	--	1	A
Aroclor 1232	ND		ug/kg	35.7	--	1	A
Aroclor 1242	ND		ug/kg	35.7	--	1	A
Aroclor 1248	ND		ug/kg	35.7	--	1	A
Aroclor 1254	ND		ug/kg	35.7	--	1	A
Aroclor 1260	ND		ug/kg	35.7	--	1	B
Aroclor 1262	ND		ug/kg	35.7	--	1	A
Aroclor 1268	ND		ug/kg	35.7	--	1	A
PCBs, Total	ND		ug/kg	35.7	--	1	B

Surrogate	% Recovery	Qualifier	Acceptance Criteria	Column
2,4,5,6-Tetrachloro-m-xylene	63		30-150	B
Decachlorobiphenyl	58		30-150	B
2,4,5,6-Tetrachloro-m-xylene	57		30-150	A
Decachlorobiphenyl	75		30-150	A

Project Name: SALEM DEPOT
Project Number: 52223.00
Lab Number: L2007596
Report Date: 02/27/20

SAMPLE RESULTS

Lab ID: L2007596-02
Client ID: SB-2 (0-3)
Sample Location: SALEM, NH

Sample Depth:
Matrix: Soil
Analytical Method: 1,8082A
Analytical Date: 02/23/20 18:33
Analyst: AWS
Percent Solids: 87%

Date Collected: 02/18/20 09:30
Date Received: 02/20/20
Field Prep: Not Specified

Extraction Method: EPA 3546
Extraction Date: 02/22/20 04:35
Cleanup Method: EPA 3665A
Cleanup Date: 02/23/20
Cleanup Method: EPA 3660B
Cleanup Date: 02/23/20

Parameter	Result	Qualifier	Units	RL	MDL	Dilution Factor	Column
Polychlorinated Biphenyls by GC - Westborough Lab							
Aroclor 1016	ND		ug/kg	37.1	--	1	A
Aroclor 1221	ND		ug/kg	37.1	--	1	A
Aroclor 1232	ND		ug/kg	37.1	--	1	A
Aroclor 1242	ND		ug/kg	37.1	--	1	A
Aroclor 1248	ND		ug/kg	37.1	--	1	A
Aroclor 1254	ND		ug/kg	37.1	--	1	A
Aroclor 1260	ND		ug/kg	37.1	--	1	A
Aroclor 1262	ND		ug/kg	37.1	--	1	A
Aroclor 1268	ND		ug/kg	37.1	--	1	A
PCBs, Total	ND		ug/kg	37.1	--	1	A

Surrogate	% Recovery	Qualifier	Acceptance Criteria	Column
2,4,5,6-Tetrachloro-m-xylene	77		30-150	B
Decachlorobiphenyl	74		30-150	B
2,4,5,6-Tetrachloro-m-xylene	80		30-150	A
Decachlorobiphenyl	67		30-150	A

Project Name: SALEM DEPOT
Project Number: 52223.00

Lab Number: L2007596
Report Date: 02/27/20

SAMPLE RESULTS

Lab ID: L2007596-03
Client ID: SB-4 (0-4)
Sample Location: SALEM, NH

Sample Depth:
Matrix: Soil
Analytical Method: 1,8082A
Analytical Date: 02/23/20 18:45
Analyst: AWS
Percent Solids: 87%

Date Collected: 02/18/20 10:30
Date Received: 02/20/20
Field Prep: Not Specified

Extraction Method: EPA 3546
Extraction Date: 02/22/20 04:35
Cleanup Method: EPA 3665A
Cleanup Date: 02/23/20
Cleanup Method: EPA 3660B
Cleanup Date: 02/23/20

Parameter	Result	Qualifier	Units	RL	MDL	Dilution Factor	Column
Polychlorinated Biphenyls by GC - Westborough Lab							
Aroclor 1016	ND		ug/kg	37.5	--	1	A
Aroclor 1221	ND		ug/kg	37.5	--	1	A
Aroclor 1232	ND		ug/kg	37.5	--	1	A
Aroclor 1242	ND		ug/kg	37.5	--	1	A
Aroclor 1248	ND		ug/kg	37.5	--	1	A
Aroclor 1254	ND		ug/kg	37.5	--	1	A
Aroclor 1260	ND		ug/kg	37.5	--	1	A
Aroclor 1262	ND		ug/kg	37.5	--	1	A
Aroclor 1268	ND		ug/kg	37.5	--	1	A
PCBs, Total	ND		ug/kg	37.5	--	1	A

Surrogate	% Recovery	Qualifier	Acceptance Criteria	Column
2,4,5,6-Tetrachloro-m-xylene	76		30-150	B
Decachlorobiphenyl	71		30-150	B
2,4,5,6-Tetrachloro-m-xylene	81		30-150	A
Decachlorobiphenyl	65		30-150	A

Project Name: SALEM DEPOT
Project Number: 52223.00

Lab Number: L2007596
Report Date: 02/27/20

SAMPLE RESULTS

Lab ID: L2007596-04
Client ID: SB-6 (0-6)
Sample Location: SALEM, NH

Sample Depth:
Matrix: Soil
Analytical Method: 1,8082A
Analytical Date: 02/23/20 18:57
Analyst: AWS
Percent Solids: 78%

Date Collected: 02/18/20 14:00
Date Received: 02/20/20
Field Prep: Not Specified

Extraction Method: EPA 3546
Extraction Date: 02/22/20 04:35
Cleanup Method: EPA 3665A
Cleanup Date: 02/23/20
Cleanup Method: EPA 3660B
Cleanup Date: 02/23/20

Parameter	Result	Qualifier	Units	RL	MDL	Dilution Factor	Column
Polychlorinated Biphenyls by GC - Westborough Lab							
Aroclor 1016	ND		ug/kg	41.1	--	1	A
Aroclor 1221	ND		ug/kg	41.1	--	1	A
Aroclor 1232	ND		ug/kg	41.1	--	1	A
Aroclor 1242	ND		ug/kg	41.1	--	1	A
Aroclor 1248	ND		ug/kg	41.1	--	1	A
Aroclor 1254	ND		ug/kg	41.1	--	1	A
Aroclor 1260	ND		ug/kg	41.1	--	1	B
Aroclor 1262	ND		ug/kg	41.1	--	1	A
Aroclor 1268	ND		ug/kg	41.1	--	1	A
PCBs, Total	ND		ug/kg	41.1	--	1	B

Surrogate	% Recovery	Qualifier	Acceptance Criteria	Column
2,4,5,6-Tetrachloro-m-xylene	73		30-150	B
Decachlorobiphenyl	69		30-150	B
2,4,5,6-Tetrachloro-m-xylene	78		30-150	A
Decachlorobiphenyl	64		30-150	A

Project Name: SALEM DEPOT
Project Number: 52223.00

Lab Number: L2007596
Report Date: 02/27/20

SAMPLE RESULTS

Lab ID: L2007596-05
Client ID: SB-7 (0-6)
Sample Location: SALEM, NH

Sample Depth:
Matrix: Soil
Analytical Method: 1,8082A
Analytical Date: 02/23/20 19:10
Analyst: AWS
Percent Solids: 88%

Date Collected: 02/18/20 14:30
Date Received: 02/20/20
Field Prep: Not Specified

Extraction Method: EPA 3546
Extraction Date: 02/22/20 04:35
Cleanup Method: EPA 3665A
Cleanup Date: 02/23/20
Cleanup Method: EPA 3660B
Cleanup Date: 02/23/20

Parameter	Result	Qualifier	Units	RL	MDL	Dilution Factor	Column
Polychlorinated Biphenyls by GC - Westborough Lab							
Aroclor 1016	ND		ug/kg	36.4	--	1	A
Aroclor 1221	ND		ug/kg	36.4	--	1	A
Aroclor 1232	ND		ug/kg	36.4	--	1	A
Aroclor 1242	ND		ug/kg	36.4	--	1	A
Aroclor 1248	ND		ug/kg	36.4	--	1	A
Aroclor 1254	ND		ug/kg	36.4	--	1	B
Aroclor 1260	ND		ug/kg	36.4	--	1	A
Aroclor 1262	ND		ug/kg	36.4	--	1	A
Aroclor 1268	ND		ug/kg	36.4	--	1	A
PCBs, Total	ND		ug/kg	36.4	--	1	B

Surrogate	% Recovery	Qualifier	Acceptance Criteria	Column
2,4,5,6-Tetrachloro-m-xylene	70		30-150	B
Decachlorobiphenyl	63		30-150	B
2,4,5,6-Tetrachloro-m-xylene	77		30-150	A
Decachlorobiphenyl	58		30-150	A

Project Name: SALEM DEPOT
Project Number: 52223.00

Lab Number: L2007596
Report Date: 02/27/20

SAMPLE RESULTS

Lab ID: L2007596-07
Client ID: SB-9 (0-6)
Sample Location: SALEM, NH

Sample Depth:
Matrix: Soil
Analytical Method: 1,8082A
Analytical Date: 02/23/20 19:22
Analyst: AWS
Percent Solids: 81%

Date Collected: 02/19/20 08:30
Date Received: 02/20/20
Field Prep: Not Specified

Extraction Method: EPA 3546
Extraction Date: 02/22/20 04:35
Cleanup Method: EPA 3665A
Cleanup Date: 02/23/20
Cleanup Method: EPA 3660B
Cleanup Date: 02/23/20

Parameter	Result	Qualifier	Units	RL	MDL	Dilution Factor	Column
Polychlorinated Biphenyls by GC - Westborough Lab							
Aroclor 1016	ND		ug/kg	39.0	--	1	A
Aroclor 1221	ND		ug/kg	39.0	--	1	A
Aroclor 1232	ND		ug/kg	39.0	--	1	A
Aroclor 1242	ND		ug/kg	39.0	--	1	A
Aroclor 1248	ND		ug/kg	39.0	--	1	A
Aroclor 1254	ND		ug/kg	39.0	--	1	A
Aroclor 1260	ND		ug/kg	39.0	--	1	A
Aroclor 1262	ND		ug/kg	39.0	--	1	A
Aroclor 1268	ND		ug/kg	39.0	--	1	A
PCBs, Total	ND		ug/kg	39.0	--	1	A

Surrogate	% Recovery	Qualifier	Acceptance Criteria	Column
2,4,5,6-Tetrachloro-m-xylene	65		30-150	B
Decachlorobiphenyl	59		30-150	B
2,4,5,6-Tetrachloro-m-xylene	69		30-150	A
Decachlorobiphenyl	54		30-150	A

Project Name: SALEM DEPOT
Project Number: 52223.00

Lab Number: L2007596
Report Date: 02/27/20

SAMPLE RESULTS

Lab ID: L2007596-08
Client ID: SB-10 (0-6)
Sample Location: SALEM, NH

Sample Depth:
Matrix: Soil
Analytical Method: 1,8082A
Analytical Date: 02/23/20 19:34
Analyst: AWS
Percent Solids: 84%

Date Collected: 02/19/20 09:00
Date Received: 02/20/20
Field Prep: Not Specified

Extraction Method: EPA 3546
Extraction Date: 02/22/20 04:35
Cleanup Method: EPA 3665A
Cleanup Date: 02/23/20
Cleanup Method: EPA 3660B
Cleanup Date: 02/23/20

Parameter	Result	Qualifier	Units	RL	MDL	Dilution Factor	Column
Polychlorinated Biphenyls by GC - Westborough Lab							
Aroclor 1016	ND		ug/kg	39.1	--	1	A
Aroclor 1221	ND		ug/kg	39.1	--	1	A
Aroclor 1232	ND		ug/kg	39.1	--	1	A
Aroclor 1242	ND		ug/kg	39.1	--	1	A
Aroclor 1248	ND		ug/kg	39.1	--	1	A
Aroclor 1254	ND		ug/kg	39.1	--	1	A
Aroclor 1260	ND		ug/kg	39.1	--	1	A
Aroclor 1262	ND		ug/kg	39.1	--	1	A
Aroclor 1268	ND		ug/kg	39.1	--	1	A
PCBs, Total	ND		ug/kg	39.1	--	1	A

Surrogate	% Recovery	Qualifier	Acceptance Criteria	Column
2,4,5,6-Tetrachloro-m-xylene	77		30-150	B
Decachlorobiphenyl	64		30-150	B
2,4,5,6-Tetrachloro-m-xylene	79		30-150	A
Decachlorobiphenyl	59		30-150	A

Project Name: SALEM DEPOT
Project Number: 52223.00

Lab Number: L2007596
Report Date: 02/27/20

SAMPLE RESULTS

Lab ID: L2007596-09
Client ID: SB-11 (0-6)
Sample Location: SALEM, NH

Sample Depth:
Matrix: Soil
Analytical Method: 1,8082A
Analytical Date: 02/23/20 19:46
Analyst: AWS
Percent Solids: 84%

Date Collected: 02/19/20 09:30
Date Received: 02/20/20
Field Prep: Not Specified

Extraction Method: EPA 3546
Extraction Date: 02/22/20 04:35
Cleanup Method: EPA 3665A
Cleanup Date: 02/23/20
Cleanup Method: EPA 3660B
Cleanup Date: 02/23/20

Parameter	Result	Qualifier	Units	RL	MDL	Dilution Factor	Column
Polychlorinated Biphenyls by GC - Westborough Lab							
Aroclor 1016	ND		ug/kg	38.8	--	1	A
Aroclor 1221	ND		ug/kg	38.8	--	1	A
Aroclor 1232	ND		ug/kg	38.8	--	1	A
Aroclor 1242	ND		ug/kg	38.8	--	1	A
Aroclor 1248	ND		ug/kg	38.8	--	1	A
Aroclor 1254	ND		ug/kg	38.8	--	1	A
Aroclor 1260	ND		ug/kg	38.8	--	1	A
Aroclor 1262	ND		ug/kg	38.8	--	1	A
Aroclor 1268	ND		ug/kg	38.8	--	1	A
PCBs, Total	ND		ug/kg	38.8	--	1	A

Surrogate	% Recovery	Qualifier	Acceptance Criteria	Column
2,4,5,6-Tetrachloro-m-xylene	84		30-150	B
Decachlorobiphenyl	72		30-150	B
2,4,5,6-Tetrachloro-m-xylene	88		30-150	A
Decachlorobiphenyl	65		30-150	A

Project Name: SALEM DEPOT
Project Number: 52223.00
Lab Number: L2007596
Report Date: 02/27/20

SAMPLE RESULTS

Lab ID: L2007596-10
Client ID: SB-12 (0-6)
Sample Location: SALEM, NH

Sample Depth:
Matrix: Soil
Analytical Method: 1,8082A
Analytical Date: 02/23/20 19:58
Analyst: AWS
Percent Solids: 87%

Date Collected: 02/19/20 10:30
Date Received: 02/20/20
Field Prep: Not Specified

Extraction Method: EPA 3546
Extraction Date: 02/22/20 04:35
Cleanup Method: EPA 3665A
Cleanup Date: 02/23/20
Cleanup Method: EPA 3660B
Cleanup Date: 02/23/20

Parameter	Result	Qualifier	Units	RL	MDL	Dilution Factor	Column
Polychlorinated Biphenyls by GC - Westborough Lab							
Aroclor 1016	ND		ug/kg	35.9	--	1	A
Aroclor 1221	ND		ug/kg	35.9	--	1	A
Aroclor 1232	ND		ug/kg	35.9	--	1	A
Aroclor 1242	ND		ug/kg	35.9	--	1	A
Aroclor 1248	ND		ug/kg	35.9	--	1	A
Aroclor 1254	ND		ug/kg	35.9	--	1	A
Aroclor 1260	ND		ug/kg	35.9	--	1	B
Aroclor 1262	ND		ug/kg	35.9	--	1	A
Aroclor 1268	ND		ug/kg	35.9	--	1	A
PCBs, Total	ND		ug/kg	35.9	--	1	B

Surrogate	% Recovery	Qualifier	Acceptance Criteria	Column
2,4,5,6-Tetrachloro-m-xylene	57		30-150	B
Decachlorobiphenyl	48		30-150	B
2,4,5,6-Tetrachloro-m-xylene	58		30-150	A
Decachlorobiphenyl	41		30-150	A

Project Name: SALEM DEPOT
Project Number: 52223.00

Lab Number: L2007596
Report Date: 02/27/20

SAMPLE RESULTS

Lab ID: L2007596-11
Client ID: SB-14 (0-6)
Sample Location: SALEM, NH

Sample Depth:
Matrix: Soil
Analytical Method: 1,8082A
Analytical Date: 02/25/20 11:46
Analyst: AWS
Percent Solids: 84%

Date Collected: 02/19/20 13:00
Date Received: 02/20/20
Field Prep: Not Specified

Extraction Method: EPA 3546
Extraction Date: 02/24/20 14:40
Cleanup Method: EPA 3665A
Cleanup Date: 02/24/20
Cleanup Method: EPA 3660B
Cleanup Date: 02/24/20

Parameter	Result	Qualifier	Units	RL	MDL	Dilution Factor	Column
Polychlorinated Biphenyls by GC - Westborough Lab							
Aroclor 1016	ND		ug/kg	38.9	--	1	A
Aroclor 1221	ND		ug/kg	38.9	--	1	A
Aroclor 1232	540		ug/kg	38.9	--	1	A
Aroclor 1242	ND		ug/kg	38.9	--	1	A
Aroclor 1248	ND		ug/kg	38.9	--	1	A
Aroclor 1254	ND		ug/kg	38.9	--	1	A
Aroclor 1260	ND		ug/kg	38.9	--	1	B
Aroclor 1262	ND		ug/kg	38.9	--	1	A
Aroclor 1268	ND		ug/kg	38.9	--	1	A
PCBs, Total	540		ug/kg	38.9	--	1	B

Surrogate	% Recovery	Qualifier	Acceptance Criteria	Column
2,4,5,6-Tetrachloro-m-xylene	69		30-150	B
Decachlorobiphenyl	75		30-150	B
2,4,5,6-Tetrachloro-m-xylene	72		30-150	A
Decachlorobiphenyl	70		30-150	A

Project Name: SALEM DEPOT
Project Number: 52223.00
Lab Number: L2007596
Report Date: 02/27/20

SAMPLE RESULTS

Lab ID: L2007596-12
Client ID: SB-15 (0-6)
Sample Location: SALEM, NH

Sample Depth:
Matrix: Soil
Analytical Method: 1,8082A
Analytical Date: 02/23/20 20:23
Analyst: AWS
Percent Solids: 83%

Date Collected: 02/19/20 13:30
Date Received: 02/20/20
Field Prep: Not Specified

Extraction Method: EPA 3546
Extraction Date: 02/22/20 04:35
Cleanup Method: EPA 3665A
Cleanup Date: 02/23/20
Cleanup Method: EPA 3660B
Cleanup Date: 02/23/20

Parameter	Result	Qualifier	Units	RL	MDL	Dilution Factor	Column
Polychlorinated Biphenyls by GC - Westborough Lab							
Aroclor 1016	ND		ug/kg	39.3	--	1	A
Aroclor 1221	ND		ug/kg	39.3	--	1	A
Aroclor 1232	ND		ug/kg	39.3	--	1	A
Aroclor 1242	ND		ug/kg	39.3	--	1	A
Aroclor 1248	ND		ug/kg	39.3	--	1	A
Aroclor 1254	ND		ug/kg	39.3	--	1	A
Aroclor 1260	ND		ug/kg	39.3	--	1	A
Aroclor 1262	ND		ug/kg	39.3	--	1	A
Aroclor 1268	ND		ug/kg	39.3	--	1	A
PCBs, Total	ND		ug/kg	39.3	--	1	A

Surrogate	% Recovery	Qualifier	Acceptance Criteria	Column
2,4,5,6-Tetrachloro-m-xylene	91		30-150	B
Decachlorobiphenyl	78		30-150	B
2,4,5,6-Tetrachloro-m-xylene	71		30-150	A
Decachlorobiphenyl	63		30-150	A

Project Name: SALEM DEPOT
Project Number: 52223.00

Lab Number: L2007596
Report Date: 02/27/20

SAMPLE RESULTS

Lab ID: L2007596-13
Client ID: SB-16 (0-6)
Sample Location: SALEM, NH

Sample Depth:
Matrix: Soil
Analytical Method: 1,8082A
Analytical Date: 02/23/20 20:35
Analyst: AWS
Percent Solids: 75%

Date Collected: 02/19/20 14:00
Date Received: 02/20/20
Field Prep: Not Specified

Extraction Method: EPA 3546
Extraction Date: 02/22/20 04:35
Cleanup Method: EPA 3665A
Cleanup Date: 02/23/20
Cleanup Method: EPA 3660B
Cleanup Date: 02/23/20

Parameter	Result	Qualifier	Units	RL	MDL	Dilution Factor	Column
Polychlorinated Biphenyls by GC - Westborough Lab							
Aroclor 1016	ND		ug/kg	42.2	--	1	A
Aroclor 1221	ND		ug/kg	42.2	--	1	A
Aroclor 1232	ND		ug/kg	42.2	--	1	A
Aroclor 1242	ND		ug/kg	42.2	--	1	A
Aroclor 1248	ND		ug/kg	42.2	--	1	A
Aroclor 1254	ND		ug/kg	42.2	--	1	A
Aroclor 1260	ND		ug/kg	42.2	--	1	A
Aroclor 1262	ND		ug/kg	42.2	--	1	A
Aroclor 1268	ND		ug/kg	42.2	--	1	A
PCBs, Total	ND		ug/kg	42.2	--	1	A

Surrogate	% Recovery	Qualifier	Acceptance Criteria	Column
2,4,5,6-Tetrachloro-m-xylene	68		30-150	B
Decachlorobiphenyl	76		30-150	B
2,4,5,6-Tetrachloro-m-xylene	73		30-150	A
Decachlorobiphenyl	67		30-150	A

Project Name: SALEM DEPOT
Project Number: 52223.00

Lab Number: L2007596
Report Date: 02/27/20

SAMPLE RESULTS

Lab ID: L2007596-14
Client ID: SB-17 (0-6)
Sample Location: SALEM, NH

Sample Depth:
Matrix: Soil
Analytical Method: 1,8082A
Analytical Date: 02/23/20 20:47
Analyst: AWS
Percent Solids: 75%

Date Collected: 02/19/20 15:30
Date Received: 02/20/20
Field Prep: Not Specified

Extraction Method: EPA 3546
Extraction Date: 02/22/20 04:35
Cleanup Method: EPA 3665A
Cleanup Date: 02/23/20
Cleanup Method: EPA 3660B
Cleanup Date: 02/23/20

Parameter	Result	Qualifier	Units	RL	MDL	Dilution Factor	Column
Polychlorinated Biphenyls by GC - Westborough Lab							
Aroclor 1016	ND		ug/kg	42.4	--	1	A
Aroclor 1221	ND		ug/kg	42.4	--	1	A
Aroclor 1232	ND		ug/kg	42.4	--	1	A
Aroclor 1242	ND		ug/kg	42.4	--	1	A
Aroclor 1248	ND		ug/kg	42.4	--	1	A
Aroclor 1254	ND		ug/kg	42.4	--	1	A
Aroclor 1260	ND		ug/kg	42.4	--	1	A
Aroclor 1262	ND		ug/kg	42.4	--	1	A
Aroclor 1268	ND		ug/kg	42.4	--	1	A
PCBs, Total	ND		ug/kg	42.4	--	1	A

Surrogate	% Recovery	Qualifier	Acceptance Criteria	Column
2,4,5,6-Tetrachloro-m-xylene	61		30-150	B
Decachlorobiphenyl	64		30-150	B
2,4,5,6-Tetrachloro-m-xylene	66		30-150	A
Decachlorobiphenyl	52		30-150	A

Project Name: SALEM DEPOT
Project Number: 52223.00

Lab Number: L2007596
Report Date: 02/27/20

Method Blank Analysis
Batch Quality Control

Analytical Method: 1,8082A
Analytical Date: 02/23/20 20:59
Analyst: AWS

Extraction Method: EPA 3546
Extraction Date: 02/22/20 04:43
Cleanup Method: EPA 3665A
Cleanup Date: 02/23/20
Cleanup Method: EPA 3660B
Cleanup Date: 02/23/20

Parameter	Result	Qualifier	Units	RL	MDL	Column
Polychlorinated Biphenyls by GC - Westborough Lab for sample(s): 02-05,07-10,12-14 Batch: WG1343370-1						
Aroclor 1016	ND		ug/kg	32.6	--	A
Aroclor 1221	ND		ug/kg	32.6	--	A
Aroclor 1232	ND		ug/kg	32.6	--	A
Aroclor 1242	ND		ug/kg	32.6	--	A
Aroclor 1248	ND		ug/kg	32.6	--	A
Aroclor 1254	ND		ug/kg	32.6	--	A
Aroclor 1260	ND		ug/kg	32.6	--	A
Aroclor 1262	ND		ug/kg	32.6	--	A
Aroclor 1268	ND		ug/kg	32.6	--	A
PCBs, Total	ND		ug/kg	32.6	--	A

Surrogate	%Recovery	Qualifier	Acceptance Criteria	Column
2,4,5,6-Tetrachloro-m-xylene	79		30-150	B
Decachlorobiphenyl	59		30-150	B
2,4,5,6-Tetrachloro-m-xylene	82		30-150	A
Decachlorobiphenyl	57		30-150	A

Project Name: SALEM DEPOT
Project Number: 52223.00

Lab Number: L2007596
Report Date: 02/27/20

Method Blank Analysis
Batch Quality Control

Analytical Method: 1,8082A
Analytical Date: 02/24/20 20:06
Analyst: CW

Extraction Method: EPA 3546
Extraction Date: 02/24/20 10:49
Cleanup Method: EPA 3665A
Cleanup Date: 02/24/20
Cleanup Method: EPA 3660B
Cleanup Date: 02/24/20

Parameter	Result	Qualifier	Units	RL	MDL	Column
Polychlorinated Biphenyls by GC - Westborough Lab for sample(s): 01 Batch: WG1343638-1						
Aroclor 1016	ND		ug/kg	32.0	--	A
Aroclor 1221	ND		ug/kg	32.0	--	A
Aroclor 1232	ND		ug/kg	32.0	--	A
Aroclor 1242	ND		ug/kg	32.0	--	A
Aroclor 1248	ND		ug/kg	32.0	--	A
Aroclor 1254	ND		ug/kg	32.0	--	A
Aroclor 1260	ND		ug/kg	32.0	--	A
Aroclor 1262	ND		ug/kg	32.0	--	A
Aroclor 1268	ND		ug/kg	32.0	--	A
PCBs, Total	ND		ug/kg	32.0	--	A

Surrogate	%Recovery	Qualifier	Acceptance Criteria	Column
2,4,5,6-Tetrachloro-m-xylene	68		30-150	B
Decachlorobiphenyl	62		30-150	B
2,4,5,6-Tetrachloro-m-xylene	61		30-150	A
Decachlorobiphenyl	80		30-150	A

Project Name: SALEM DEPOT
Project Number: 52223.00

Lab Number: L2007596
Report Date: 02/27/20

Method Blank Analysis
Batch Quality Control

Analytical Method: 1,8082A
Analytical Date: 02/24/20 22:23
Analyst: AWS

Extraction Method: EPA 3546
Extraction Date: 02/24/20 14:40
Cleanup Method: EPA 3665A
Cleanup Date: 02/24/20
Cleanup Method: EPA 3660B
Cleanup Date: 02/24/20

Parameter	Result	Qualifier	Units	RL	MDL	Column
Polychlorinated Biphenyls by GC - Westborough Lab for sample(s): 11 Batch: WG1343859-1						
Aroclor 1016	ND		ug/kg	31.6	--	A
Aroclor 1221	ND		ug/kg	31.6	--	A
Aroclor 1232	ND		ug/kg	31.6	--	A
Aroclor 1242	ND		ug/kg	31.6	--	A
Aroclor 1248	ND		ug/kg	31.6	--	A
Aroclor 1254	ND		ug/kg	31.6	--	A
Aroclor 1260	ND		ug/kg	31.6	--	A
Aroclor 1262	ND		ug/kg	31.6	--	A
Aroclor 1268	ND		ug/kg	31.6	--	A
PCBs, Total	ND		ug/kg	31.6	--	A

Surrogate	%Recovery	Qualifier	Acceptance Criteria	Column
2,4,5,6-Tetrachloro-m-xylene	82		30-150	B
Decachlorobiphenyl	65		30-150	B
2,4,5,6-Tetrachloro-m-xylene	85		30-150	A
Decachlorobiphenyl	64		30-150	A

Lab Control Sample Analysis
Batch Quality Control

Project Name: SALEM DEPOT
Project Number: 52223.00
Lab Number: L2007596
Report Date: 02/27/20

Parameter	LCS %Recovery	Qual	LCSD %Recovery	Qual	%Recovery Limits	RPD	Qual	RPD Limits	Column
Polychlorinated Biphenyls by GC - Westborough Lab Associated sample(s): 02-05,07-10,12-14 Batch: WG1343370-2 WG1343370-3									
Aroclor 1016	84		**155**	Q	40-140	**59**	Q	50	A
Aroclor 1260	60		117		40-140	**64**	Q	50	A

Surrogate	LCS %Recovery	Qual	LCSD %Recovery	Qual	Acceptance Criteria	Column
2,4,5,6-Tetrachloro-m-xylene	81		80		30-150	B
Decachlorobiphenyl	64		63		30-150	B
2,4,5,6-Tetrachloro-m-xylene	88		83		30-150	A
Decachlorobiphenyl	61		61		30-150	A

Lab Control Sample Analysis
Batch Quality Control

Project Name: SALEM DEPOT
Project Number: 52223.00
Lab Number: L2007596
Report Date: 02/27/20

Parameter	LCS %Recovery	Qual	LCSD %Recovery	Qual	%Recovery Limits	RPD	Qual	RPD Limits	Column
Polychlorinated Biphenyls by GC - Westborough Lab Associated sample(s): 01 Batch: WG1343638-2 WG1343638-3									
Aroclor 1016	81		90		40-140	11		50	A
Aroclor 1260	77		84		40-140	9		50	A

Surrogate	LCS %Recovery	Qual	LCSD %Recovery	Qual	Acceptance Criteria	Column
2,4,5,6-Tetrachloro-m-xylene	74		81		30-150	B
Decachlorobiphenyl	65		68		30-150	B
2,4,5,6-Tetrachloro-m-xylene	69		75		30-150	A
Decachlorobiphenyl	86		93		30-150	A

Lab Control Sample Analysis
Batch Quality Control

Project Name: SALEM DEPOT
Project Number: 52223.00
Lab Number: L2007596
Report Date: 02/27/20

Parameter	LCS %Recovery	Qual	LCSD %Recovery	Qual	%Recovery Limits	RPD	Qual	RPD Limits	Column
Polychlorinated Biphenyls by GC - Westborough Lab Associated sample(s): 11 Batch: WG1343859-2 WG1343859-3									
Aroclor 1016	89		89		40-140	0		50	A
Aroclor 1260	64		63		40-140	2		50	A

Surrogate	LCS %Recovery	Qual	LCSD %Recovery	Qual	Acceptance Criteria	Column
2,4,5,6-Tetrachloro-m-xylene	78		77		30-150	B
Decachlorobiphenyl	55		59		30-150	B
2,4,5,6-Tetrachloro-m-xylene	80		81		30-150	A
Decachlorobiphenyl	58		59		30-150	A

METALS

Project Name: SALEM DEPOT
Project Number: 52223.00
Lab Number: L2007596
Report Date: 02/27/20

SAMPLE RESULTS

Lab ID: L2007596-01
Client ID: SB-1 (0-3)
Sample Location: SALEM, NH

Date Collected: 02/18/20 09:00
Date Received: 02/20/20
Field Prep: Not Specified

Sample Depth:
Matrix: Soil
Percent Solids: 90%

Parameter	Result	Qualifier	Units	RL	MDL	Dilution Factor	Date Prepared	Date Analyzed	Prep Method	Analytical Method	Analyst
Total Metals - Mansfield Lab											
Arsenic, Total	5.21		mg/kg	0.418	--	1	02/25/20 07:00	02/25/20 17:15	EPA 3050B	1,6010D	LC
Barium, Total	15.2		mg/kg	0.418	--	1	02/25/20 07:00	02/25/20 17:15	EPA 3050B	1,6010D	LC
Cadmium, Total	ND		mg/kg	0.418	--	1	02/25/20 07:00	02/25/20 17:15	EPA 3050B	1,6010D	LC
Chromium, Total	12.5		mg/kg	0.418	--	1	02/25/20 07:00	02/25/20 17:15	EPA 3050B	1,6010D	LC
Lead, Total	52.4		mg/kg	2.09	--	1	02/25/20 07:00	02/25/20 17:15	EPA 3050B	1,6010D	LC
Mercury, Total	ND		mg/kg	0.069	--	1	02/25/20 08:20	02/25/20 12:06	EPA 7471B	1,7471B	GD
Selenium, Total	ND		mg/kg	0.837	--	1	02/25/20 07:00	02/25/20 17:15	EPA 3050B	1,6010D	LC
Silver, Total	ND		mg/kg	0.418	--	1	02/25/20 07:00	02/25/20 17:15	EPA 3050B	1,6010D	LC

Project Name: SALEM DEPOT
Project Number: 52223.00
Lab Number: L2007596
Report Date: 02/27/20

SAMPLE RESULTS

Lab ID: L2007596-02
Client ID: SB-2 (0-3)
Sample Location: SALEM, NH

Date Collected: 02/18/20 09:30
Date Received: 02/20/20
Field Prep: Not Specified

Sample Depth:
Matrix: Soil
Percent Solids: 87%

Parameter	Result	Qualifier	Units	RL	MDL	Dilution Factor	Date Prepared	Date Analyzed	Prep Method	Analytical Method	Analyst
Total Metals - Mansfield Lab											
Arsenic, Total	4.54		mg/kg	0.447	--	1	02/25/20 07:00	02/25/20 17:20	EPA 3050B	1,6010D	LC
Barium, Total	15.6		mg/kg	0.447	--	1	02/25/20 07:00	02/25/20 17:20	EPA 3050B	1,6010D	LC
Cadmium, Total	ND		mg/kg	0.447	--	1	02/25/20 07:00	02/25/20 17:20	EPA 3050B	1,6010D	LC
Chromium, Total	13.9		mg/kg	0.447	--	1	02/25/20 07:00	02/25/20 17:20	EPA 3050B	1,6010D	LC
Lead, Total	24.0		mg/kg	2.23	--	1	02/25/20 07:00	02/25/20 17:20	EPA 3050B	1,6010D	LC
Mercury, Total	ND		mg/kg	0.072	--	1	02/25/20 08:20	02/25/20 12:08	EPA 7471B	1,7471B	GD
Selenium, Total	ND		mg/kg	0.893	--	1	02/25/20 07:00	02/25/20 17:20	EPA 3050B	1,6010D	LC
Silver, Total	ND		mg/kg	0.447	--	1	02/25/20 07:00	02/25/20 17:20	EPA 3050B	1,6010D	LC

Project Name: SALEM DEPOT
Project Number: 52223.00
Lab Number: L2007596
Report Date: 02/27/20

SAMPLE RESULTS

Lab ID: L2007596-03
Client ID: SB-4 (0-4)
Sample Location: SALEM, NH

Date Collected: 02/18/20 10:30
Date Received: 02/20/20
Field Prep: Not Specified

Sample Depth:
Matrix: Soil
Percent Solids: 87%

Parameter	Result	Qualifier	Units	RL	MDL	Dilution Factor	Date Prepared	Date Analyzed	Prep Method	Analytical Method	Analyst
Total Metals - Mansfield Lab											
Arsenic, Total	3.50		mg/kg	0.442	--	1	02/25/20 07:00	02/25/20 17:24	EPA 3050B	1,6010D	LC
Barium, Total	25.1		mg/kg	0.442	--	1	02/25/20 07:00	02/25/20 17:24	EPA 3050B	1,6010D	LC
Cadmium, Total	ND		mg/kg	0.442	--	1	02/25/20 07:00	02/25/20 17:24	EPA 3050B	1,6010D	LC
Chromium, Total	15.8		mg/kg	0.442	--	1	02/25/20 07:00	02/25/20 17:24	EPA 3050B	1,6010D	LC
Lead, Total	18.6		mg/kg	2.21	--	1	02/25/20 07:00	02/25/20 17:24	EPA 3050B	1,6010D	LC
Mercury, Total	ND		mg/kg	0.072	--	1	02/25/20 08:20	02/25/20 12:10	EPA 7471B	1,7471B	GD
Selenium, Total	ND		mg/kg	0.883	--	1	02/25/20 07:00	02/25/20 17:24	EPA 3050B	1,6010D	LC
Silver, Total	ND		mg/kg	0.442	--	1	02/25/20 07:00	02/25/20 17:24	EPA 3050B	1,6010D	LC

Project Name: SALEM DEPOT
Project Number: 52223.00
Lab Number: L2007596
Report Date: 02/27/20

SAMPLE RESULTS

Lab ID: L2007596-04
Client ID: SB-6 (0-6)
Sample Location: SALEM, NH

Date Collected: 02/18/20 14:00
Date Received: 02/20/20
Field Prep: Not Specified

Sample Depth:
Matrix: Soil
Percent Solids: 78%

Parameter	Result	Qualifier	Units	RL	MDL	Dilution Factor	Date Prepared	Date Analyzed	Prep Method	Analytical Method	Analyst
Total Metals - Mansfield Lab											
Arsenic, Total	9.41		mg/kg	0.483	--	1	02/25/20 07:00	02/25/20 17:29	EPA 3050B	1,6010D	LC
Barium, Total	138		mg/kg	0.483	--	1	02/25/20 07:00	02/25/20 17:29	EPA 3050B	1,6010D	LC
Cadmium, Total	ND		mg/kg	0.483	--	1	02/25/20 07:00	02/25/20 17:29	EPA 3050B	1,6010D	LC
Chromium, Total	19.5		mg/kg	0.483	--	1	02/25/20 07:00	02/25/20 17:29	EPA 3050B	1,6010D	LC
Lead, Total	341		mg/kg	2.42	--	1	02/25/20 07:00	02/25/20 17:29	EPA 3050B	1,6010D	LC
Mercury, Total	0.204		mg/kg	0.081	--	1	02/25/20 08:20	02/25/20 12:11	EPA 7471B	1,7471B	GD
Selenium, Total	ND		mg/kg	0.966	--	1	02/25/20 07:00	02/25/20 17:29	EPA 3050B	1,6010D	LC
Silver, Total	ND		mg/kg	0.483	--	1	02/25/20 07:00	02/25/20 17:29	EPA 3050B	1,6010D	LC

Project Name: SALEM DEPOT
Project Number: 52223.00
Lab Number: L2007596
Report Date: 02/27/20

SAMPLE RESULTS

Lab ID: L2007596-05
Client ID: SB-7 (0-6)
Sample Location: SALEM, NH

Date Collected: 02/18/20 14:30
Date Received: 02/20/20
Field Prep: Not Specified

Sample Depth:
Matrix: Soil
Percent Solids: 88%

Parameter	Result	Qualifier	Units	RL	MDL	Dilution Factor	Date Prepared	Date Analyzed	Prep Method	Analytical Method	Analyst
Total Metals - Mansfield Lab											
Arsenic, Total	5.16		mg/kg	0.441	--	1	02/25/20 07:00	02/25/20 17:33	EPA 3050B	1,6010D	LC
Barium, Total	35.7		mg/kg	0.441	--	1	02/25/20 07:00	02/25/20 17:33	EPA 3050B	1,6010D	LC
Cadmium, Total	ND		mg/kg	0.441	--	1	02/25/20 07:00	02/25/20 17:33	EPA 3050B	1,6010D	LC
Chromium, Total	27.6		mg/kg	0.441	--	1	02/25/20 07:00	02/25/20 17:33	EPA 3050B	1,6010D	LC
Lead, Total	86.9		mg/kg	2.20	--	1	02/25/20 07:00	02/25/20 17:33	EPA 3050B	1,6010D	LC
Mercury, Total	0.411		mg/kg	0.072	--	1	02/25/20 08:20	02/25/20 12:13	EPA 7471B	1,7471B	GD
Selenium, Total	ND		mg/kg	0.882	--	1	02/25/20 07:00	02/25/20 17:33	EPA 3050B	1,6010D	LC
Silver, Total	ND		mg/kg	0.441	--	1	02/25/20 07:00	02/25/20 17:33	EPA 3050B	1,6010D	LC

Project Name: SALEM DEPOT
Project Number: 52223.00
Lab Number: L2007596
Report Date: 02/27/20

SAMPLE RESULTS

Lab ID: L2007596-07
Client ID: SB-9 (0-6)
Sample Location: SALEM, NH

Date Collected: 02/19/20 08:30
Date Received: 02/20/20
Field Prep: Not Specified

Sample Depth:
Matrix: Soil
Percent Solids: 81%

Parameter	Result	Qualifier	Units	RL	MDL	Dilution Factor	Date Prepared	Date Analyzed	Prep Method	Analytical Method	Analyst
Total Metals - Mansfield Lab											
Arsenic, Total	6.63		mg/kg	0.483	--	1	02/25/20 07:00	02/25/20 17:38	EPA 3050B	1,6010D	LC
Barium, Total	56.6		mg/kg	0.483	--	1	02/25/20 07:00	02/25/20 17:38	EPA 3050B	1,6010D	LC
Cadmium, Total	ND		mg/kg	0.483	--	1	02/25/20 07:00	02/25/20 17:38	EPA 3050B	1,6010D	LC
Chromium, Total	29.7		mg/kg	0.483	--	1	02/25/20 07:00	02/25/20 17:38	EPA 3050B	1,6010D	LC
Lead, Total	118		mg/kg	2.41	--	1	02/25/20 07:00	02/25/20 17:38	EPA 3050B	1,6010D	LC
Mercury, Total	0.130		mg/kg	0.077	--	1	02/25/20 08:20	02/25/20 12:18	EPA 7471B	1,7471B	GD
Selenium, Total	ND		mg/kg	0.966	--	1	02/25/20 07:00	02/25/20 17:38	EPA 3050B	1,6010D	LC
Silver, Total	ND		mg/kg	0.483	--	1	02/25/20 07:00	02/25/20 17:38	EPA 3050B	1,6010D	LC

Project Name: SALEM DEPOT
Project Number: 52223.00
Lab Number: L2007596
Report Date: 02/27/20

SAMPLE RESULTS

Lab ID: L2007596-08
Client ID: SB-10 (0-6)
Sample Location: SALEM, NH

Date Collected: 02/19/20 09:00
Date Received: 02/20/20
Field Prep: Not Specified

Sample Depth:
Matrix: Soil
Percent Solids: 84%

Parameter	Result	Qualifier	Units	RL	MDL	Dilution Factor	Date Prepared	Date Analyzed	Prep Method	Analytical Method	Analyst
Total Metals - Mansfield Lab											
Arsenic, Total	5.03		mg/kg	0.456	--	1	02/25/20 07:00	02/25/20 17:42	EPA 3050B	1,6010D	LC
Barium, Total	12.6		mg/kg	0.456	--	1	02/25/20 07:00	02/25/20 17:42	EPA 3050B	1,6010D	LC
Cadmium, Total	ND		mg/kg	0.456	--	1	02/25/20 07:00	02/25/20 17:42	EPA 3050B	1,6010D	LC
Chromium, Total	13.9		mg/kg	0.456	--	1	02/25/20 07:00	02/25/20 17:42	EPA 3050B	1,6010D	LC
Lead, Total	5.10		mg/kg	2.28	--	1	02/25/20 07:00	02/25/20 17:42	EPA 3050B	1,6010D	LC
Mercury, Total	ND		mg/kg	0.075	--	1	02/25/20 08:20	02/25/20 12:20	EPA 7471B	1,7471B	GD
Selenium, Total	ND		mg/kg	0.912	--	1	02/25/20 07:00	02/25/20 17:42	EPA 3050B	1,6010D	LC
Silver, Total	ND		mg/kg	0.456	--	1	02/25/20 07:00	02/25/20 17:42	EPA 3050B	1,6010D	LC

Project Name: SALEM DEPOT
Project Number: 52223.00
Lab Number: L2007596
Report Date: 02/27/20

SAMPLE RESULTS

Lab ID: L2007596-09
Client ID: SB-11 (0-6)
Sample Location: SALEM, NH

Date Collected: 02/19/20 09:30
Date Received: 02/20/20
Field Prep: Not Specified

Sample Depth:
Matrix: Soil
Percent Solids: 84%

Parameter	Result	Qualifier	Units	RL	MDL	Dilution Factor	Date Prepared	Date Analyzed	Prep Method	Analytical Method	Analyst
Total Metals - Mansfield Lab											
Arsenic, Total	5.12		mg/kg	0.448	--	1	02/25/20 07:00	02/25/20 17:47	EPA 3050B	1,6010D	LC
Barium, Total	21.2		mg/kg	0.448	--	1	02/25/20 07:00	02/25/20 17:47	EPA 3050B	1,6010D	LC
Cadmium, Total	ND		mg/kg	0.448	--	1	02/25/20 07:00	02/25/20 17:47	EPA 3050B	1,6010D	LC
Chromium, Total	16.0		mg/kg	0.448	--	1	02/25/20 07:00	02/25/20 17:47	EPA 3050B	1,6010D	LC
Lead, Total	19.3		mg/kg	2.24	--	1	02/25/20 07:00	02/25/20 17:47	EPA 3050B	1,6010D	LC
Mercury, Total	ND		mg/kg	0.075	--	1	02/25/20 08:20	02/25/20 12:22	EPA 7471B	1,7471B	GD
Selenium, Total	ND		mg/kg	0.896	--	1	02/25/20 07:00	02/25/20 17:47	EPA 3050B	1,6010D	LC
Silver, Total	ND		mg/kg	0.448	--	1	02/25/20 07:00	02/25/20 17:47	EPA 3050B	1,6010D	LC

Project Name: SALEM DEPOT
Project Number: 52223.00
Lab Number: L2007596
Report Date: 02/27/20

SAMPLE RESULTS

Lab ID: L2007596-10
Client ID: SB-12 (0-6)
Sample Location: SALEM, NH

Date Collected: 02/19/20 10:30
Date Received: 02/20/20
Field Prep: Not Specified

Sample Depth:
Matrix: Soil
Percent Solids: 87%

Parameter	Result	Qualifier	Units	RL	MDL	Dilution Factor	Date Prepared	Date Analyzed	Prep Method	Analytical Method	Analyst
Total Metals - Mansfield Lab											
Arsenic, Total	7.05		mg/kg	0.443	--	1	02/25/20 07:00	02/25/20 18:15	EPA 3050B	1,6010D	LC
Barium, Total	32.1		mg/kg	0.443	--	1	02/25/20 07:00	02/25/20 18:15	EPA 3050B	1,6010D	LC
Cadmium, Total	ND		mg/kg	0.443	--	1	02/25/20 07:00	02/25/20 18:15	EPA 3050B	1,6010D	LC
Chromium, Total	20.2		mg/kg	0.443	--	1	02/25/20 07:00	02/25/20 18:15	EPA 3050B	1,6010D	LC
Lead, Total	178		mg/kg	2.21	--	1	02/25/20 07:00	02/25/20 18:15	EPA 3050B	1,6010D	LC
Mercury, Total	0.095		mg/kg	0.072	--	1	02/25/20 08:20	02/25/20 12:23	EPA 7471B	1,7471B	GD
Selenium, Total	ND		mg/kg	0.886	--	1	02/25/20 07:00	02/25/20 18:15	EPA 3050B	1,6010D	LC
Silver, Total	ND		mg/kg	0.443	--	1	02/25/20 07:00	02/25/20 18:15	EPA 3050B	1,6010D	LC

Project Name: SALEM DEPOT
Project Number: 52223.00
Lab Number: L2007596
Report Date: 02/27/20

SAMPLE RESULTS

Lab ID: L2007596-11
Client ID: SB-14 (0-6)
Sample Location: SALEM, NH

Date Collected: 02/19/20 13:00
Date Received: 02/20/20
Field Prep: Not Specified

Sample Depth:
Matrix: Soil
Percent Solids: 84%

Parameter	Result	Qualifier	Units	RL	MDL	Dilution Factor	Date Prepared	Date Analyzed	Prep Method	Analytical Method	Analyst
Total Metals - Mansfield Lab											
Arsenic, Total	15.2		mg/kg	0.458	--	1	02/25/20 07:00	02/25/20 18:19	EPA 3050B	1,6010D	LC
Barium, Total	34.1		mg/kg	0.458	--	1	02/25/20 07:00	02/25/20 18:19	EPA 3050B	1,6010D	LC
Cadmium, Total	ND		mg/kg	0.458	--	1	02/25/20 07:00	02/25/20 18:19	EPA 3050B	1,6010D	LC
Chromium, Total	21.4		mg/kg	0.458	--	1	02/25/20 07:00	02/25/20 18:19	EPA 3050B	1,6010D	LC
Lead, Total	12.6		mg/kg	2.29	--	1	02/25/20 07:00	02/25/20 18:19	EPA 3050B	1,6010D	LC
Mercury, Total	ND		mg/kg	0.074	--	1	02/25/20 08:20	02/25/20 12:25	EPA 7471B	1,7471B	GD
Selenium, Total	ND		mg/kg	0.917	--	1	02/25/20 07:00	02/25/20 18:19	EPA 3050B	1,6010D	LC
Silver, Total	ND		mg/kg	0.458	--	1	02/25/20 07:00	02/25/20 18:19	EPA 3050B	1,6010D	LC

Project Name: SALEM DEPOT
Project Number: 52223.00
Lab Number: L2007596
Report Date: 02/27/20

SAMPLE RESULTS

Lab ID: L2007596-12
Client ID: SB-15 (0-6)
Sample Location: SALEM, NH

Date Collected: 02/19/20 13:30
Date Received: 02/20/20
Field Prep: Not Specified

Sample Depth:
Matrix: Soil
Percent Solids: 83%

Parameter	Result	Qualifier	Units	RL	MDL	Dilution Factor	Date Prepared	Date Analyzed	Prep Method	Analytical Method	Analyst
Total Metals - Mansfield Lab											
Arsenic, Total	18.7		mg/kg	0.474	--	1	02/25/20 07:00	02/25/20 18:24	EPA 3050B	1,6010D	LC
Barium, Total	44.2		mg/kg	0.474	--	1	02/25/20 07:00	02/25/20 18:24	EPA 3050B	1,6010D	LC
Cadmium, Total	ND		mg/kg	0.474	--	1	02/25/20 07:00	02/25/20 18:24	EPA 3050B	1,6010D	LC
Chromium, Total	20.5		mg/kg	0.474	--	1	02/25/20 07:00	02/25/20 18:24	EPA 3050B	1,6010D	LC
Lead, Total	41.4		mg/kg	2.37	--	1	02/25/20 07:00	02/25/20 18:24	EPA 3050B	1,6010D	LC
Mercury, Total	ND		mg/kg	0.076	--	1	02/25/20 08:20	02/25/20 12:27	EPA 7471B	1,7471B	GD
Selenium, Total	ND		mg/kg	0.949	--	1	02/25/20 07:00	02/25/20 18:24	EPA 3050B	1,6010D	LC
Silver, Total	ND		mg/kg	0.474	--	1	02/25/20 07:00	02/25/20 18:24	EPA 3050B	1,6010D	LC

Project Name: SALEM DEPOT
Project Number: 52223.00
Lab Number: L2007596
Report Date: 02/27/20

SAMPLE RESULTS

Lab ID: L2007596-13
Client ID: SB-16 (0-6)
Sample Location: SALEM, NH

Date Collected: 02/19/20 14:00
Date Received: 02/20/20
Field Prep: Not Specified

Sample Depth:
Matrix: Soil
Percent Solids: 75%

Parameter	Result	Qualifier	Units	RL	MDL	Dilution Factor	Date Prepared	Date Analyzed	Prep Method	Analytical Method	Analyst
Total Metals - Mansfield Lab											
Arsenic, Total	10.2		mg/kg	0.510	--	1	02/25/20 07:00	02/25/20 18:28	EPA 3050B	1,6010D	LC
Barium, Total	114		mg/kg	0.510	--	1	02/25/20 07:00	02/25/20 18:28	EPA 3050B	1,6010D	LC
Cadmium, Total	ND		mg/kg	0.510	--	1	02/25/20 07:00	02/25/20 18:28	EPA 3050B	1,6010D	LC
Chromium, Total	22.0		mg/kg	0.510	--	1	02/25/20 07:00	02/25/20 18:28	EPA 3050B	1,6010D	LC
Lead, Total	82.0		mg/kg	2.55	--	1	02/25/20 07:00	02/25/20 18:28	EPA 3050B	1,6010D	LC
Mercury, Total	0.086		mg/kg	0.084	--	1	02/27/20 04:45	02/27/20 12:57	EPA 7471B	1,7471B	GD
Selenium, Total	ND		mg/kg	1.02	--	1	02/25/20 07:00	02/25/20 18:28	EPA 3050B	1,6010D	LC
Silver, Total	ND		mg/kg	0.510	--	1	02/25/20 07:00	02/25/20 18:28	EPA 3050B	1,6010D	LC

Project Name: SALEM DEPOT
Project Number: 52223.00
Lab Number: L2007596
Report Date: 02/27/20

SAMPLE RESULTS

Lab ID: L2007596-14
Client ID: SB-17 (0-6)
Sample Location: SALEM, NH

Date Collected: 02/19/20 15:30
Date Received: 02/20/20
Field Prep: Not Specified

Sample Depth:
Matrix: Soil
Percent Solids: 75%

Parameter	Result	Qualifier	Units	RL	MDL	Dilution Factor	Date Prepared	Date Analyzed	Prep Method	Analytical Method	Analyst
Total Metals - Mansfield Lab											
Arsenic, Total	5.34		mg/kg	0.522	--	1	02/25/20 07:00	02/25/20 18:33	EPA 3050B	1,6010D	LC
Barium, Total	31.0		mg/kg	0.522	--	1	02/25/20 07:00	02/25/20 18:33	EPA 3050B	1,6010D	LC
Cadmium, Total	ND		mg/kg	0.522	--	1	02/25/20 07:00	02/25/20 18:33	EPA 3050B	1,6010D	LC
Chromium, Total	19.7		mg/kg	0.522	--	1	02/25/20 07:00	02/25/20 18:33	EPA 3050B	1,6010D	LC
Lead, Total	51.4		mg/kg	2.61	--	1	02/25/20 07:00	02/25/20 18:33	EPA 3050B	1,6010D	LC
Mercury, Total	0.084		mg/kg	0.084	--	1	02/27/20 04:45	02/27/20 13:17	EPA 7471B	1,7471B	GD
Selenium, Total	ND		mg/kg	1.04	--	1	02/25/20 07:00	02/25/20 18:33	EPA 3050B	1,6010D	LC
Silver, Total	ND		mg/kg	0.522	--	1	02/25/20 07:00	02/25/20 18:33	EPA 3050B	1,6010D	LC

Project Name: SALEM DEPOT **Lab Number:** L2007596

Project Number: 52223.00 **Report Date:** 02/27/20

Method Blank Analysis
Batch Quality Control

Parameter	Result	Qualifier	Units	RL	MDL	Dilution Factor	Date Prepared	Date Analyzed	Analytical Method	Analyst
Total Metals - Mansfield Lab for sample(s): 01-05,07-14 Batch: WG1344033-1										
Arsenic, Total	ND		mg/kg	0.400	--	1	02/25/20 07:00	02/25/20 11:36	1,6010D	LC
Barium, Total	ND		mg/kg	0.400	--	1	02/25/20 07:00	02/25/20 11:36	1,6010D	LC
Cadmium, Total	ND		mg/kg	0.400	--	1	02/25/20 07:00	02/25/20 11:36	1,6010D	LC
Chromium, Total	ND		mg/kg	0.400	--	1	02/25/20 07:00	02/25/20 11:36	1,6010D	LC
Lead, Total	ND		mg/kg	2.00	--	1	02/25/20 07:00	02/25/20 11:36	1,6010D	LC
Selenium, Total	ND		mg/kg	0.800	--	1	02/25/20 07:00	02/25/20 11:36	1,6010D	LC
Silver, Total	ND		mg/kg	0.400	--	1	02/25/20 07:00	02/25/20 11:36	1,6010D	LC

Prep Information

Digestion Method: EPA 3050B

Parameter	Result	Qualifier	Units	RL	MDL	Dilution Factor	Date Prepared	Date Analyzed	Analytical Method	Analyst
Total Metals - Mansfield Lab for sample(s): 01-05,07-12 Batch: WG1344047-1										
Mercury, Total	ND		mg/kg	0.083	--	1	02/25/20 08:20	02/25/20 11:31	1,7471B	GD

Prep Information

Digestion Method: EPA 7471B

Parameter	Result	Qualifier	Units	RL	MDL	Dilution Factor	Date Prepared	Date Analyzed	Analytical Method	Analyst
Total Metals - Mansfield Lab for sample(s): 13-14 Batch: WG1344843-1										
Mercury, Total	ND		mg/kg	0.083	--	1	02/27/20 04:45	02/27/20 12:51	1,7471B	GD

Prep Information

Digestion Method: EPA 7471B

Lab Control Sample Analysis
Batch Quality Control

Project Name: SALEM DEPOT
Project Number: 52223.00

Lab Number: L2007596
Report Date: 02/27/20

Parameter	LCS %Recovery	Qual	LCSD %Recovery	Qual	%Recovery Limits	RPD	Qual	RPD Limits
Total Metals - Mansfield Lab Associated sample(s): 01-05,07-14 Batch: WG1344033-2 SRM Lot Number: D105-540								
Arsenic, Total	107		-		70-130	-		
Barium, Total	89		-		75-125	-		
Cadmium, Total	105		-		75-125	-		
Chromium, Total	97		-		70-130	-		
Lead, Total	100		-		71-128	-		
Selenium, Total	103		-		63-137	-		
Silver, Total	98		-		69-131	-		
Total Metals - Mansfield Lab Associated sample(s): 01-05,07-12 Batch: WG1344047-2 SRM Lot Number: D105-540								
Mercury, Total	94		-		60-141	-		
Total Metals - Mansfield Lab Associated sample(s): 13-14 Batch: WG1344843-2 SRM Lot Number: D105-540								
Mercury, Total	93		-		60-141	-		

Matrix Spike Analysis
Batch Quality Control

Project Name: SALEM DEPOT
Project Number: 52223.00

Lab Number: L2007596
Report Date: 02/27/20

Parameter	Native Sample	MS Added	MS Found	MS %Recovery	Qual	MSD Found	MSD %Recovery	Qual	Recovery Limits	RPD	Qual	RPD Limits
Total Metals - Mansfield Lab Associated sample(s): 01-05,07-14 QC Batch ID: WG1344033-3 QC Sample: L2008174-01 Client ID: MS Sample												
Arsenic, Total	1.85	9.76	11.5	99		-	-		75-125	-		20
Barium, Total	55.1	163	213	97		-	-		75-125	-		20
Cadmium, Total	ND	4.15	4.24	102		-	-		75-125	-		20
Chromium, Total	14.6	16.3	29.9	94		-	-		75-125	-		20
Lead, Total	ND	41.5	41.9	101		-	-		75-125	-		20
Selenium, Total	ND	9.76	10.2	104		-	-		75-125	-		20
Silver, Total	ND	24.4	25.1	103		-	-		75-125	-		20
Total Metals - Mansfield Lab Associated sample(s): 01-05,07-12 QC Batch ID: WG1344047-3 QC Sample: L2008174-01 Client ID: MS Sample												
Mercury, Total	ND	0.134	0.130	97		-	-		80-120	-		20
Total Metals - Mansfield Lab Associated sample(s): 13-14 QC Batch ID: WG1344843-3 QC Sample: L2007596-13 Client ID: SB-16 (0-6)												
Mercury, Total	0.086	0.168	0.334	**148**	Q	-	-		80-120	-		20

Lab Duplicate Analysis

Batch Quality Control

Project Name: SALEM DEPOT

Project Number: 52223.00

Lab Number: L2007596

Report Date: 02/27/20

Parameter	Native Sample	Duplicate Sample	Units	RPD	Qual	RPD Limits
Total Metals - Mansfield Lab Associated sample(s): 01-05,07-14 QC Batch ID: WG1344033-4 QC Sample: L2008174-01 Client ID: DUP Sample						
Arsenic, Total	1.85	1.09	mg/kg	**52**	Q	20
Barium, Total	55.1	53.7	mg/kg	3		20
Cadmium, Total	ND	ND	mg/kg	NC		20
Chromium, Total	14.6	23.0	mg/kg	**45**	Q	20
Lead, Total	ND	ND	mg/kg	NC		20
Selenium, Total	ND	ND	mg/kg	NC		20
Silver, Total	ND	ND	mg/kg	NC		20
Total Metals - Mansfield Lab Associated sample(s): 01-05,07-12 QC Batch ID: WG1344047-4 QC Sample: L2008174-01 Client ID: DUP Sample						
Mercury, Total	ND	ND	mg/kg	NC		20
Total Metals - Mansfield Lab Associated sample(s): 13-14 QC Batch ID: WG1344843-4 QC Sample: L2007596-13 Client ID: SB-16 (0-6)						
Mercury, Total	0.086	0.149	mg/kg	**54**	Q	20

INORGANICS
&
MISCELLANEOUS

Project Name:	SALEM DEPOT	**Lab Number:**	L2007596
Project Number:	52223.00	**Report Date:**	02/27/20

SAMPLE RESULTS

Lab ID:	L2007596-01	Date Collected:	02/18/20 09:00
Client ID:	SB-1 (0-3)	Date Received:	02/20/20
Sample Location:	SALEM, NH	Field Prep:	Not Specified
Sample Depth:			
Matrix:	Soil		

Test Material Information

Source of Material:	Unknown
Description of Material:	Non-Metallic - Damp Soil
Particle Size:	Medium
Preliminary Burning Time (sec):	120

Parameter	Result	Date Analyzed	Analytical Method	Analyst
Ignitability of Solids - Westborough Lab				
Ignitability	NI	02/21/20 05:55	1,1030	MV

Project Name:	SALEM DEPOT	**Lab Number:**	L2007596
Project Number:	52223.00	**Report Date:**	02/27/20

SAMPLE RESULTS

Lab ID:	L2007596-02	Date Collected:	02/18/20 09:30
Client ID:	SB-2 (0-3)	Date Received:	02/20/20
Sample Location:	SALEM, NH	Field Prep:	Not Specified
Sample Depth:			
Matrix:	Soil		

Test Material Information

Source of Material:	Unknown
Description of Material:	Non-Metallic - Damp Soil
Particle Size:	Medium
Preliminary Burning Time (sec):	120

Parameter	Result	Date Analyzed	Analytical Method	Analyst
Ignitability of Solids - Westborough Lab				
Ignitability	NI	02/21/20 05:55	1,1030	MV

Project Name:	SALEM DEPOT	**Lab Number:**	L2007596
Project Number:	52223.00	**Report Date:**	02/27/20

SAMPLE RESULTS

Lab ID:	L2007596-03	Date Collected:	02/18/20 10:30
Client ID:	SB-4 (0-4)	Date Received:	02/20/20
Sample Location:	SALEM, NH	Field Prep:	Not Specified
Sample Depth:			
Matrix:	Soil		

Test Material Information

Source of Material:	Unknown
Description of Material:	Non-Metallic - Damp Soil
Particle Size:	Medium
Preliminary Burning Time (sec):	120

Parameter	Result	Date Analyzed	Analytical Method	Analyst
Ignitability of Solids - Westborough Lab				
Ignitability	NI	02/21/20 05:55	1,1030	MV

Project Name:	SALEM DEPOT	**Lab Number:**	L2007596
Project Number:	52223.00	**Report Date:**	02/27/20

SAMPLE RESULTS

Lab ID:	L2007596-04	Date Collected:	02/18/20 14:00
Client ID:	SB-6 (0-6)	Date Received:	02/20/20
Sample Location:	SALEM, NH	Field Prep:	Not Specified
Sample Depth:			
Matrix:	Soil		

Test Material Information

Source of Material:	Unknown
Description of Material:	Non-Metallic - Damp Soil
Particle Size:	Medium
Preliminary Burning Time (sec):	120

Parameter	Result	Date Analyzed	Analytical Method	Analyst
Ignitability of Solids - Westborough Lab				
Ignitability	NI	02/21/20 05:55	1,1030	MV

Project Name:	SALEM DEPOT	**Lab Number:**	L2007596
Project Number:	52223.00	**Report Date:**	02/27/20

SAMPLE RESULTS

Lab ID:	L2007596-05	Date Collected:	02/18/20 14:30
Client ID:	SB-7 (0-6)	Date Received:	02/20/20
Sample Location:	SALEM, NH	Field Prep:	Not Specified
Sample Depth:			
Matrix:	Soil		

Test Material Information

Source of Material:	Unknown
Description of Material:	Non-Metallic - Damp Soil
Particle Size:	Medium
Preliminary Burning Time (sec):	120

Parameter	Result	Date Analyzed	Analytical Method	Analyst
Ignitability of Solids - Westborough Lab				
Ignitability	NI	02/21/20 05:55	1,1030	MV

Project Name:	SALEM DEPOT	**Lab Number:**	L2007596
Project Number:	52223.00	**Report Date:**	02/27/20

SAMPLE RESULTS

Lab ID:	L2007596-07	Date Collected:	02/19/20 08:30
Client ID:	SB-9 (0-6)	Date Received:	02/20/20
Sample Location:	SALEM, NH	Field Prep:	Not Specified
Sample Depth:			
Matrix:	Soil		

Test Material Information

Source of Material:	Unknown
Description of Material:	Non-Metallic - Damp Soil
Particle Size:	Medium
Preliminary Burning Time (sec):	120

Parameter	Result	Date Analyzed	Analytical Method	Analyst
Ignitability of Solids - Westborough Lab				
Ignitability	NI	02/21/20 05:55	1,1030	MV

Project Name:	SALEM DEPOT	**Lab Number:**	L2007596
Project Number:	52223.00	**Report Date:**	02/27/20

SAMPLE RESULTS

Lab ID:	L2007596-08	Date Collected:	02/19/20 09:00
Client ID:	SB-10 (0-6)	Date Received:	02/20/20
Sample Location:	SALEM, NH	Field Prep:	Not Specified
Sample Depth:			
Matrix:	Soil		

Test Material Information

Source of Material:	Unknown
Description of Material:	Non-Metallic - Damp Soil
Particle Size:	Medium
Preliminary Burning Time (sec):	120

Parameter	Result	Date Analyzed	Analytical Method	Analyst
Ignitability of Solids - Westborough Lab				
Ignitability	NI	02/21/20 06:32	1,1030	MV

Project Name:	SALEM DEPOT	**Lab Number:**	L2007596
Project Number:	52223.00	**Report Date:**	02/27/20

SAMPLE RESULTS

Lab ID:	L2007596-09	Date Collected:	02/19/20 09:30
Client ID:	SB-11 (0-6)	Date Received:	02/20/20
Sample Location:	SALEM, NH	Field Prep:	Not Specified
Sample Depth:			
Matrix:	Soil		

Test Material Information

Source of Material:	Unknown
Description of Material:	Non-Metallic - Damp Soil
Particle Size:	Medium
Preliminary Burning Time (sec):	120

Parameter	Result	Date Analyzed	Analytical Method	Analyst
Ignitability of Solids - Westborough Lab				
Ignitability	NI	02/21/20 06:32	1,1030	MV

Project Name:	SALEM DEPOT	**Lab Number:**	L2007596
Project Number:	52223.00	**Report Date:**	02/27/20

SAMPLE RESULTS

Lab ID:	L2007596-10	Date Collected:	02/19/20 10:30
Client ID:	SB-12 (0-6)	Date Received:	02/20/20
Sample Location:	SALEM, NH	Field Prep:	Not Specified
Sample Depth:			
Matrix:	Soil		

Test Material Information

Source of Material:	Unknown
Description of Material:	Non-Metallic - Damp Soil
Particle Size:	Medium
Preliminary Burning Time (sec):	120

Parameter	Result	Date Analyzed	Analytical Method	Analyst
Ignitability of Solids - Westborough Lab				
Ignitability	NI	02/21/20 06:32	1,1030	MV

Project Name:	SALEM DEPOT	**Lab Number:**	L2007596
Project Number:	52223.00	**Report Date:**	02/27/20

SAMPLE RESULTS

Lab ID:	L2007596-11	Date Collected:	02/19/20 13:00
Client ID:	SB-14 (0-6)	Date Received:	02/20/20
Sample Location:	SALEM, NH	Field Prep:	Not Specified
Sample Depth:			
Matrix:	Soil		

Test Material Information

Source of Material:	Unknown
Description of Material:	Non-Metallic - Wet Soil
Particle Size:	Medium
Preliminary Burning Time (sec):	120

Parameter	Result	Date Analyzed	Analytical Method	Analyst
Ignitability of Solids - Westborough Lab				
Ignitability	NI	02/21/20 06:32	1,1030	MV

Project Name:	SALEM DEPOT	**Lab Number:**	L2007596
Project Number:	52223.00	**Report Date:**	02/27/20

SAMPLE RESULTS

Lab ID:	L2007596-12	Date Collected:	02/19/20 13:30
Client ID:	SB-15 (0-6)	Date Received:	02/20/20
Sample Location:	SALEM, NH	Field Prep:	Not Specified
Sample Depth:			
Matrix:	Soil		

Test Material Information

Source of Material:	Unknown
Description of Material:	Non-Metallic - Damp Soil
Particle Size:	Medium
Preliminary Burning Time (sec):	120

Parameter	Result	Date Analyzed	Analytical Method	Analyst
Ignitability of Solids - Westborough Lab				
Ignitability	NI	02/21/20 06:32	1,1030	MV

Project Name:	SALEM DEPOT	**Lab Number:**	L2007596
Project Number:	52223.00	**Report Date:**	02/27/20

SAMPLE RESULTS

Lab ID:	L2007596-13	Date Collected:	02/19/20 14:00
Client ID:	SB-16 (0-6)	Date Received:	02/20/20
Sample Location:	SALEM, NH	Field Prep:	Not Specified
Sample Depth:			
Matrix:	Soil		

Test Material Information

Source of Material:	Unknown
Description of Material:	Non-Metallic - Damp Soil
Particle Size:	Medium
Preliminary Burning Time (sec):	120

Parameter	Result	Date Analyzed	Analytical Method	Analyst
Ignitability of Solids - Westborough Lab				
Ignitability	NI	02/21/20 06:32	1,1030	MV

Project Name:	SALEM DEPOT	**Lab Number:**	L2007596
Project Number:	52223.00	**Report Date:**	02/27/20

SAMPLE RESULTS

Lab ID:	L2007596-14	Date Collected:	02/19/20 15:30
Client ID:	SB-17 (0-6)	Date Received:	02/20/20
Sample Location:	SALEM, NH	Field Prep:	Not Specified
Sample Depth:			
Matrix:	Soil		

Test Material Information

Source of Material:	Unknown
Description of Material:	Non-Metallic - Damp Soil
Particle Size:	Medium
Preliminary Burning Time (sec):	120

Parameter	Result	Date Analyzed	Analytical Method	Analyst
Ignitability of Solids - Westborough Lab				
Ignitability	NI	02/21/20 06:32	1,1030	MV

Project Name: SALEM DEPOT
Project Number: 52223.00

Lab Number: L2007596
Report Date: 02/27/20

SAMPLE RESULTS

Lab ID: L2007596-01
Client ID: SB-1 (0-3)
Sample Location: SALEM, NH

Date Collected: 02/18/20 09:00
Date Received: 02/20/20
Field Prep: Not Specified

Sample Depth:
Matrix: Soil

Parameter	Result	Qualifier	Units	RL	MDL	Dilution Factor	Date Prepared	Date Analyzed	Analytical Method	Analyst
General Chemistry - Westborough Lab										
Specific Conductance @ 25 C	70		umhos/cm	10	--	1	-	02/21/20 03:29	1,9050A	CB
Solids, Total	90.4		%	0.100	NA	1	-	02/21/20 01:58	121,2540G	YA
pH (H)	6.4		SU	-	NA	1	-	02/21/20 01:04	1,9045D	CB
Cyanide, Reactive	ND		mg/kg	10	--	1	02/20/20 23:57	02/21/20 01:03	125,7.3	KF
Sulfide, Reactive	ND		mg/kg	10	--	1	02/20/20 23:57	02/21/20 00:56	125,7.3	KF

Project Name: SALEM DEPOT
Project Number: 52223.00

Lab Number: L2007596
Report Date: 02/27/20

SAMPLE RESULTS

Lab ID: L2007596-02
Client ID: SB-2 (0-3)
Sample Location: SALEM, NH

Date Collected: 02/18/20 09:30
Date Received: 02/20/20
Field Prep: Not Specified

Sample Depth:
Matrix: Soil

Parameter	Result	Qualifier	Units	RL	MDL	Dilution Factor	Date Prepared	Date Analyzed	Analytical Method	Analyst
General Chemistry - Westborough Lab										
Specific Conductance @ 25 C	190		umhos/cm	10	--	1	-	02/21/20 03:29	1,9050A	CB
Solids, Total	86.7		%	0.100	NA	1	-	02/21/20 01:58	121,2540G	YA
pH (H)	6.6		SU	-	NA	1	-	02/21/20 01:04	1,9045D	CB
Cyanide, Reactive	ND		mg/kg	10	--	1	02/20/20 23:57	02/21/20 01:03	125,7.3	KF
Sulfide, Reactive	ND		mg/kg	10	--	1	02/20/20 23:57	02/21/20 00:56	125,7.3	KF

Project Name: SALEM DEPOT
Project Number: 52223.00

Lab Number: L2007596
Report Date: 02/27/20

SAMPLE RESULTS

Lab ID: L2007596-03
Client ID: SB-4 (0-4)
Sample Location: SALEM, NH

Sample Depth:
Matrix: Soil

Date Collected: 02/18/20 10:30
Date Received: 02/20/20
Field Prep: Not Specified

Parameter	Result	Qualifier	Units	RL	MDL	Dilution Factor	Date Prepared	Date Analyzed	Analytical Method	Analyst
General Chemistry - Westborough Lab										
Specific Conductance @ 25 C	110		umhos/cm	10	--	1	-	02/21/20 03:29	1,9050A	CB
Solids, Total	86.8		%	0.100	NA	1	-	02/21/20 01:58	121,2540G	YA
pH (H)	6.0		SU	-	NA	1	-	02/21/20 01:04	1,9045D	CB
Cyanide, Reactive	ND		mg/kg	10	--	1	02/20/20 23:57	02/21/20 01:03	125,7.3	KF
Sulfide, Reactive	ND		mg/kg	10	--	1	02/20/20 23:57	02/21/20 00:56	125,7.3	KF

Project Name: SALEM DEPOT
Project Number: 52223.00

Lab Number: L2007596
Report Date: 02/27/20

SAMPLE RESULTS

Lab ID: L2007596-04
Client ID: SB-6 (0-6)
Sample Location: SALEM, NH

Date Collected: 02/18/20 14:00
Date Received: 02/20/20
Field Prep: Not Specified

Sample Depth:
Matrix: Soil

Parameter	Result	Qualifier	Units	RL	MDL	Dilution Factor	Date Prepared	Date Analyzed	Analytical Method	Analyst
General Chemistry - Westborough Lab										
Specific Conductance @ 25 C	88		umhos/cm	10	--	1	-	02/21/20 03:29	1,9050A	CB
Solids, Total	77.7		%	0.100	NA	1	-	02/21/20 01:58	121,2540G	YA
pH (H)	6.2		SU	-	NA	1	-	02/21/20 01:04	1,9045D	CB
Cyanide, Reactive	ND		mg/kg	10	--	1	02/20/20 23:57	02/21/20 01:03	125,7.3	KF
Sulfide, Reactive	ND		mg/kg	10	--	1	02/20/20 23:57	02/21/20 00:56	125,7.3	KF

Project Name: SALEM DEPOT
Project Number: 52223.00

Lab Number: L2007596
Report Date: 02/27/20

SAMPLE RESULTS

Lab ID: L2007596-05
Client ID: SB-7 (0-6)
Sample Location: SALEM, NH

Date Collected: 02/18/20 14:30
Date Received: 02/20/20
Field Prep: Not Specified

Sample Depth:
Matrix: Soil

Parameter	Result	Qualifier	Units	RL	MDL	Dilution Factor	Date Prepared	Date Analyzed	Analytical Method	Analyst
General Chemistry - Westborough Lab										
Specific Conductance @ 25 C	42		umhos/cm	10	--	1	-	02/21/20 03:29	1,9050A	CB
Solids, Total	87.8		%	0.100	NA	1	-	02/21/20 01:58	121,2540G	YA
pH (H)	6.6		SU	-	NA	1	-	02/21/20 01:04	1,9045D	CB
Cyanide, Reactive	ND		mg/kg	10	--	1	02/20/20 23:57	02/21/20 01:04	125,7.3	KF
Sulfide, Reactive	ND		mg/kg	10	--	1	02/20/20 23:57	02/21/20 00:57	125,7.3	KF

Project Name: SALEM DEPOT
Project Number: 52223.00

Lab Number: L2007596
Report Date: 02/27/20

SAMPLE RESULTS

Lab ID: L2007596-07
Client ID: SB-9 (0-6)
Sample Location: SALEM, NH

Date Collected: 02/19/20 08:30
Date Received: 02/20/20
Field Prep: Not Specified

Sample Depth:
Matrix: Soil

Parameter	Result	Qualifier	Units	RL	MDL	Dilution Factor	Date Prepared	Date Analyzed	Analytical Method	Analyst
General Chemistry - Westborough Lab										
Specific Conductance @ 25 C	93		umhos/cm	10	--	1	-	02/21/20 03:29	1,9050A	CB
Solids, Total	81.4		%	0.100	NA	1	-	02/21/20 01:58	121,2540G	YA
pH (H)	6.5		SU	-	NA	1	-	02/21/20 01:04	1,9045D	CB
Cyanide, Reactive	ND		mg/kg	10	--	1	02/20/20 23:57	02/21/20 01:04	125,7.3	KF
Sulfide, Reactive	ND		mg/kg	10	--	1	02/20/20 23:57	02/21/20 00:57	125,7.3	KF

Project Name: SALEM DEPOT
Project Number: 52223.00

Lab Number: L2007596
Report Date: 02/27/20

SAMPLE RESULTS

Lab ID: L2007596-08
Client ID: SB-10 (0-6)
Sample Location: SALEM, NH

Date Collected: 02/19/20 09:00
Date Received: 02/20/20
Field Prep: Not Specified

Sample Depth:
Matrix: Soil

Parameter	Result	Qualifier	Units	RL	MDL	Dilution Factor	Date Prepared	Date Analyzed	Analytical Method	Analyst
General Chemistry - Westborough Lab										
Specific Conductance @ 25 C	24		umhos/cm	10	--	1	-	02/21/20 03:29	1,9050A	CB
Solids, Total	83.6		%	0.100	NA	1	-	02/21/20 01:58	121,2540G	YA
pH (H)	6.7		SU	-	NA	1	-	02/21/20 01:04	1,9045D	CB
Cyanide, Reactive	ND		mg/kg	10	--	1	02/20/20 23:57	02/21/20 01:04	125,7.3	KF
Sulfide, Reactive	ND		mg/kg	10	--	1	02/20/20 23:57	02/21/20 00:57	125,7.3	KF

Project Name: SALEM DEPOT
Project Number: 52223.00

Lab Number: L2007596
Report Date: 02/27/20

SAMPLE RESULTS

Lab ID: L2007596-09
Client ID: SB-11 (0-6)
Sample Location: SALEM, NH

Sample Depth:
Matrix: Soil

Date Collected: 02/19/20 09:30
Date Received: 02/20/20
Field Prep: Not Specified

Parameter	Result	Qualifier	Units	RL	MDL	Dilution Factor	Date Prepared	Date Analyzed	Analytical Method	Analyst
General Chemistry - Westborough Lab										
Specific Conductance @ 25 C	170		umhos/cm	10	--	1	-	02/21/20 03:29	1,9050A	CB
Solids, Total	83.8		%	0.100	NA	1	-	02/21/20 01:58	121,2540G	YA
pH (H)	5.3		SU	-	NA	1	-	02/21/20 01:04	1,9045D	CB
Cyanide, Reactive	ND		mg/kg	10	--	1	02/20/20 23:57	02/21/20 01:04	125,7.3	KF
Sulfide, Reactive	ND		mg/kg	10	--	1	02/20/20 23:57	02/21/20 00:57	125,7.3	KF

Project Name: SALEM DEPOT
Project Number: 52223.00

Lab Number: L2007596
Report Date: 02/27/20

SAMPLE RESULTS

Lab ID: L2007596-10
Client ID: SB-12 (0-6)
Sample Location: SALEM, NH

Sample Depth:
Matrix: Soil

Date Collected: 02/19/20 10:30
Date Received: 02/20/20
Field Prep: Not Specified

Parameter	Result	Qualifier	Units	RL	MDL	Dilution Factor	Date Prepared	Date Analyzed	Analytical Method	Analyst
General Chemistry - Westborough Lab										
Specific Conductance @ 25 C	100		umhos/cm	10	--	1	-	02/21/20 03:29	1,9050A	CB
Solids, Total	87.4		%	0.100	NA	1	-	02/21/20 01:58	121,2540G	YA
pH (H)	7.9		SU	-	NA	1	-	02/21/20 01:04	1,9045D	CB
Cyanide, Reactive	ND		mg/kg	10	--	1	02/20/20 23:57	02/21/20 01:04	125,7.3	KF
Sulfide, Reactive	ND		mg/kg	10	--	1	02/20/20 23:57	02/21/20 00:58	125,7.3	KF

Project Name: SALEM DEPOT
Project Number: 52223.00

Lab Number: L2007596
Report Date: 02/27/20

SAMPLE RESULTS

Lab ID: L2007596-11
Client ID: SB-14 (0-6)
Sample Location: SALEM, NH

Sample Depth:
Matrix: Soil

Date Collected: 02/19/20 13:00
Date Received: 02/20/20
Field Prep: Not Specified

Parameter	Result	Qualifier	Units	RL	MDL	Dilution Factor	Date Prepared	Date Analyzed	Analytical Method	Analyst
General Chemistry - Westborough Lab										
Specific Conductance @ 25 C	190		umhos/cm	10	--	1	-	02/21/20 03:29	1,9050A	CB
Solids, Total	84.4		%	0.100	NA	1	-	02/21/20 01:58	121,2540G	YA
pH (H)	6.8		SU	-	NA	1	-	02/21/20 01:04	1,9045D	CB
Cyanide, Reactive	ND		mg/kg	10	--	1	02/20/20 23:57	02/21/20 01:05	125,7.3	KF
Sulfide, Reactive	ND		mg/kg	10	--	1	02/20/20 23:57	02/21/20 00:58	125,7.3	KF

Project Name: SALEM DEPOT
Project Number: 52223.00

Lab Number: L2007596
Report Date: 02/27/20

SAMPLE RESULTS

Lab ID: L2007596-12
Client ID: SB-15 (0-6)
Sample Location: SALEM, NH

Date Collected: 02/19/20 13:30
Date Received: 02/20/20
Field Prep: Not Specified

Sample Depth:
Matrix: Soil

Parameter	Result	Qualifier	Units	RL	MDL	Dilution Factor	Date Prepared	Date Analyzed	Analytical Method	Analyst
General Chemistry - Westborough Lab										
Specific Conductance @ 25 C	190		umhos/cm	10	--	1	-	02/21/20 03:29	1,9050A	CB
Solids, Total	82.8		%	0.100	NA	1	-	02/21/20 01:58	121,2540G	YA
pH (H)	7.1		SU	-	NA	1	-	02/21/20 01:04	1,9045D	CB
Cyanide, Reactive	ND		mg/kg	10	--	1	02/20/20 23:57	02/21/20 01:05	125,7.3	KF
Sulfide, Reactive	ND		mg/kg	10	--	1	02/20/20 23:57	02/21/20 00:58	125,7.3	KF

Project Name: SALEM DEPOT
Project Number: 52223.00

Lab Number: L2007596
Report Date: 02/27/20

SAMPLE RESULTS

Lab ID: L2007596-13
Client ID: SB-16 (0-6)
Sample Location: SALEM, NH

Date Collected: 02/19/20 14:00
Date Received: 02/20/20
Field Prep: Not Specified

Sample Depth:
Matrix: Soil

Parameter	Result	Qualifier	Units	RL	MDL	Dilution Factor	Date Prepared	Date Analyzed	Analytical Method	Analyst
General Chemistry - Westborough Lab										
Specific Conductance @ 25 C	120		umhos/cm	10	--	1	-	02/21/20 03:29	1,9050A	CB
Solids, Total	74.7		%	0.100	NA	1	-	02/21/20 01:58	121,2540G	YA
pH (H)	7.5		SU	-	NA	1	-	02/21/20 01:04	1,9045D	CB
Cyanide, Reactive	ND		mg/kg	10	--	1	02/20/20 23:57	02/21/20 01:05	125,7.3	KF
Sulfide, Reactive	ND		mg/kg	10	--	1	02/20/20 23:57	02/21/20 00:58	125,7.3	KF

Project Name: SALEM DEPOT
Project Number: 52223.00

Lab Number: L2007596
Report Date: 02/27/20

SAMPLE RESULTS

Lab ID: L2007596-14
Client ID: SB-17 (0-6)
Sample Location: SALEM, NH

Date Collected: 02/19/20 15:30
Date Received: 02/20/20
Field Prep: Not Specified

Sample Depth:
Matrix: Soil

Parameter	Result	Qualifier	Units	RL	MDL	Dilution Factor	Date Prepared	Date Analyzed	Analytical Method	Analyst
General Chemistry - Westborough Lab										
Specific Conductance @ 25 C	340		umhos/cm	10	--	1	-	02/21/20 03:29	1,9050A	CB
Solids, Total	75.3		%	0.100	NA	1	-	02/21/20 01:58	121,2540G	YA
pH (H)	6.6		SU	-	NA	1	-	02/21/20 01:04	1,9045D	CB
Cyanide, Reactive	ND		mg/kg	10	--	1	02/20/20 23:57	02/21/20 01:05	125,7.3	KF
Sulfide, Reactive	ND		mg/kg	10	--	1	02/20/20 23:57	02/21/20 00:58	125,7.3	KF

Project Name: SALEM DEPOT **Lab Number:** L2007596

Project Number: 52223.00 **Report Date:** 02/27/20

Method Blank Analysis
Batch Quality Control

Parameter	Result	Qualifier	Units	RL	MDL	Dilution Factor	Date Prepared	Date Analyzed	Analytical Method	Analyst
General Chemistry - Westborough Lab for sample(s): 01-05,07-14 Batch: WG1342961-1										
Sulfide, Reactive	ND		mg/kg	10	--	1	02/20/20 23:57	02/21/20 00:54	125,7.3	KF
General Chemistry - Westborough Lab for sample(s): 01-05,07-14 Batch: WG1342962-1										
Cyanide, Reactive	ND		mg/kg	10	--	1	02/20/20 23:57	02/21/20 01:02	125,7.3	KF

Lab Control Sample Analysis
Batch Quality Control

Project Name: SALEM DEPOT
Project Number: 52223.00

Lab Number: L2007596
Report Date: 02/27/20

Parameter	LCS %Recovery	Qual	LCSD %Recovery	Qual	%Recovery Limits	RPD	Qual	RPD Limits
General Chemistry - Westborough Lab Associated sample(s): 01-05,07-14 Batch: WG1342953-1								
pH	100		-		99-101	-		
General Chemistry - Westborough Lab Associated sample(s): 01-05,07-11 Batch: WG1342954-1								
Specific Conductance	101		-		99-101	-		
General Chemistry - Westborough Lab Associated sample(s): 12-14 Batch: WG1342957-1								
Specific Conductance	99		-		99-101	-		
General Chemistry - Westborough Lab Associated sample(s): 01-05,07-14 Batch: WG1342961-2								
Sulfide, Reactive	77		-		60-125	-		40
General Chemistry - Westborough Lab Associated sample(s): 01-05,07-14 Batch: WG1342962-2								
Cyanide, Reactive	61		-		30-125	-		40

Lab Duplicate Analysis

Batch Quality Control

Project Name: SALEM DEPOT

Project Number: 52223.00

Lab Number: L2007596

Report Date: 02/27/20

Parameter	Native Sample	Duplicate Sample	Units	RPD	Qual	RPD Limits
General Chemistry - Westborough Lab Associated sample(s): 01-05,07-14 QC Batch ID: WG1342953-2 QC Sample: L2007596-01 Client ID: SB-1 (0-3)						
pH (H)	6.4	6.4	SU	0		5
General Chemistry - Westborough Lab Associated sample(s): 01-05,07-11 QC Batch ID: WG1342954-2 QC Sample: L2007596-01 Client ID: SB-1 (0-3)						
Specific Conductance @ 25 C	70	79	umhos/cm	12		20
General Chemistry - Westborough Lab Associated sample(s): 12-14 QC Batch ID: WG1342957-2 QC Sample: L2007476-01 Client ID: DUP Sample						
Specific Conductance	310	460	umhos/cm	**39**	Q	20
General Chemistry - Westborough Lab Associated sample(s): 01-05,07-14 QC Batch ID: WG1342961-3 QC Sample: L2007596-14 Client ID: SB-17 (0-6)						
Sulfide, Reactive	ND	ND	mg/kg	NC		40
General Chemistry - Westborough Lab Associated sample(s): 01-05,07-14 QC Batch ID: WG1342962-3 QC Sample: L2007596-14 Client ID: SB-17 (0-6)						
Cyanide, Reactive	ND	ND	mg/kg	NC		40
General Chemistry - Westborough Lab Associated sample(s): 01-05,07-14 QC Batch ID: WG1342978-1 QC Sample: L2007596-01 Client ID: SB-1 (0-3)						
Solids, Total	90.4	91.2	%	1		20

Project Name: SALEM DEPOT
Project Number: 52223.00

Lab Number: L2007596
Report Date: 02/27/20

Sample Receipt and Container Information

Were project specific reporting limits specified? YES

Cooler Information

Cooler	Custody Seal
A	Absent

Container Information

Container ID	Container Type	Cooler	Initial pH	Final pH	Temp deg C	Pres	Seal	Frozen Date/Time	Analysis(*)
L2007596-01A	Vial MeOH preserved	A	NA		2.2	Y	Absent		8260HLW-NH(14)
L2007596-01B	Vial water preserved	A	NA		2.2	Y	Absent	18-FEB-20 18:00	8260HLW-NH(14)
L2007596-01C	Vial water preserved	A	NA		2.2	Y	Absent	18-FEB-20 18:00	8260HLW-NH(14)
L2007596-01D	Metals Only-Glass 60mL/2oz unpreserved	A	NA		2.2	Y	Absent		AS-TI(180),BA-TI(180),AG-TI(180),CR-TI(180),SE-TI(180),PB-TI(180),HG-T(28),CD-TI(180)
L2007596-01E	Plastic 2oz unpreserved for TS	A	NA		2.2	Y	Absent		TS(7)
L2007596-01F	Glass 500ml/16oz unpreserved	A	NA		2.2	Y	Absent		8270TCL(14),REACTS(14),IGNIT-1030(14),PCB-8082(14),PH-9045(1),REACTCN(14),TPH-DRO-D(14),COND-9050(28)
L2007596-02A	Vial MeOH preserved	A	NA		2.2	Y	Absent		8260HLW-NH(14)
L2007596-02B	Vial water preserved	A	NA		2.2	Y	Absent	18-FEB-20 18:00	8260HLW-NH(14)
L2007596-02C	Vial water preserved	A	NA		2.2	Y	Absent	18-FEB-20 18:00	8260HLW-NH(14)
L2007596-02D	Metals Only-Glass 60mL/2oz unpreserved	A	NA		2.2	Y	Absent		AS-TI(180),BA-TI(180),AG-TI(180),CR-TI(180),SE-TI(180),PB-TI(180),HG-T(28),CD-TI(180)
L2007596-02E	Plastic 2oz unpreserved for TS	A	NA		2.2	Y	Absent		TS(7)
L2007596-02F	Glass 500ml/16oz unpreserved	A	NA		2.2	Y	Absent		8270TCL(14),REACTS(14),IGNIT-1030(14),PCB-8082(14),PH-9045(1),REACTCN(14),TPH-DRO-D(14),COND-9050(28)
L2007596-03A	Vial MeOH preserved	A	NA		2.2	Y	Absent		8260HLW-NH(14)
L2007596-03B	Vial water preserved	A	NA		2.2	Y	Absent	18-FEB-20 18:00	8260HLW-NH(14)
L2007596-03C	Vial water preserved	A	NA		2.2	Y	Absent	18-FEB-20 18:00	8260HLW-NH(14)
L2007596-03D	Metals Only-Glass 60mL/2oz unpreserved	A	NA		2.2	Y	Absent		BA-TI(180),AS-TI(180),AG-TI(180),CR-TI(180),PB-TI(180),SE-TI(180),HG-T(28),CD-TI(180)
L2007596-03E	Plastic 2oz unpreserved for TS	A	NA		2.2	Y	Absent		TS(7)

*Values in parentheses indicate holding time in days

Project Name: SALEM DEPOT
Project Number: 52223.00

Lab Number: L2007596
Report Date: 02/27/20

Container Information

Container ID	Container Type	Cooler	Initial pH	Final pH	Temp deg C	Pres	Seal	Frozen Date/Time	Analysis(*)
L2007596-03F	Glass 500ml/16oz unpreserved	A	NA		2.2	Y	Absent		8270TCL(14),REACTS(14),IGNIT-1030(14),PCB-8082(14),PH-9045(1),REACTCN(14),TPH-DRO-D(14),COND-9050(28)
L2007596-04A	Vial MeOH preserved	A	NA		2.2	Y	Absent		8260HLW-NH(14)
L2007596-04B	Vial water preserved	A	NA		2.2	Y	Absent	18-FEB-20 18:00	8260HLW-NH(14)
L2007596-04C	Vial water preserved	A	NA		2.2	Y	Absent	18-FEB-20 18:00	8260HLW-NH(14)
L2007596-04D	Metals Only-Glass 60mL/2oz unpreserved	A	NA		2.2	Y	Absent		AS-TI(180),BA-TI(180),AG-TI(180),CR-TI(180),PB-TI(180),SE-TI(180),HG-T(28),CD-TI(180)
L2007596-04E	Plastic 2oz unpreserved for TS	A	NA		2.2	Y	Absent		TS(7)
L2007596-04F	Glass 500ml/16oz unpreserved	A	NA		2.2	Y	Absent		REACTS(14),8270TCL(14),IGNIT-1030(14),PCB-8082(14),PH-9045(1),TPH-DRO-D(14),REACTCN(14),COND-9050(28)
L2007596-05A	Vial MeOH preserved	A	NA		2.2	Y	Absent		8260HLW-NH(14)
L2007596-05B	Vial water preserved	A	NA		2.2	Y	Absent	18-FEB-20 18:00	8260HLW-NH(14)
L2007596-05C	Vial water preserved	A	NA		2.2	Y	Absent	18-FEB-20 18:00	8260HLW-NH(14)
L2007596-05D	Metals Only-Glass 60mL/2oz unpreserved	A	NA		2.2	Y	Absent		AS-TI(180),BA-TI(180),AG-TI(180),CR-TI(180),PB-TI(180),SE-TI(180),HG-T(28),CD-TI(180)
L2007596-05E	Plastic 2oz unpreserved for TS	A	NA		2.2	Y	Absent		TS(7)
L2007596-05F	Glass 500ml/16oz unpreserved	A	NA		2.2	Y	Absent		REACTS(14),8270TCL(14),IGNIT-1030(14),PCB-8082(14),PH-9045(1),REACTCN(14),TPH-DRO-D(14),COND-9050(28)
L2007596-06A	Vial MeOH preserved	A	NA		2.2	Y	Absent		HOLD-8260HLW(14)
L2007596-06B	Vial water preserved	A	NA		2.2	Y	Absent	18-FEB-20 18:00	HOLD-8260HLW(14)
L2007596-06C	Vial water preserved	A	NA		2.2	Y	Absent	18-FEB-20 18:00	HOLD-8260HLW(14)
L2007596-07A	Vial MeOH preserved	A	NA		2.2	Y	Absent		8260HLW-NH(14)
L2007596-07B	Vial water preserved	A	NA		2.2	Y	Absent	19-FEB-20 18:00	8260HLW-NH(14)
L2007596-07C	Vial water preserved	A	NA		2.2	Y	Absent	19-FEB-20 18:00	8260HLW-NH(14)
L2007596-07D	Metals Only-Glass 60mL/2oz unpreserved	A	NA		2.2	Y	Absent		AS-TI(180),BA-TI(180),AG-TI(180),CR-TI(180),PB-TI(180),SE-TI(180),HG-T(28),CD-TI(180)
L2007596-07E	Plastic 2oz unpreserved for TS	A	NA		2.2	Y	Absent		TS(7)

*Values in parentheses indicate holding time in days

Project Name: SALEM DEPOT
Project Number: 52223.00

Lab Number: L2007596
Report Date: 02/27/20

Container Information

Container ID	Container Type	Cooler	Initial pH	Final pH	Temp deg C	Pres	Seal	Frozen Date/Time	Analysis(*)
L2007596-07F	Glass 500ml/16oz unpreserved	A	NA		2.2	Y	Absent		IGNIT-1030(14),8270TCL(14),REACTS(14),PCB-8082(14),PH-9045(1),REACTCN(14),TPH-DRO-D(14),COND-9050(28)
L2007596-08A	Vial MeOH preserved	A	NA		2.2	Y	Absent		8260HLW-NH(14)
L2007596-08B	Vial water preserved	A	NA		2.2	Y	Absent	19-FEB-20 18:00	8260HLW-NH(14)
L2007596-08C	Vial water preserved	A	NA		2.2	Y	Absent	19-FEB-20 18:00	8260HLW-NH(14)
L2007596-08D	Metals Only-Glass 60mL/2oz unpreserved	A	NA		2.2	Y	Absent		BA-TI(180),AS-TI(180),AG-TI(180),CR-TI(180),PB-TI(180),SE-TI(180),HG-T(28),CD-TI(180)
L2007596-08E	Plastic 2oz unpreserved for TS	A	NA		2.2	Y	Absent		TS(7)
L2007596-08F	Glass 500ml/16oz unpreserved	A	NA		2.2	Y	Absent		IGNIT-1030(14),REACTS(14),8270TCL(14),PCB-8082(14),PH-9045(1),TPH-DRO-D(14),REACTCN(14),COND-9050(28)
L2007596-09A	Vial MeOH preserved	A	NA		2.2	Y	Absent		8260HLW-NH(14)
L2007596-09B	Vial water preserved	A	NA		2.2	Y	Absent	19-FEB-20 18:00	8260HLW-NH(14)
L2007596-09C	Vial water preserved	A	NA		2.2	Y	Absent	19-FEB-20 18:00	8260HLW-NH(14)
L2007596-09D	Metals Only-Glass 60mL/2oz unpreserved	A	NA		2.2	Y	Absent		AS-TI(180),BA-TI(180),AG-TI(180),CR-TI(180),SE-TI(180),PB-TI(180),HG-T(28),CD-TI(180)
L2007596-09E	Plastic 2oz unpreserved for TS	A	NA		2.2	Y	Absent		TS(7)
L2007596-09F	Glass 500ml/16oz unpreserved	A	NA		2.2	Y	Absent		8270TCL(14),REACTS(14),IGNIT-1030(14),PCB-8082(14),PH-9045(1),REACTCN(14),TPH-DRO-D(14),COND-9050(28)
L2007596-10A	Vial MeOH preserved	A	NA		2.2	Y	Absent		8260HLW-NH(14)
L2007596-10B	Vial water preserved	A	NA		2.2	Y	Absent	19-FEB-20 18:00	8260HLW-NH(14)
L2007596-10C	Vial water preserved	A	NA		2.2	Y	Absent	19-FEB-20 18:00	8260HLW-NH(14)
L2007596-10D	Metals Only-Glass 60mL/2oz unpreserved	A	NA		2.2	Y	Absent		AS-TI(180),BA-TI(180),AG-TI(180),CR-TI(180),SE-TI(180),PB-TI(180),HG-T(28),CD-TI(180)
L2007596-10E	Plastic 2oz unpreserved for TS	A	NA		2.2	Y	Absent		TS(7)
L2007596-10F	Glass 500ml/16oz unpreserved	A	NA		2.2	Y	Absent		8270TCL(14),IGNIT-1030(14),REACTS(14),PCB-8082(14),PH-9045(1),REACTCN(14),TPH-DRO-D(14),COND-9050(28)
L2007596-10Y	Vial Water preserved split	A	NA		2.2	Y	Absent	**24-FEB-20 09:16**	8260HLW-NH(14)

*Values in parentheses indicate holding time in days

Project Name: SALEM DEPOT
Project Number: 52223.00

Lab Number: L2007596
Report Date: 02/27/20

Container Information

Container ID	Container Type	Cooler	Initial pH	Final pH	Temp deg C	Pres	Seal	Frozen Date/Time	Analysis(*)
L2007596-10Z	Vial Water preserved split	A	NA		2.2	Y	Absent	**24-FEB-20 09:16**	8260HLW-NH(14)
L2007596-11A	Vial MeOH preserved	A	NA		2.2	Y	Absent		8260HLW-NH(14)
L2007596-11B	Vial water preserved	A	NA		2.2	Y	Absent	19-FEB-20 18:00	8260HLW-NH(14)
L2007596-11C	Vial water preserved	A	NA		2.2	Y	Absent	19-FEB-20 18:00	8260HLW-NH(14)
L2007596-11D	Metals Only-Glass 60mL/2oz unpreserved	A	NA		2.2	Y	Absent		BA-TI(180),AS-TI(180),AG-TI(180),CR-TI(180),SE-TI(180),PB-TI(180),HG-T(28),CD-TI(180)
L2007596-11E	Plastic 2oz unpreserved for TS	A	NA		2.2	Y	Absent		TS(7)
L2007596-11F	Glass 500ml/16oz unpreserved	A	NA		2.2	Y	Absent		8270TCL(14),REACTS(14),IGNIT-1030(14),PCB-8082(14),PH-9045(1),REACTCN(14),TPH-DRO-D(14),COND-9050(28)
L2007596-12A	Vial MeOH preserved	A	NA		2.2	Y	Absent		8260HLW-NH(14)
L2007596-12B	Vial water preserved	A	NA		2.2	Y	Absent	19-FEB-20 18:00	8260HLW-NH(14)
L2007596-12C	Vial water preserved	A	NA		2.2	Y	Absent	19-FEB-20 18:00	8260HLW-NH(14)
L2007596-12D	Metals Only-Glass 60mL/2oz unpreserved	A	NA		2.2	Y	Absent		BA-TI(180),AS-TI(180),AG-TI(180),CR-TI(180),PB-TI(180),SE-TI(180),HG-T(28),CD-TI(180)
L2007596-12E	Plastic 2oz unpreserved for TS	A	NA		2.2	Y	Absent		TS(7)
L2007596-12F	Glass 500ml/16oz unpreserved	A	NA		2.2	Y	Absent		IGNIT-1030(14),8270TCL(14),REACTS(14),PCB-8082(14),PH-9045(1),TPH-DRO-D(14),REACTCN(14),COND-9050(28)
L2007596-13A	Vial MeOH preserved	A	NA		2.2	Y	Absent		8260HLW-NH(14)
L2007596-13B	Vial water preserved	A	NA		2.2	Y	Absent	19-FEB-20 18:00	8260HLW-NH(14)
L2007596-13C	Vial water preserved	A	NA		2.2	Y	Absent	19-FEB-20 18:00	8260HLW-NH(14)
L2007596-13D	Metals Only-Glass 60mL/2oz unpreserved	A	NA		2.2	Y	Absent		AS-TI(180),BA-TI(180),AG-TI(180),CR-TI(180),SE-TI(180),PB-TI(180),HG-T(28),CD-TI(180)
L2007596-13E	Plastic 2oz unpreserved for TS	A	NA		2.2	Y	Absent		TS(7)
L2007596-13F	Glass 500ml/16oz unpreserved	A	NA		2.2	Y	Absent		IGNIT-1030(14),REACTS(14),8270TCL(14),PCB-8082(14),PH-9045(1),TPH-DRO-D(14),REACTCN(14),COND-9050(28)
L2007596-14A	Vial MeOH preserved	A	NA		2.2	Y	Absent		8260HLW-NH(14)
L2007596-14B	Vial water preserved	A	NA		2.2	Y	Absent	19-FEB-20 18:00	8260HLW-NH(14)
L2007596-14C	Vial water preserved	A	NA		2.2	Y	Absent	19-FEB-20 18:00	8260HLW-NH(14)

*Values in parentheses indicate holding time in days

Project Name: SALEM DEPOT
Project Number: 52223.00

Lab Number: L2007596
Report Date: 02/27/20

Container Information

Container ID	Container Type	Cooler	Initial pH	Final pH	Temp deg C	Pres	Seal	Frozen Date/Time	Analysis(*)
L2007596-14D	Metals Only-Glass 60mL/2oz unpreserved	A	NA		2.2	Y	Absent		AS-TI(180),BA-TI(180),AG-TI(180),CR-TI(180),SE-TI(180),PB-TI(180),HG-T(28),CD-TI(180)
L2007596-14E	Plastic 2oz unpreserved for TS	A	NA		2.2	Y	Absent		TS(7)
L2007596-14F	Glass 500ml/16oz unpreserved	A	NA		2.2	Y	Absent		8270TCL(14),IGNIT-1030(14),REACTS(14),PCB-8082(14),PH-9045(1),REACTCN(14),TPH-DRO-D(14),COND-9050(28)

*Values in parentheses indicate holding time in days

Project Name:	SALEM DEPOT	**Lab Number:**	L2007596
Project Number:	52223.00	**Report Date:**	02/27/20

GLOSSARY

Acronyms

DL	- Detection Limit: This value represents the level to which target analyte concentrations are reported as estimated values, when those target analyte concentrations are quantified below the limit of quantitation (LOQ). The DL includes any adjustments from dilutions, concentrations or moisture content, where applicable. (DoD report formats only.)
EDL	- Estimated Detection Limit: This value represents the level to which target analyte concentrations are reported as estimated values, when those target analyte concentrations are quantified below the reporting limit (RL). The EDL includes any adjustments from dilutions, concentrations or moisture content, where applicable. The use of EDLs is specific to the analysis of PAHs using Solid-Phase Microextraction (SPME).
EMPC	- Estimated Maximum Possible Concentration: The concentration that results from the signal present at the retention time of an analyte when the ions meet all of the identification criteria except the ion abundance ratio criteria. An EMPC is a worst-case estimate of the concentration.
EPA	- Environmental Protection Agency.
LCS	- Laboratory Control Sample: A sample matrix, free from the analytes of interest, spiked with verified known amounts of analytes or a material containing known and verified amounts of analytes.
LCSD	- Laboratory Control Sample Duplicate: Refer to LCS.
LFB	- Laboratory Fortified Blank: A sample matrix, free from the analytes of interest, spiked with verified known amounts of analytes or a material containing known and verified amounts of analytes.
LOD	- Limit of Detection: This value represents the level to which a target analyte can reliably be detected for a specific analyte in a specific matrix by a specific method. The LOD includes any adjustments from dilutions, concentrations or moisture content, where applicable. (DoD report formats only.)
LOQ	- Limit of Quantitation: The value at which an instrument can accurately measure an analyte at a specific concentration. The LOQ includes any adjustments from dilutions, concentrations or moisture content, where applicable. (DoD report formats only.) Limit of Quantitation: The value at which an instrument can accurately measure an analyte at a specific concentration. The LOQ includes any adjustments from dilutions, concentrations or moisture content, where applicable. (DoD report formats only.)
MDL	- Method Detection Limit: This value represents the level to which target analyte concentrations are reported as estimated values, when those target analyte concentrations are quantified below the reporting limit (RL). The MDL includes any adjustments from dilutions, concentrations or moisture content, where applicable.
MS	- Matrix Spike Sample: A sample prepared by adding a known mass of target analyte to a specified amount of matrix sample for which an independent estimate of target analyte concentration is available. For Method 332.0, the spike recovery is calculated using the native concentration, including estimated values.
MSD	- Matrix Spike Sample Duplicate: Refer to MS.
NA	- Not Applicable.
NC	- Not Calculated: Term is utilized when one or more of the results utilized in the calculation are non-detect at the parameter's reporting unit.
NDPA/DPA	- N-Nitrosodiphenylamine/Diphenylamine.
NI	- Not Ignitable.
NP	- Non-Plastic: Term is utilized for the analysis of Atterberg Limits in soil.
RL	- Reporting Limit: The value at which an instrument can accurately measure an analyte at a specific concentration. The RL includes any adjustments from dilutions, concentrations or moisture content, where applicable.
RPD	- Relative Percent Difference: The results from matrix and/or matrix spike duplicates are primarily designed to assess the precision of analytical results in a given matrix and are expressed as relative percent difference (RPD). Values which are less than five times the reporting limit for any individual parameter are evaluated by utilizing the absolute difference between the values; although the RPD value will be provided in the report.
SRM	- Standard Reference Material: A reference sample of a known or certified value that is of the same or similar matrix as the associated field samples.
STLP	- Semi-dynamic Tank Leaching Procedure per EPA Method 1315.
TEF	- Toxic Equivalency Factors: The values assigned to each dioxin and furan to evaluate their toxicity relative to 2,3,7,8-TCDD.
TEQ	- Toxic Equivalent: The measure of a sample's toxicity derived by multiplying each dioxin and furan by its corresponding TEF and then summing the resulting values.
TIC	- Tentatively Identified Compound: A compound that has been identified to be present and is not part of the target compound list (TCL) for the method and/or program. All TICs are qualitatively identified and reported as estimated concentrations.

Footnotes

Report Format: Data Usability Report

Project Name:	SALEM DEPOT	**Lab Number:**	L2007596
Project Number:	52223.00	**Report Date:**	02/27/20

1 - The reference for this analyte should be considered modified since this analyte is absent from the target analyte list of the original method.

Terms

Analytical Method: Both the document from which the method originates and the analytical reference method. (Example: EPA 8260B is shown as 1,8260B.) The codes for the reference method documents are provided in the References section of the Addendum.

Difference: With respect to Total Oxidizable Precursor (TOP) Assay analysis, the difference is defined as the Post-Treatment value minus the Pre-Treatment value.

Final pH: As it pertains to Sample Receipt & Container Information section of the report, Final pH reflects pH of container determined after adjustment at the laboratory, if applicable. If no adjustment required, value reflects Initial pH.

Frozen Date/Time: With respect to Volatile Organics in soil, Frozen Date/Time reflects the date/time at which associated Reagent Water-preserved vials were initially frozen. Note: If frozen date/time is beyond 48 hours from sample collection, value will be reflected in 'bold'.

Initial pH: As it pertains to Sample Receipt & Container Information section of the report, Initial pH reflects pH of container determined upon receipt, if applicable.

PAH Total: With respect to Alkylated PAH analyses, the 'PAHs, Total' result is defined as the summation of results for all or a subset of the following compounds: Naphthalene, C1-C4 Naphthalenes, 2-Methylnaphthalene, 1-Methylnaphthalene, Biphenyl, Acenaphthylene, Acenaphthene, Fluorene, C1-C3 Fluorenes, Phenanthrene, C1-C4 Phenanthrenes/Anthracenes, Anthracene, Fluoranthene, Pyrene, C1-C4 Fluoranthenes/Pyrenes, Benz(a)anthracene, Chrysene, C1-C4 Chrysenes, Benzo(b)fluoranthene, Benzo(j)+(k)fluoranthene, Benzo(e)pyrene, Benzo(a)pyrene, Perylene, Indeno(1,2,3-cd)pyrene, Dibenz(ah)+(ac)anthracene, Benzo(g,h,i)perylene. If a 'Total' result is requested, the results of its individual components will also be reported.

PFAS Total: With respect to PFAS analyses, the 'PFAS, Total (5)' result is defined as the summation of results for: PFHpA, PFHxS, PFOA, PFNA and PFOS. If a 'Total' result is requested, the results of its individual components will also be reported.

The target compound Chlordane (CAS No. 57-74-9) is reported for GC ECD analyses. Per EPA,this compound "refers to a mixture of chlordane isomers, other chlorinated hydrocarbons and numerous other components." (Reference: USEPA Toxicological Review of Chlordane, In Support of Summary Information on the Integrated Risk Information System (IRIS), December 1997.)

Total: With respect to Organic analyses, a 'Total' result is defined as the summation of results for individual isomers or Aroclors. If a 'Total' result is requested, the results of its individual components will also be reported. This is applicable to 'Total' results for methods 8260, 8081 and 8082.

Data Qualifiers

A - Spectra identified as "Aldol Condensates" are byproducts of the extraction/concentration procedures when acetone is introduced in the process.

B - The analyte was detected above the reporting limit in the associated method blank. Flag only applies to associated field samples that have detectable concentrations of the analyte at less than ten times (10x) the concentration found in the blank. For MCP-related projects, flag only applies to associated field samples that have detectable concentrations of the analyte at less than ten times (10x) the concentration found in the blank. For DOD-related projects, flag only applies to associated field samples that have detectable concentrations of the analyte at less than ten times (10x) the concentration found in the blank AND the analyte was detected above one-half the reporting limit (or above the reporting limit for common lab contaminants) in the associated method blank. For NJ-Air-related projects, flag only applies to associated field samples that have detectable concentrations of the analyte above the reporting limit. For NJ-related projects (excluding Air), flag only applies to associated field samples that have detectable concentrations of the analyte, which was detected above the reporting limit in the associated method blank or above five times the reporting limit for common lab contaminants (Phthalates, Acetone, Methylene Chloride, 2-Butanone).

C - Co-elution: The target analyte co-elutes with a known lab standard (i.e. surrogate, internal standards, etc.) for co-extracted analyses.

D - Concentration of analyte was quantified from diluted analysis. Flag only applies to field samples that have detectable concentrations of the analyte.

E - Concentration of analyte exceeds the range of the calibration curve and/or linear range of the instrument.

G - The concentration may be biased high due to matrix interferences (i.e, co-elution) with non-target compound(s). The result should be considered estimated.

H - The analysis of pH was performed beyond the regulatory-required holding time of 15 minutes from the time of sample collection.

I - The lower value for the two columns has been reported due to obvious interference.

J - Estimated value. This represents an estimated concentration for Tentatively Identified Compounds (TICs).

M - Reporting Limit (RL) exceeds the MCP CAM Reporting Limit for this analyte.

ND - Not detected at the reporting limit (RL) for the sample.

NJ - Presumptive evidence of compound. This represents an estimated concentration for Tentatively Identified Compounds (TICs), where the identification is based on a mass spectral library search.

P - The RPD between the results for the two columns exceeds the method-specified criteria.

Q - The quality control sample exceeds the associated acceptance criteria. For DOD-related projects, LCS and/or Continuing Calibration Standard exceedences are also qualified on all associated sample results. Note: This flag is not applicable for matrix spike recoveries when the sample concentration is greater than 4x the spike added or for batch duplicate RPD when the sample concentrations are less

Project Name: SALEM DEPOT
Project Number: 52223.00
Lab Number: L2007596
Report Date: 02/27/20

Data Qualifiers

than 5x the RL. (Metals only.)

R - Analytical results are from sample re-analysis.

RE - Analytical results are from sample re-extraction.

S - Analytical results are from modified screening analysis.

Project Name: SALEM DEPOT **Lab Number:** L2007596
Project Number: 52223.00 **Report Date:** 02/27/20

REFERENCES

1 Test Methods for Evaluating Solid Waste: Physical/Chemical Methods. EPA SW-846. Third Edition. Updates I - IV, 2007.

121 Standard Methods for the Examination of Water and Wastewater. APHA-AWWA-WEF. Standard Methods Online.

125 Test Methods for Evaluating Solid Waste: Physical/Chemical Methods. EPA SW-846. Third Edition. Updates IIIA, April 1998.

LIMITATION OF LIABILITIES

Alpha Analytical performs services with reasonable care and diligence normal to the analytical testing laboratory industry. In the event of an error, the sole and exclusive responsibility of Alpha Analytical shall be to re-perform the work at it's own expense. In no event shall Alpha Analytical be held liable for any incidental, consequential or special damages, including but not limited to, damages in any way connected with the use of, interpretation of, information or analysis provided by Alpha Analytical.

We strongly urge our clients to comply with EPA protocol regarding sample volume, preservation, cooling, containers, sampling procedures, holding time and splitting of samples in the field.

Certification Information

The following analytes are not included in our Primary NELAP Scope of Accreditation:

Westborough Facility
EPA 624/624.1: m/p-xylene, o-xylene
EPA 8260C: NPW: 1,2,4,5-Tetramethylbenzene; 4-Ethyltoluene, Azobenzene; SCM: Iodomethane (methyl iodide), 1,2,4,5-Tetramethylbenzene; 4-Ethyltoluene.
EPA 8270D: NPW: Dimethylnaphthalene,1,4-Diphenylhydrazine; SCM: Dimethylnaphthalene,1,4-Diphenylhydrazine.
SM4500: NPW: Amenable Cyanide; SCM: Total Phosphorus, TKN, NO2, NO3.

Mansfield Facility
SM 2540D: TSS
EPA 8082A: NPW: PCB: 1, 5, 31, 87,101, 110, 141, 151, 153, 180, 183, 187.
EPA TO-15: Halothane, 2,4,4-Trimethyl-2-pentene, 2,4,4-Trimethyl-1-pentene, Thiophene, 2-Methylthiophene, 3-Methylthiophene, 2-Ethylthiophene, 1,2,3-Trimethylbenzene, Indan, Indene, 1,2,4,5-Tetramethylbenzene, Benzothiophene, 1-Methylnaphthalene.
EPA TO-12 Non-methane organics
EPA 3C Fixed gases
Biological Tissue Matrix: EPA 3050B

The following analytes are included in our Massachusetts DEP Scope of Accreditation

Westborough Facility:

Drinking Water
EPA 300.0: Chloride, Nitrate-N, Fluoride, Sulfate; **EPA 353.2**: Nitrate-N, Nitrite-N; **SM4500NO3-F**: Nitrate-N, Nitrite-N; **SM4500F-C, SM4500CN-CE, EPA 180.1, SM2130B, SM4500Cl-D, SM2320B, SM2540C, SM4500H-B, SM4500NO2-B**
EPA 332: Perchlorate; **EPA 524.2:** THMs and VOCs; **EPA 504.1:** EDB, DBCP.
Microbiology: **SM9215B; SM9223-P/A, SM9223B-Colilert-QT,SM9222D**.

Non-Potable Water
SM4500H,B, EPA 120.1, SM2510B, SM2540C, SM2320B, SM4500CL-E, SM4500F-BC, SM4500NH3-BH: Ammonia-N and Kjeldahl-N, **EPA 350.1**: Ammonia-N, **LACHAT 10-107-06-1-B**: Ammonia-N, **EPA 351.1, SM4500NO3-F, EPA 353.2**: Nitrate-N**, SM4500P-E, SM4500P-B, E, SM4500SO4-E, SM5220D, EPA 410.4, SM5210B, SM5310C, SM4500CL-D, EPA 1664, EPA 420.1, SM4500-CN-CE, SM2540D, EPA 300: Chloride, Sulfate, Nitrate.**
EPA 624.1: Volatile Halocarbons & Aromatics,
EPA 608.3: Chlordane, Toxaphene, Aldrin, alpha-BHC, beta-BHC, gamma-BHC, delta-BHC, Dieldrin, DDD, DDE, DDT, Endosulfan I, Endosulfan II, Endosulfan sulfate, Endrin, Endrin Aldehyde, Heptachlor, Heptachlor Epoxide, PCBs
EPA 625.1: SVOC (Acid/Base/Neutral Extractables), **EPA 600/4-81-045**: PCB-Oil.
Microbiology: **SM9223B-Colilert-QT; Enterolert-QT, SM9221E, EPA 1600, EPA 1603.**

Mansfield Facility:

Drinking Water
EPA 200.7: Al, Ba, Cd, Cr, Cu, Fe, Mn, Ni, Na, Ag, Ca, Zn. **EPA 200.8:** Al, Sb, As, Ba, Be, Cd, Cr, Cu, Pb, Mn, Ni, Se, Ag, TL, Zn. **EPA 245.1** Hg.
EPA 522.

Non-Potable Water
EPA 200.7: Al, Sb, As, Be, Cd, Ca, Cr, Co, Cu, Fe, Pb, Mg, Mn, Mo, Ni, K, Se, Ag, Na, Sr, TL, Ti, V, Zn.
EPA 200.8: Al, Sb**,** As, Be, Cd, Cr, Cu, Fe, Pb, Mn, Ni, K, Se, Ag, Na, TL, Zn.
EPA 245.1 Hg.
SM2340B

For a complete listing of analytes and methods, please contact your Alpha Project Manager.

CHAIN OF CUSTODY

PAGE 1 OF 2

ALPHA ANALYTICAL — World Class Chemistry

Westborough, MA
TEL: 508-898-9220
FAX: 508-898-9193

Mansfield, MA
TEL: 508-822-9300
FAX: 508-822-3288

Date Rec'd in Lab: 2/20/20

ALPHA Job #: L2007596

Project Information

Project Name: Salem Depot

Project Location: Salem, NH

Project #: 52223.00

Project Manager: Paige Cornell

ALPHA Quote #:

Report Information / Data Deliverables

- ☐ FAX
- ☒ ADEx
- ☒ EMAIL
- ☐ Add'l Deliverables

Billing Information

- ☒ Same as Client info
- PO #: 52223.00

Regulatory Requirements/Report Limits

State/Fed Program	Criteria
New Hampshire	

Client Information

Client: VHB

Address: 101 Walnut Street

Watertown, MA

Phone: 609-385-3919

Fax:

Email: mmazzone;pcornell@vhb.com

☐ These samples have been Previously analyzed by Alpha

Turn-Around Time

☒ Standard ☐ Rush (ONLY IF PRE-APPROVED)

5 day TAT

Due Date: Time:

Other Project Specific Requirements/Comments/Detection Limits:

All VOA vials frozen on day of collection
*Substitute MCP 14 metals with RCRA 8 metals
No MCP methods; New Hampshrie Project.
TCLP 20x rule - email VHB prior to running

ANALYSIS

SAMPLE HANDLING
Filtration
- ☐ Done
- ☒ Not Needed
- ☐ Lab to do

Preservation
- ☐ Lab to do

(Please specify below)

ALPHA Lab ID (Lab Use Only)	Sample ID	Collection Date	Collection Time	Sample Matrix	Sampler's Initials	VHBMCPSLPKG*	VOC 8260											Sample Specific Comments	TOTAL # BOTTLES
07596-01	SB-1 (0-3)	2/18/20	900	SOIL	MJM	☒	☐	☐	☐	☐	☐	☐	☐	☐	☐	☐	☐		5
02	SB-2 (0-3)	2/18/20	930	SOIL	MJM	☒	☐	☐	☐	☐	☐	☐	☐	☐	☐	☐	☐		5
03	SB-4 (0-4)	2/18/20	1030	SOIL	MJM	☒	☐	☐	☐	☐	☐	☐	☐	☐	☐	☐	☐		5
04	SB-6 (0-6)	2/19/20	1400	SOIL	MJM	☒	☐	☐	☐	☐	☐	☐	☐	☐	☐	☐	☐		5
05	SB-7 (0-6)	2/18/20	1430	SOIL	MJM	☒	☐	☐	☐	☐	☐	☐	☐	☐	☐	☐	☐		5
06	SB-8 (0-10)	2/18/20	1500	SOIL	MJM	☐	☒	☐	☐	☐	☐	☐	☐	☐	☐	☐	☐	HOLD SAMPLE	3
07	SB-9 (0-6)	2/19/20	830	SOIL	MJM	☒	☐	☐	☐	☐	☐	☐	☐	☐	☐	☐	☐		5
08	SB-10 (0-6)	2/19/20	900	SOIL	MJM	☒	☐	☐	☐	☐	☐	☐	☐	☐	☐	☐	☐		5
09	SB-11 (0-6)	2/19/20	930	SOIL	MJM	☒	☐	☐	☐	☐	☐	☐	☐	☐	☐	☐	☐		5
10	SB-12 (0-6)	2/19/20	1030	SOIL	MJM	☒	☐	☐	☐	☐	☐	☐	☐	☐	☐	☐	☐		5
					Container Type	-	-	-	-	-	-	-	-	-	-	-	-		
					Preservative	-	-	-	-	-	-	-	-	-	-	-	-		

Relinquished By:	Date/Time	Received By:	Date/Time
[signature]	2/20/20 1520	[signature] AAC	2/20/20 1120
[signature]	2/20/20 1315	[signature]	2/20/20 1315

Please print clearly, legibly and completely. Samples can not be logged in and turnaround time clock will not start until any ambiguities are resolved. All samples submitted are subject to Alpha's Payment Terms.

FORM NO. 01-010 (rev. 3-JAN-12)

CHAIN OF CUSTODY

PAGE 2 OF 2

ALPHA ANALYTICAL

Westborough, MA TEL: 508-898-9220 FAX: 508-898-9193
Mansfield, MA TEL: 508-822-9300 FAX: 508-822-3288

Date Rec'd in Lab: 2/20/20

ALPHA Job #: L2007596

Project Information

Project Name: Salem Depot

Project Location: Salem, NH

Project #: 52223.00

Project Manager: Paige Cornell

ALPHA Quote #:

Client Information

Client: VHB

Address: 101 Walnut Street

Watertown, MA

Phone: 609-385-3919

Fax:

Email: mmazzone;pcornell@vhb.com

☐ These samples have been Previously analyzed by Alpha

Turn-Around Time

☒ Standard ☐ Rush (ONLY IF PRE-APPROVED)

5-day TAT

Due Date: Time:

Report Information / Data Deliverables

☐ FAX ☒ EMAIL

☒ ADEx ☐ Add'l Deliverables

Billing Information

☒ Same as Client info PO #: 52223.00

Regulatory Requirements/Report Limits

State/Fed Program	Criteria
New Hampshire	

Other Project Specific Requirements/Comments/Detection Limits:

All VOA vials frozen on day of collection
*Substitute MCP 14 metals with RCRA 8 metals
No MCP methods; New Hampshrie Project.
TCLP 20x rule - email VHB prior to running

ANALYSIS

SAMPLE HANDLING
Filtration
☐ Done
☒ Not Needed
☐ Lab to do
Preservation
☐ Lab to do
(Please specify below)

ALPHA Lab ID (Lab Use Only)	Sample ID	Collection Date	Collection Time	Sample Matrix	Sampler's Initials	VHBMCPSLPKG*	VOC 8260											Sample Specific Comments	TOTAL # BOTTLES
07596-11	SB-14 (0-6)	2/19/20	1300	SOIL	MJM	☒	☐	☐	☐	☐	☐	☐	☐	☐	☐	☐	☐		6
12	SB-15 (0-6)	2/19/20	930	SOIL	MJM	☒	☐	☐	☐	☐	☐	☐	☐	☐	☐	☐	☐		6
13	SB-16 (0-6)	2/19/20	1030	SOIL	MJM	☒	☐	☐	☐	☐	☐	☐	☐	☐	☐	☐	☐		6
14	SB-17 (0-6)	2/19/20	1400	SOIL	MJM	☒	☐	☐	☐	☐	☐	☐	☐	☐	☐	☐	☐		6
						☐	☐	☐	☐	☐	☐	☐	☐	☐	☐	☐	☐		
						☐	☐	☐	☐	☐	☐	☐	☐	☐	☐	☐	☐		
						☐	☐	☐	☐	☐	☐	☐	☐	☐	☐	☐	☐		
						☐	☐	☐	☐	☐	☐	☐	☐	☐	☐	☐	☐		
						☐	☐	☐	☐	☐	☐	☐	☐	☐	☐	☐	☐		
						☐	☐	☐	☐	☐	☐	☐	☐	☐	☐	☐	☐		
				Container Type		-	-	-	-	-	-	-	-	-	-	-	-		
				Preservative		-	-	-	-	-	-	-	-	-	-	-	-		

Relinquished By:	Date/Time	Received By:	Date/Time
	2/20/20 11:20	RAL	2/20/20 1120
	2/20/20 1315		2/20/20 1315

Please print clearly, legibly and completely. Samples can not be logged in and turnaround time clock will not start until any ambiguities are resolved. All samples submitted are subject to Alpha's Payment Terms.

FORM NO. 01-010-(MJ) (rev. 5-JAN-12)

ANALYTICAL REPORT

Lab Number:	L2008252
Client:	VHB Environmental Engineering 101 Walnut Street Watertown, MA 02471
ATTN:	Paige Cornell
Phone:	(617) 607-1841
Project Name:	SALEM DEPOT
Project Number:	52223.00
Report Date:	03/03/20

The original project report/data package is held by Alpha Analytical. This report/data package is paginated and should be reproduced only in its entirety. Alpha Analytical holds no responsibility for results and/or data that are not consistent with the original.

Certifications & Approvals: MA (M-MA086), NH NELAP (2064), CT (PH-0574), IL (200077), ME (MA00086), MD (348), NJ (MA935), NY (11148), NC (25700/666), PA (68-03671), RI (LAO00065), TX (T104704476), VT (VT-0935), VA (460195), USDA (Permit #P330-17-00196).

Eight Walkup Drive, Westborough, MA 01581-1019
508-898-9220 (Fax) 508-898-9193 800-624-9220 - www.alphalab.com

Project Name: SALEM DEPOT
Project Number: 52223.00

Lab Number: L2008252
Report Date: 03/03/20

Alpha Sample ID	Client ID	Matrix	Sample Location	Collection Date/Time	Receive Date
L2008252-01	SB-3 (0-10)	SOIL	SALEM, NH	02/24/20 08:30	02/25/20
L2008252-02	SB-5 (0-8)	SOIL	SALEM, NH	02/24/20 09:00	02/25/20
L2008252-03	SB-8 (0-10)	SOIL	SALEM, NH	02/18/20 15:00	02/25/20
L2008252-04	SB-13 (0-10)	SOIL	SALEM, NH	02/24/20 10:00	02/25/20
L2008252-05	SB-18 (0-6)	SOIL	SALEM, NH	02/21/20 09:00	02/25/20
L2008252-06	SB-19 (0-6)	SOIL	SALEM, NH	02/21/20 09:30	02/25/20
L2008252-07	SB-20 (0-10)	SOIL	SALEM, NH	02/24/20 10:30	02/25/20
L2008252-08	SB-21 (0-3)	SOIL	SALEM, NH	02/20/20 09:00	02/25/20
L2008252-09	SB-22 (0-3)	SOIL	SALEM, NH	02/20/20 09:30	02/25/20
L2008252-10	SB-23 (0-10)	SOIL	SALEM, NH	02/24/20 11:00	02/25/20
L2008252-11	SB-24 (0-10)	SOIL	SALEM, NH	02/21/20 11:00	02/25/20
L2008252-12	SB-25 (0-6)	SOIL	SALEM, NH	02/20/20 11:30	02/25/20
L2008252-13	SB-26 (0-6)	SOIL	SALEM, NH	02/20/20 13:00	02/25/20
L2008252-14	SB-27 (0-3)	SOIL	SALEM, NH	02/21/20 13:15	02/25/20
L2008252-15	SB-28 (0-3)	SOIL	SALEM, NH	02/20/20 13:30	02/25/20
L2008252-16	SB-29 (0-6)	SOIL	SALEM, NH	02/20/20 14:00	02/25/20
L2008252-17	SB-30 (0-3)	SOIL	SALEM, NH	02/20/20 14:30	02/25/20
L2008252-18	SB-31 (0-3)	SOIL	SALEM, NH	02/20/20 15:00	02/25/20
L2008252-19	SB-32 (0-3)	SOIL	SALEM, NH	02/20/20 16:00	02/25/20
L2008252-20	SB-33 (0-6)	SOIL	SALEM, NH	02/21/20 14:00	02/25/20
L2008252-21	SB-34 (0-6)	SOIL	SALEM, NH	02/21/20 14:30	02/25/20

Project Name:	SALEM DEPOT	**Lab Number:**	L2008252
Project Number:	52223.00	**Report Date:**	03/03/20

Case Narrative

The samples were received in accordance with the Chain of Custody and no significant deviations were encountered during the preparation or analysis unless otherwise noted. Sample Receipt, Container Information, and the Chain of Custody are located at the back of the report.

Results contained within this report relate only to the samples submitted under this Alpha Lab Number and meet NELAP requirements for all NELAP accredited parameters unless otherwise noted in the following narrative. The data presented in this report is organized by parameter (i.e. VOC, SVOC, etc.). Sample specific Quality Control data (i.e. Surrogate Spike Recovery) is reported at the end of the target analyte list for each individual sample, followed by the Laboratory Batch Quality Control at the end of each parameter. Tentatively Identified Compounds (TICs), if requested, are reported for compounds identified to be present and are not part of the method/program Target Compound List, even if only a subset of the TCL are being reported. If a sample was re-analyzed or re-extracted due to a required quality control corrective action and if both sets of data are reported, the Laboratory ID of the re-analysis or re-extraction is designated with an "R" or "RE", respectively.

When multiple Batch Quality Control elements are reported (e.g. more than one LCS), the associated samples for each element are noted in the grey shaded header line of each data table. Any Laboratory Batch, Sample Specific % recovery or RPD value that is outside the listed Acceptance Criteria is bolded in the report. In reference to questions H (CAM) or 4 (RCP) when "NO" is checked, the performance criteria for CAM and RCP methods allow for some quality control failures to occur and still be within method compliance. In these instances, the specific failure is not narrated but noted in the associated QC Outlier Summary Report, located directly after the Case Narrative. QC information is also incorporated in the Data Usability Assessment table (Format 11) of our Data Merger tool, where it can be reviewed in conjunction with the sample result, associated regulatory criteria and any associated data usability implications.

Soil/sediments, solids and tissues are reported on a dry weight basis unless otherwise noted. Definitions of all data qualifiers and acronyms used in this report are provided in the Glossary located at the back of the report.

HOLD POLICY - For samples submitted on hold, Alpha's policy is to hold samples (with the exception of Air canisters) free of charge for 21 calendar days from the date the project is completed. After 21 calendar days, we will dispose of all samples submitted including those put on hold unless you have contacted your Alpha Project Manager and made arrangements for Alpha to continue to hold the samples. Air canisters will be disposed after 3 business days from the date the project is completed.

Please contact Project Management at 800-624-9220 with any questions.

Project Name: SALEM DEPOT **Lab Number:** L2008252
Project Number: 52223.00 **Report Date:** 03/03/20

Case Narrative (continued)

Sample Receipt

L2008252-11: The sample containers for the Volatile Organics Low Level analysis were received empty. A sample aliquot was taken from an unpreserved plastic container and preserved appropriately.

Volatile Organics

L2008252-13: The analysis of Volatile Organics by EPA Method 5035/8260 Low Level could not be performed due to the elevated concentrations of non-target compounds in the sample.

The WG1345211-5 Method Blank, associated with L2008252-03 and -13, has a concentration above the reporting limit for acetone. Since the samples were non-detect to the RL for this target analyte, no further actions were taken. The results of the original analysis are reported.

Semivolatile Organics

L2008252-01, -04, -05, -06, and -14: The sample has elevated detection limits due to the dilution required by the sample matrix.

L2008252-13: The sample has elevated detection limits due to the dilution required by the elevated concentrations of non-target compounds in the sample.

The WG1344806-2/-3 LCS/LCSD recoveries, associated with L2008252-01 through -20, are below the acceptance criteria for benzidine (7%/6%); however, it has been identified as a "difficult" analyte. The results of the associated samples are reported.

Total Metals

The WG1345677-4 Laboratory Duplicate RPD for chromium (23%), performed on L2008252-01, is outside the acceptance criteria. The elevated RPD has been attributed to the non-homogeneous nature of the native sample.

Specific Conductance @ 25 C

The WG1344397-2 Laboratory Duplicate RPD for specific conductance (21%), performed on L2008252-11, is

Project Name:	SALEM DEPOT	**Lab Number:**	L2008252
Project Number:	52223.00	**Report Date:**	03/03/20

Case Narrative (continued)

outside the acceptance criteria. The elevated RPD has been attributed to the non-homogeneous nature of the native sample.

I, the undersigned, attest under the pains and penalties of perjury that, to the best of my knowledge and belief and based upon my personal inquiry of those responsible for providing the information contained in this analytical report, such information is accurate and complete. This certificate of analysis is not complete unless this page accompanies any and all pages of this report.

Authorized Signature: Michelle M. Morris

Title: Technical Director/Representative Date: 03/03/20

ORGANICS

VOLATILES

Project Name: SALEM DEPOT
Project Number: 52223.00

Lab Number: L2008252
Report Date: 03/03/20

SAMPLE RESULTS

Lab ID: L2008252-01
Client ID: SB-3 (0-10)
Sample Location: SALEM, NH

Date Collected: 02/24/20 08:30
Date Received: 02/25/20
Field Prep: Not Specified

Sample Depth:
Matrix: Soil
Analytical Method: 1,8260C
Analytical Date: 02/27/20 13:29
Analyst: KJD
Percent Solids: 85%

Parameter	Result	Qualifier	Units	RL	MDL	Dilution Factor
Volatile Organics by EPA 5035 Low - Westborough Lab						
Methylene chloride	ND		ug/kg	4.4	--	1
1,1-Dichloroethane	ND		ug/kg	0.88	--	1
Chloroform	ND		ug/kg	1.3	--	1
Carbon tetrachloride	ND		ug/kg	0.88	--	1
1,2-Dichloropropane	ND		ug/kg	0.88	--	1
Dibromochloromethane	ND		ug/kg	0.88	--	1
1,1,2-Trichloroethane	ND		ug/kg	0.88	--	1
Tetrachloroethene	ND		ug/kg	0.44	--	1
Chlorobenzene	ND		ug/kg	0.44	--	1
Trichlorofluoromethane	ND		ug/kg	3.5	--	1
1,2-Dichloroethane	ND		ug/kg	0.88	--	1
1,1,1-Trichloroethane	ND		ug/kg	0.44	--	1
Bromodichloromethane	ND		ug/kg	0.44	--	1
trans-1,3-Dichloropropene	ND		ug/kg	0.88	--	1
cis-1,3-Dichloropropene	ND		ug/kg	0.44	--	1
1,3-Dichloropropene, Total	ND		ug/kg	0.44	--	1
1,1-Dichloropropene	ND		ug/kg	0.44	--	1
Bromoform	ND		ug/kg	3.5	--	1
1,1,2,2-Tetrachloroethane	ND		ug/kg	0.44	--	1
Benzene	ND		ug/kg	0.44	--	1
Toluene	ND		ug/kg	0.88	--	1
Ethylbenzene	ND		ug/kg	0.88	--	1
Chloromethane	ND		ug/kg	3.5	--	1
Bromomethane	ND		ug/kg	1.8	--	1
Vinyl chloride	ND		ug/kg	0.88	--	1
Chloroethane	ND		ug/kg	1.8	--	1
1,1-Dichloroethene	ND		ug/kg	0.88	--	1
trans-1,2-Dichloroethene	ND		ug/kg	1.3	--	1

Project Name: SALEM DEPOT **Lab Number:** L2008252

Project Number: 52223.00 **Report Date:** 03/03/20

SAMPLE RESULTS

Lab ID: L2008252-01 Date Collected: 02/24/20 08:30

Client ID: SB-3 (0-10) Date Received: 02/25/20

Sample Location: SALEM, NH Field Prep: Not Specified

Sample Depth:

Parameter	Result	Qualifier	Units	RL	MDL	Dilution Factor
Volatile Organics by EPA 5035 Low - Westborough Lab						
Trichloroethene	ND		ug/kg	0.44	--	1
1,2-Dichlorobenzene	ND		ug/kg	1.8	--	1
1,3-Dichlorobenzene	ND		ug/kg	1.8	--	1
1,4-Dichlorobenzene	ND		ug/kg	1.8	--	1
Methyl tert butyl ether	ND		ug/kg	1.8	--	1
p/m-Xylene	ND		ug/kg	1.8	--	1
o-Xylene	ND		ug/kg	0.88	--	1
Xylenes, Total	ND		ug/kg	0.88	--	1
cis-1,2-Dichloroethene	ND		ug/kg	0.88	--	1
1,2-Dichloroethene, Total	ND		ug/kg	0.88	--	1
Dibromomethane	ND		ug/kg	1.8	--	1
1,2,3-Trichloropropane	ND		ug/kg	1.8	--	1
Styrene	ND		ug/kg	0.88	--	1
Dichlorodifluoromethane	ND		ug/kg	8.8	--	1
Acetone	ND		ug/kg	22	--	1
Carbon disulfide	ND		ug/kg	8.8	--	1
2-Butanone	ND		ug/kg	8.8	--	1
4-Methyl-2-pentanone	ND		ug/kg	8.8	--	1
2-Hexanone	ND		ug/kg	8.8	--	1
Bromochloromethane	ND		ug/kg	1.8	--	1
Tetrahydrofuran	ND		ug/kg	3.5	--	1
2,2-Dichloropropane	ND		ug/kg	1.8	--	1
1,2-Dibromoethane	ND		ug/kg	0.88	--	1
1,1,1,2-Tetrachloroethane	ND		ug/kg	0.44	--	1
Bromobenzene	ND		ug/kg	1.8	--	1
n-Butylbenzene	ND		ug/kg	0.88	--	1
sec-Butylbenzene	ND		ug/kg	0.88	--	1
tert-Butylbenzene	ND		ug/kg	1.8	--	1
1,3,5-Trichlorobenzene	ND		ug/kg	1.8	--	1
o-Chlorotoluene	ND		ug/kg	1.8	--	1
p-Chlorotoluene	ND		ug/kg	1.8	--	1
1,2-Dibromo-3-chloropropane	ND		ug/kg	2.6	--	1
Hexachlorobutadiene	ND		ug/kg	3.5	--	1
Isopropylbenzene	ND		ug/kg	0.88	--	1
p-Isopropyltoluene	ND		ug/kg	0.88	--	1
Naphthalene	ND		ug/kg	3.5	--	1
n-Propylbenzene	ND		ug/kg	0.88	--	1

Project Name: SALEM DEPOT **Lab Number:** L2008252

Project Number: 52223.00 **Report Date:** 03/03/20

SAMPLE RESULTS

Lab ID: L2008252-01 Date Collected: 02/24/20 08:30

Client ID: SB-3 (0-10) Date Received: 02/25/20

Sample Location: SALEM, NH Field Prep: Not Specified

Sample Depth:

Parameter	Result	Qualifier	Units	RL	MDL	Dilution Factor
Volatile Organics by EPA 5035 Low - Westborough Lab						
1,2,3-Trichlorobenzene	ND		ug/kg	1.8	--	1
1,2,4-Trichlorobenzene	ND		ug/kg	1.8	--	1
1,3,5-Trimethylbenzene	ND		ug/kg	1.8	--	1
1,2,4-Trimethylbenzene	ND		ug/kg	1.8	--	1
Ethyl ether	ND		ug/kg	1.8	--	1
Isopropyl Ether	ND		ug/kg	1.8	--	1
Tert-Butyl Alcohol	ND		ug/kg	18	--	1
Ethyl-Tert-Butyl-Ether	ND		ug/kg	1.8	--	1
Tertiary-Amyl Methyl Ether	ND		ug/kg	1.8	--	1
1,4-Dioxane	ND		ug/kg	70	--	1

Surrogate	% Recovery	Qualifier	Acceptance Criteria
1,2-Dichloroethane-d4	107		70-130
Toluene-d8	96		70-130
4-Bromofluorobenzene	103		70-130
Dibromofluoromethane	110		70-130

Project Name: SALEM DEPOT
Project Number: 52223.00

Lab Number: L2008252
Report Date: 03/03/20

SAMPLE RESULTS

Lab ID: L2008252-02
Client ID: SB-5 (0-8)
Sample Location: SALEM, NH

Date Collected: 02/24/20 09:00
Date Received: 02/25/20
Field Prep: Not Specified

Sample Depth:
Matrix: Soil
Analytical Method: 1,8260C
Analytical Date: 02/27/20 13:54
Analyst: KJD
Percent Solids: 87%

Parameter	Result	Qualifier	Units	RL	MDL	Dilution Factor
Volatile Organics by EPA 5035 Low - Westborough Lab						
Methylene chloride	ND		ug/kg	4.8	--	1
1,1-Dichloroethane	ND		ug/kg	0.96	--	1
Chloroform	ND		ug/kg	1.4	--	1
Carbon tetrachloride	ND		ug/kg	0.96	--	1
1,2-Dichloropropane	ND		ug/kg	0.96	--	1
Dibromochloromethane	ND		ug/kg	0.96	--	1
1,1,2-Trichloroethane	ND		ug/kg	0.96	--	1
Tetrachloroethene	ND		ug/kg	0.48	--	1
Chlorobenzene	ND		ug/kg	0.48	--	1
Trichlorofluoromethane	ND		ug/kg	3.8	--	1
1,2-Dichloroethane	ND		ug/kg	0.96	--	1
1,1,1-Trichloroethane	ND		ug/kg	0.48	--	1
Bromodichloromethane	ND		ug/kg	0.48	--	1
trans-1,3-Dichloropropene	ND		ug/kg	0.96	--	1
cis-1,3-Dichloropropene	ND		ug/kg	0.48	--	1
1,3-Dichloropropene, Total	ND		ug/kg	0.48	--	1
1,1-Dichloropropene	ND		ug/kg	0.48	--	1
Bromoform	ND		ug/kg	3.8	--	1
1,1,2,2-Tetrachloroethane	ND		ug/kg	0.48	--	1
Benzene	ND		ug/kg	0.48	--	1
Toluene	ND		ug/kg	0.96	--	1
Ethylbenzene	ND		ug/kg	0.96	--	1
Chloromethane	ND		ug/kg	3.8	--	1
Bromomethane	ND		ug/kg	1.9	--	1
Vinyl chloride	ND		ug/kg	0.96	--	1
Chloroethane	ND		ug/kg	1.9	--	1
1,1-Dichloroethene	ND		ug/kg	0.96	--	1
trans-1,2-Dichloroethene	ND		ug/kg	1.4	--	1

Project Name: SALEM DEPOT **Lab Number:** L2008252

Project Number: 52223.00 **Report Date:** 03/03/20

SAMPLE RESULTS

Lab ID: L2008252-02 Date Collected: 02/24/20 09:00

Client ID: SB-5 (0-8) Date Received: 02/25/20

Sample Location: SALEM, NH Field Prep: Not Specified

Sample Depth:

Parameter	Result	Qualifier	Units	RL	MDL	Dilution Factor
Volatile Organics by EPA 5035 Low - Westborough Lab						
Trichloroethene	ND		ug/kg	0.48	--	1
1,2-Dichlorobenzene	ND		ug/kg	1.9	--	1
1,3-Dichlorobenzene	ND		ug/kg	1.9	--	1
1,4-Dichlorobenzene	ND		ug/kg	1.9	--	1
Methyl tert butyl ether	ND		ug/kg	1.9	--	1
p/m-Xylene	ND		ug/kg	1.9	--	1
o-Xylene	ND		ug/kg	0.96	--	1
Xylenes, Total	ND		ug/kg	0.96	--	1
cis-1,2-Dichloroethene	ND		ug/kg	0.96	--	1
1,2-Dichloroethene, Total	ND		ug/kg	0.96	--	1
Dibromomethane	ND		ug/kg	1.9	--	1
1,2,3-Trichloropropane	ND		ug/kg	1.9	--	1
Styrene	ND		ug/kg	0.96	--	1
Dichlorodifluoromethane	ND		ug/kg	9.6	--	1
Acetone	ND		ug/kg	24	--	1
Carbon disulfide	ND		ug/kg	9.6	--	1
2-Butanone	ND		ug/kg	9.6	--	1
4-Methyl-2-pentanone	ND		ug/kg	9.6	--	1
2-Hexanone	ND		ug/kg	9.6	--	1
Bromochloromethane	ND		ug/kg	1.9	--	1
Tetrahydrofuran	ND		ug/kg	3.8	--	1
2,2-Dichloropropane	ND		ug/kg	1.9	--	1
1,2-Dibromoethane	ND		ug/kg	0.96	--	1
1,1,1,2-Tetrachloroethane	ND		ug/kg	0.48	--	1
Bromobenzene	ND		ug/kg	1.9	--	1
n-Butylbenzene	ND		ug/kg	0.96	--	1
sec-Butylbenzene	ND		ug/kg	0.96	--	1
tert-Butylbenzene	ND		ug/kg	1.9	--	1
1,3,5-Trichlorobenzene	ND		ug/kg	1.9	--	1
o-Chlorotoluene	ND		ug/kg	1.9	--	1
p-Chlorotoluene	ND		ug/kg	1.9	--	1
1,2-Dibromo-3-chloropropane	ND		ug/kg	2.9	--	1
Hexachlorobutadiene	ND		ug/kg	3.8	--	1
Isopropylbenzene	ND		ug/kg	0.96	--	1
p-Isopropyltoluene	ND		ug/kg	0.96	--	1
Naphthalene	ND		ug/kg	3.8	--	1
n-Propylbenzene	ND		ug/kg	0.96	--	1

Project Name: SALEM DEPOT **Lab Number:** L2008252

Project Number: 52223.00 **Report Date:** 03/03/20

SAMPLE RESULTS

Lab ID: L2008252-02 Date Collected: 02/24/20 09:00

Client ID: SB-5 (0-8) Date Received: 02/25/20

Sample Location: SALEM, NH Field Prep: Not Specified

Sample Depth:

Parameter	Result	Qualifier	Units	RL	MDL	Dilution Factor
Volatile Organics by EPA 5035 Low - Westborough Lab						
1,2,3-Trichlorobenzene	ND		ug/kg	1.9	--	1
1,2,4-Trichlorobenzene	ND		ug/kg	1.9	--	1
1,3,5-Trimethylbenzene	ND		ug/kg	1.9	--	1
1,2,4-Trimethylbenzene	ND		ug/kg	1.9	--	1
Ethyl ether	ND		ug/kg	1.9	--	1
Isopropyl Ether	ND		ug/kg	1.9	--	1
Tert-Butyl Alcohol	ND		ug/kg	19	--	1
Ethyl-Tert-Butyl-Ether	ND		ug/kg	1.9	--	1
Tertiary-Amyl Methyl Ether	ND		ug/kg	1.9	--	1
1,4-Dioxane	ND		ug/kg	77	--	1

Surrogate	% Recovery	Qualifier	Acceptance Criteria
1,2-Dichloroethane-d4	110		70-130
Toluene-d8	95		70-130
4-Bromofluorobenzene	97		70-130
Dibromofluoromethane	111		70-130

Project Name: SALEM DEPOT
Project Number: 52223.00

Lab Number: L2008252
Report Date: 03/03/20

SAMPLE RESULTS

Lab ID: L2008252-03
Client ID: SB-8 (0-10)
Sample Location: SALEM, NH

Date Collected: 02/18/20 15:00
Date Received: 02/25/20
Field Prep: Not Specified

Sample Depth:
Matrix: Soil
Analytical Method: 1,8260C
Analytical Date: 02/27/20 19:35
Analyst: MKS
Percent Solids: 88%

Parameter	Result	Qualifier	Units	RL	MDL	Dilution Factor
Volatile Organics by EPA 5035 High - Westborough Lab						
Methylene chloride	ND		ug/kg	260	--	1
1,1-Dichloroethane	ND		ug/kg	53	--	1
Chloroform	ND		ug/kg	79	--	1
Carbon tetrachloride	ND		ug/kg	53	--	1
1,2-Dichloropropane	ND		ug/kg	53	--	1
Dibromochloromethane	ND		ug/kg	53	--	1
1,1,2-Trichloroethane	ND		ug/kg	53	--	1
Tetrachloroethene	3600		ug/kg	26	--	1
Chlorobenzene	ND		ug/kg	26	--	1
Trichlorofluoromethane	ND		ug/kg	210	--	1
1,2-Dichloroethane	ND		ug/kg	53	--	1
1,1,1-Trichloroethane	ND		ug/kg	26	--	1
Bromodichloromethane	ND		ug/kg	26	--	1
trans-1,3-Dichloropropene	ND		ug/kg	53	--	1
cis-1,3-Dichloropropene	ND		ug/kg	26	--	1
1,3-Dichloropropene, Total	ND		ug/kg	26	--	1
1,1-Dichloropropene	ND		ug/kg	26	--	1
Bromoform	ND		ug/kg	210	--	1
1,1,2,2-Tetrachloroethane	ND		ug/kg	26	--	1
Benzene	ND		ug/kg	26	--	1
Toluene	ND		ug/kg	53	--	1
Ethylbenzene	ND		ug/kg	53	--	1
Chloromethane	ND		ug/kg	210	--	1
Bromomethane	ND		ug/kg	100	--	1
Vinyl chloride	ND		ug/kg	53	--	1
Chloroethane	ND		ug/kg	100	--	1
1,1-Dichloroethene	ND		ug/kg	53	--	1
trans-1,2-Dichloroethene	ND		ug/kg	79	--	1

Project Name: SALEM DEPOT **Lab Number:** L2008252

Project Number: 52223.00 **Report Date:** 03/03/20

SAMPLE RESULTS

Lab ID: L2008252-03 Date Collected: 02/18/20 15:00

Client ID: SB-8 (0-10) Date Received: 02/25/20

Sample Location: SALEM, NH Field Prep: Not Specified

Sample Depth:

Parameter	Result	Qualifier	Units	RL	MDL	Dilution Factor
Volatile Organics by EPA 5035 High - Westborough Lab						
Trichloroethene	960		ug/kg	26	--	1
1,2-Dichlorobenzene	ND		ug/kg	100	--	1
1,3-Dichlorobenzene	ND		ug/kg	100	--	1
1,4-Dichlorobenzene	ND		ug/kg	100	--	1
Methyl tert butyl ether	ND		ug/kg	100	--	1
p/m-Xylene	ND		ug/kg	100	--	1
o-Xylene	ND		ug/kg	53	--	1
Xylenes, Total	ND		ug/kg	53	--	1
cis-1,2-Dichloroethene	390		ug/kg	53	--	1
1,2-Dichloroethene, Total	390		ug/kg	53	--	1
Dibromomethane	ND		ug/kg	100	--	1
1,2,3-Trichloropropane	ND		ug/kg	100	--	1
Styrene	ND		ug/kg	53	--	1
Dichlorodifluoromethane	ND		ug/kg	530	--	1
Acetone	ND		ug/kg	530	--	1
Carbon disulfide	ND		ug/kg	530	--	1
2-Butanone	ND		ug/kg	530	--	1
4-Methyl-2-pentanone	ND		ug/kg	530	--	1
2-Hexanone	ND		ug/kg	530	--	1
Bromochloromethane	ND		ug/kg	100	--	1
Tetrahydrofuran	ND		ug/kg	210	--	1
2,2-Dichloropropane	ND		ug/kg	100	--	1
1,2-Dibromoethane	ND		ug/kg	53	--	1
1,1,1,2-Tetrachloroethane	ND		ug/kg	26	--	1
Bromobenzene	ND		ug/kg	100	--	1
n-Butylbenzene	ND		ug/kg	53	--	1
sec-Butylbenzene	ND		ug/kg	53	--	1
tert-Butylbenzene	ND		ug/kg	100	--	1
1,3,5-Trichlorobenzene	ND		ug/kg	100	--	1
o-Chlorotoluene	ND		ug/kg	100	--	1
p-Chlorotoluene	ND		ug/kg	100	--	1
1,2-Dibromo-3-chloropropane	ND		ug/kg	160	--	1
Hexachlorobutadiene	ND		ug/kg	210	--	1
Isopropylbenzene	ND		ug/kg	53	--	1
p-Isopropyltoluene	ND		ug/kg	53	--	1
Naphthalene	ND		ug/kg	210	--	1
n-Propylbenzene	ND		ug/kg	53	--	1

Project Name: SALEM DEPOT **Lab Number:** L2008252

Project Number: 52223.00 **Report Date:** 03/03/20

SAMPLE RESULTS

Lab ID: L2008252-03 Date Collected: 02/18/20 15:00

Client ID: SB-8 (0-10) Date Received: 02/25/20

Sample Location: SALEM, NH Field Prep: Not Specified

Sample Depth:

Parameter	Result	Qualifier	Units	RL	MDL	Dilution Factor
Volatile Organics by EPA 5035 High - Westborough Lab						
1,2,3-Trichlorobenzene	ND		ug/kg	100	--	1
1,2,4-Trichlorobenzene	ND		ug/kg	100	--	1
1,3,5-Trimethylbenzene	ND		ug/kg	100	--	1
1,2,4-Trimethylbenzene	ND		ug/kg	100	--	1
Ethyl ether	ND		ug/kg	100	--	1
Isopropyl Ether	ND		ug/kg	100	--	1
Tert-Butyl Alcohol	ND		ug/kg	1000	--	1
Ethyl-Tert-Butyl-Ether	ND		ug/kg	100	--	1
Tertiary-Amyl Methyl Ether	ND		ug/kg	100	--	1
1,4-Dioxane	ND		ug/kg	4200	--	1

Surrogate	% Recovery	Qualifier	Acceptance Criteria
1,2-Dichloroethane-d4	109		70-130
Toluene-d8	108		70-130
4-Bromofluorobenzene	104		70-130
Dibromofluoromethane	91		70-130

Project Name: SALEM DEPOT
Project Number: 52223.00
Lab Number: L2008252
Report Date: 03/03/20

SAMPLE RESULTS

Lab ID: L2008252-04
Client ID: SB-13 (0-10)
Sample Location: SALEM, NH

Date Collected: 02/24/20 10:00
Date Received: 02/25/20
Field Prep: Not Specified

Sample Depth:
Matrix: Soil
Analytical Method: 1,8260C
Analytical Date: 02/27/20 14:19
Analyst: KJD
Percent Solids: 89%

Parameter	Result	Qualifier	Units	RL	MDL	Dilution Factor
Volatile Organics by EPA 5035 Low - Westborough Lab						
Methylene chloride	ND		ug/kg	3.5	--	1
1,1-Dichloroethane	ND		ug/kg	0.70	--	1
Chloroform	ND		ug/kg	1.0	--	1
Carbon tetrachloride	ND		ug/kg	0.70	--	1
1,2-Dichloropropane	ND		ug/kg	0.70	--	1
Dibromochloromethane	ND		ug/kg	0.70	--	1
1,1,2-Trichloroethane	ND		ug/kg	0.70	--	1
Tetrachloroethene	ND		ug/kg	0.35	--	1
Chlorobenzene	ND		ug/kg	0.35	--	1
Trichlorofluoromethane	ND		ug/kg	2.8	--	1
1,2-Dichloroethane	ND		ug/kg	0.70	--	1
1,1,1-Trichloroethane	ND		ug/kg	0.35	--	1
Bromodichloromethane	ND		ug/kg	0.35	--	1
trans-1,3-Dichloropropene	ND		ug/kg	0.70	--	1
cis-1,3-Dichloropropene	ND		ug/kg	0.35	--	1
1,3-Dichloropropene, Total	ND		ug/kg	0.35	--	1
1,1-Dichloropropene	ND		ug/kg	0.35	--	1
Bromoform	ND		ug/kg	2.8	--	1
1,1,2,2-Tetrachloroethane	ND		ug/kg	0.35	--	1
Benzene	ND		ug/kg	0.35	--	1
Toluene	ND		ug/kg	0.70	--	1
Ethylbenzene	ND		ug/kg	0.70	--	1
Chloromethane	ND		ug/kg	2.8	--	1
Bromomethane	ND		ug/kg	1.4	--	1
Vinyl chloride	ND		ug/kg	0.70	--	1
Chloroethane	ND		ug/kg	1.4	--	1
1,1-Dichloroethene	ND		ug/kg	0.70	--	1
trans-1,2-Dichloroethene	ND		ug/kg	1.0	--	1

Project Name: SALEM DEPOT **Lab Number:** L2008252

Project Number: 52223.00 **Report Date:** 03/03/20

SAMPLE RESULTS

Lab ID: L2008252-04 Date Collected: 02/24/20 10:00

Client ID: SB-13 (0-10) Date Received: 02/25/20

Sample Location: SALEM, NH Field Prep: Not Specified

Sample Depth:

Parameter	Result	Qualifier	Units	RL	MDL	Dilution Factor
Volatile Organics by EPA 5035 Low - Westborough Lab						
Trichloroethene	ND		ug/kg	0.35	--	1
1,2-Dichlorobenzene	ND		ug/kg	1.4	--	1
1,3-Dichlorobenzene	ND		ug/kg	1.4	--	1
1,4-Dichlorobenzene	ND		ug/kg	1.4	--	1
Methyl tert butyl ether	ND		ug/kg	1.4	--	1
p/m-Xylene	ND		ug/kg	1.4	--	1
o-Xylene	ND		ug/kg	0.70	--	1
Xylenes, Total	ND		ug/kg	0.70	--	1
cis-1,2-Dichloroethene	ND		ug/kg	0.70	--	1
1,2-Dichloroethene, Total	ND		ug/kg	0.70	--	1
Dibromomethane	ND		ug/kg	1.4	--	1
1,2,3-Trichloropropane	ND		ug/kg	1.4	--	1
Styrene	ND		ug/kg	0.70	--	1
Dichlorodifluoromethane	ND		ug/kg	7.0	--	1
Acetone	ND		ug/kg	17	--	1
Carbon disulfide	ND		ug/kg	7.0	--	1
2-Butanone	ND		ug/kg	7.0	--	1
4-Methyl-2-pentanone	ND		ug/kg	7.0	--	1
2-Hexanone	ND		ug/kg	7.0	--	1
Bromochloromethane	ND		ug/kg	1.4	--	1
Tetrahydrofuran	ND		ug/kg	2.8	--	1
2,2-Dichloropropane	ND		ug/kg	1.4	--	1
1,2-Dibromoethane	ND		ug/kg	0.70	--	1
1,1,1,2-Tetrachloroethane	ND		ug/kg	0.35	--	1
Bromobenzene	ND		ug/kg	1.4	--	1
n-Butylbenzene	ND		ug/kg	0.70	--	1
sec-Butylbenzene	ND		ug/kg	0.70	--	1
tert-Butylbenzene	ND		ug/kg	1.4	--	1
1,3,5-Trichlorobenzene	ND		ug/kg	1.4	--	1
o-Chlorotoluene	ND		ug/kg	1.4	--	1
p-Chlorotoluene	ND		ug/kg	1.4	--	1
1,2-Dibromo-3-chloropropane	ND		ug/kg	2.1	--	1
Hexachlorobutadiene	ND		ug/kg	2.8	--	1
Isopropylbenzene	ND		ug/kg	0.70	--	1
p-Isopropyltoluene	ND		ug/kg	0.70	--	1
Naphthalene	ND		ug/kg	2.8	--	1
n-Propylbenzene	ND		ug/kg	0.70	--	1

Project Name: SALEM DEPOT **Lab Number:** L2008252

Project Number: 52223.00 **Report Date:** 03/03/20

SAMPLE RESULTS

Lab ID: L2008252-04 Date Collected: 02/24/20 10:00

Client ID: SB-13 (0-10) Date Received: 02/25/20

Sample Location: SALEM, NH Field Prep: Not Specified

Sample Depth:

Parameter	Result	Qualifier	Units	RL	MDL	Dilution Factor
Volatile Organics by EPA 5035 Low - Westborough Lab						
1,2,3-Trichlorobenzene	ND		ug/kg	1.4	--	1
1,2,4-Trichlorobenzene	ND		ug/kg	1.4	--	1
1,3,5-Trimethylbenzene	ND		ug/kg	1.4	--	1
1,2,4-Trimethylbenzene	ND		ug/kg	1.4	--	1
Ethyl ether	ND		ug/kg	1.4	--	1
Isopropyl Ether	ND		ug/kg	1.4	--	1
Tert-Butyl Alcohol	ND		ug/kg	14	--	1
Ethyl-Tert-Butyl-Ether	ND		ug/kg	1.4	--	1
Tertiary-Amyl Methyl Ether	ND		ug/kg	1.4	--	1
1,4-Dioxane	ND		ug/kg	56	--	1

Surrogate	% Recovery	Qualifier	Acceptance Criteria
1,2-Dichloroethane-d4	107		70-130
Toluene-d8	96		70-130
4-Bromofluorobenzene	97		70-130
Dibromofluoromethane	111		70-130

Project Name: SALEM DEPOT
Project Number: 52223.00

Lab Number: L2008252
Report Date: 03/03/20

SAMPLE RESULTS

Lab ID: L2008252-05
Client ID: SB-18 (0-6)
Sample Location: SALEM, NH

Date Collected: 02/21/20 09:00
Date Received: 02/25/20
Field Prep: Not Specified

Sample Depth:
Matrix: Soil
Analytical Method: 1,8260C
Analytical Date: 02/27/20 20:48
Analyst: MV
Percent Solids: 85%

Parameter	Result	Qualifier	Units	RL	MDL	Dilution Factor
Volatile Organics by EPA 5035 Low - Westborough Lab						
Methylene chloride	ND		ug/kg	4.6	--	1
1,1-Dichloroethane	ND		ug/kg	0.92	--	1
Chloroform	ND		ug/kg	1.4	--	1
Carbon tetrachloride	ND		ug/kg	0.92	--	1
1,2-Dichloropropane	ND		ug/kg	0.92	--	1
Dibromochloromethane	ND		ug/kg	0.92	--	1
1,1,2-Trichloroethane	ND		ug/kg	0.92	--	1
Tetrachloroethene	ND		ug/kg	0.46	--	1
Chlorobenzene	ND		ug/kg	0.46	--	1
Trichlorofluoromethane	ND		ug/kg	3.7	--	1
1,2-Dichloroethane	ND		ug/kg	0.92	--	1
1,1,1-Trichloroethane	ND		ug/kg	0.46	--	1
Bromodichloromethane	ND		ug/kg	0.46	--	1
trans-1,3-Dichloropropene	ND		ug/kg	0.92	--	1
cis-1,3-Dichloropropene	ND		ug/kg	0.46	--	1
1,3-Dichloropropene, Total	ND		ug/kg	0.46	--	1
1,1-Dichloropropene	ND		ug/kg	0.46	--	1
Bromoform	ND		ug/kg	3.7	--	1
1,1,2,2-Tetrachloroethane	ND		ug/kg	0.46	--	1
Benzene	ND		ug/kg	0.46	--	1
Toluene	ND		ug/kg	0.92	--	1
Ethylbenzene	ND		ug/kg	0.92	--	1
Chloromethane	ND		ug/kg	3.7	--	1
Bromomethane	ND		ug/kg	1.8	--	1
Vinyl chloride	ND		ug/kg	0.92	--	1
Chloroethane	ND		ug/kg	1.8	--	1
1,1-Dichloroethene	ND		ug/kg	0.92	--	1
trans-1,2-Dichloroethene	ND		ug/kg	1.4	--	1

Project Name: SALEM DEPOT **Lab Number:** L2008252

Project Number: 52223.00 **Report Date:** 03/03/20

SAMPLE RESULTS

Lab ID: L2008252-05 Date Collected: 02/21/20 09:00

Client ID: SB-18 (0-6) Date Received: 02/25/20

Sample Location: SALEM, NH Field Prep: Not Specified

Sample Depth:

Parameter	Result	Qualifier	Units	RL	MDL	Dilution Factor
Volatile Organics by EPA 5035 Low - Westborough Lab						
Trichloroethene	ND		ug/kg	0.46	--	1
1,2-Dichlorobenzene	ND		ug/kg	1.8	--	1
1,3-Dichlorobenzene	ND		ug/kg	1.8	--	1
1,4-Dichlorobenzene	ND		ug/kg	1.8	--	1
Methyl tert butyl ether	ND		ug/kg	1.8	--	1
p/m-Xylene	ND		ug/kg	1.8	--	1
o-Xylene	ND		ug/kg	0.92	--	1
Xylenes, Total	ND		ug/kg	0.92	--	1
cis-1,2-Dichloroethene	ND		ug/kg	0.92	--	1
1,2-Dichloroethene, Total	ND		ug/kg	0.92	--	1
Dibromomethane	ND		ug/kg	1.8	--	1
1,2,3-Trichloropropane	ND		ug/kg	1.8	--	1
Styrene	ND		ug/kg	0.92	--	1
Dichlorodifluoromethane	ND		ug/kg	9.2	--	1
Acetone	ND		ug/kg	23	--	1
Carbon disulfide	ND		ug/kg	9.2	--	1
2-Butanone	ND		ug/kg	9.2	--	1
4-Methyl-2-pentanone	ND		ug/kg	9.2	--	1
2-Hexanone	ND		ug/kg	9.2	--	1
Bromochloromethane	ND		ug/kg	1.8	--	1
Tetrahydrofuran	ND		ug/kg	3.7	--	1
2,2-Dichloropropane	ND		ug/kg	1.8	--	1
1,2-Dibromoethane	ND		ug/kg	0.92	--	1
1,1,1,2-Tetrachloroethane	ND		ug/kg	0.46	--	1
Bromobenzene	ND		ug/kg	1.8	--	1
n-Butylbenzene	ND		ug/kg	0.92	--	1
sec-Butylbenzene	ND		ug/kg	0.92	--	1
tert-Butylbenzene	ND		ug/kg	1.8	--	1
1,3,5-Trichlorobenzene	ND		ug/kg	1.8	--	1
o-Chlorotoluene	ND		ug/kg	1.8	--	1
p-Chlorotoluene	ND		ug/kg	1.8	--	1
1,2-Dibromo-3-chloropropane	ND		ug/kg	2.8	--	1
Hexachlorobutadiene	ND		ug/kg	3.7	--	1
Isopropylbenzene	ND		ug/kg	0.92	--	1
p-Isopropyltoluene	ND		ug/kg	0.92	--	1
Naphthalene	ND		ug/kg	3.7	--	1
n-Propylbenzene	ND		ug/kg	0.92	--	1

Project Name: SALEM DEPOT **Lab Number:** L2008252

Project Number: 52223.00 **Report Date:** 03/03/20

SAMPLE RESULTS

Lab ID: L2008252-05 Date Collected: 02/21/20 09:00

Client ID: SB-18 (0-6) Date Received: 02/25/20

Sample Location: SALEM, NH Field Prep: Not Specified

Sample Depth:

Parameter	Result	Qualifier	Units	RL	MDL	Dilution Factor
Volatile Organics by EPA 5035 Low - Westborough Lab						
1,2,3-Trichlorobenzene	ND		ug/kg	1.8	--	1
1,2,4-Trichlorobenzene	ND		ug/kg	1.8	--	1
1,3,5-Trimethylbenzene	ND		ug/kg	1.8	--	1
1,2,4-Trimethylbenzene	ND		ug/kg	1.8	--	1
Ethyl ether	ND		ug/kg	1.8	--	1
Isopropyl Ether	ND		ug/kg	1.8	--	1
Tert-Butyl Alcohol	ND		ug/kg	18	--	1
Ethyl-Tert-Butyl-Ether	ND		ug/kg	1.8	--	1
Tertiary-Amyl Methyl Ether	ND		ug/kg	1.8	--	1
1,4-Dioxane	ND		ug/kg	74	--	1

Surrogate	% Recovery	Qualifier	Acceptance Criteria
1,2-Dichloroethane-d4	99		70-130
Toluene-d8	97		70-130
4-Bromofluorobenzene	107		70-130
Dibromofluoromethane	105		70-130

Project Name: SALEM DEPOT
Project Number: 52223.00

Lab Number: L2008252
Report Date: 03/03/20

SAMPLE RESULTS

Lab ID: L2008252-06
Client ID: SB-19 (0-6)
Sample Location: SALEM, NH

Date Collected: 02/21/20 09:30
Date Received: 02/25/20
Field Prep: Not Specified

Sample Depth:
Matrix: Soil
Analytical Method: 1,8260C
Analytical Date: 02/27/20 21:14
Analyst: MV
Percent Solids: 90%

Parameter	Result	Qualifier	Units	RL	MDL	Dilution Factor
Volatile Organics by EPA 5035 Low - Westborough Lab						
Methylene chloride	ND		ug/kg	4.6	--	1
1,1-Dichloroethane	ND		ug/kg	0.92	--	1
Chloroform	ND		ug/kg	1.4	--	1
Carbon tetrachloride	ND		ug/kg	0.92	--	1
1,2-Dichloropropane	ND		ug/kg	0.92	--	1
Dibromochloromethane	ND		ug/kg	0.92	--	1
1,1,2-Trichloroethane	ND		ug/kg	0.92	--	1
Tetrachloroethene	ND		ug/kg	0.46	--	1
Chlorobenzene	ND		ug/kg	0.46	--	1
Trichlorofluoromethane	ND		ug/kg	3.7	--	1
1,2-Dichloroethane	ND		ug/kg	0.92	--	1
1,1,1-Trichloroethane	ND		ug/kg	0.46	--	1
Bromodichloromethane	ND		ug/kg	0.46	--	1
trans-1,3-Dichloropropene	ND		ug/kg	0.92	--	1
cis-1,3-Dichloropropene	ND		ug/kg	0.46	--	1
1,3-Dichloropropene, Total	ND		ug/kg	0.46	--	1
1,1-Dichloropropene	ND		ug/kg	0.46	--	1
Bromoform	ND		ug/kg	3.7	--	1
1,1,2,2-Tetrachloroethane	ND		ug/kg	0.46	--	1
Benzene	ND		ug/kg	0.46	--	1
Toluene	ND		ug/kg	0.92	--	1
Ethylbenzene	ND		ug/kg	0.92	--	1
Chloromethane	ND		ug/kg	3.7	--	1
Bromomethane	ND		ug/kg	1.8	--	1
Vinyl chloride	ND		ug/kg	0.92	--	1
Chloroethane	ND		ug/kg	1.8	--	1
1,1-Dichloroethene	ND		ug/kg	0.92	--	1
trans-1,2-Dichloroethene	ND		ug/kg	1.4	--	1

Project Name: SALEM DEPOT **Lab Number:** L2008252

Project Number: 52223.00 **Report Date:** 03/03/20

SAMPLE RESULTS

Lab ID: L2008252-06 Date Collected: 02/21/20 09:30

Client ID: SB-19 (0-6) Date Received: 02/25/20

Sample Location: SALEM, NH Field Prep: Not Specified

Sample Depth:

Parameter	Result	Qualifier	Units	RL	MDL	Dilution Factor
Volatile Organics by EPA 5035 Low - Westborough Lab						
Trichloroethene	ND		ug/kg	0.46	--	1
1,2-Dichlorobenzene	ND		ug/kg	1.8	--	1
1,3-Dichlorobenzene	ND		ug/kg	1.8	--	1
1,4-Dichlorobenzene	ND		ug/kg	1.8	--	1
Methyl tert butyl ether	ND		ug/kg	1.8	--	1
p/m-Xylene	ND		ug/kg	1.8	--	1
o-Xylene	ND		ug/kg	0.92	--	1
Xylenes, Total	ND		ug/kg	0.92	--	1
cis-1,2-Dichloroethene	ND		ug/kg	0.92	--	1
1,2-Dichloroethene, Total	ND		ug/kg	0.92	--	1
Dibromomethane	ND		ug/kg	1.8	--	1
1,2,3-Trichloropropane	ND		ug/kg	1.8	--	1
Styrene	ND		ug/kg	0.92	--	1
Dichlorodifluoromethane	ND		ug/kg	9.2	--	1
Acetone	ND		ug/kg	23	--	1
Carbon disulfide	ND		ug/kg	9.2	--	1
2-Butanone	ND		ug/kg	9.2	--	1
4-Methyl-2-pentanone	ND		ug/kg	9.2	--	1
2-Hexanone	ND		ug/kg	9.2	--	1
Bromochloromethane	ND		ug/kg	1.8	--	1
Tetrahydrofuran	ND		ug/kg	3.7	--	1
2,2-Dichloropropane	ND		ug/kg	1.8	--	1
1,2-Dibromoethane	ND		ug/kg	0.92	--	1
1,1,1,2-Tetrachloroethane	ND		ug/kg	0.46	--	1
Bromobenzene	ND		ug/kg	1.8	--	1
n-Butylbenzene	ND		ug/kg	0.92	--	1
sec-Butylbenzene	ND		ug/kg	0.92	--	1
tert-Butylbenzene	ND		ug/kg	1.8	--	1
1,3,5-Trichlorobenzene	ND		ug/kg	1.8	--	1
o-Chlorotoluene	ND		ug/kg	1.8	--	1
p-Chlorotoluene	ND		ug/kg	1.8	--	1
1,2-Dibromo-3-chloropropane	ND		ug/kg	2.8	--	1
Hexachlorobutadiene	ND		ug/kg	3.7	--	1
Isopropylbenzene	ND		ug/kg	0.92	--	1
p-Isopropyltoluene	ND		ug/kg	0.92	--	1
Naphthalene	ND		ug/kg	3.7	--	1
n-Propylbenzene	ND		ug/kg	0.92	--	1

Project Name: SALEM DEPOT **Lab Number:** L2008252

Project Number: 52223.00 **Report Date:** 03/03/20

SAMPLE RESULTS

Lab ID: L2008252-06 Date Collected: 02/21/20 09:30

Client ID: SB-19 (0-6) Date Received: 02/25/20

Sample Location: SALEM, NH Field Prep: Not Specified

Sample Depth:

Parameter	Result	Qualifier	Units	RL	MDL	Dilution Factor
Volatile Organics by EPA 5035 Low - Westborough Lab						
1,2,3-Trichlorobenzene	ND		ug/kg	1.8	--	1
1,2,4-Trichlorobenzene	ND		ug/kg	1.8	--	1
1,3,5-Trimethylbenzene	ND		ug/kg	1.8	--	1
1,2,4-Trimethylbenzene	ND		ug/kg	1.8	--	1
Ethyl ether	ND		ug/kg	1.8	--	1
Isopropyl Ether	ND		ug/kg	1.8	--	1
Tert-Butyl Alcohol	ND		ug/kg	18	--	1
Ethyl-Tert-Butyl-Ether	ND		ug/kg	1.8	--	1
Tertiary-Amyl Methyl Ether	ND		ug/kg	1.8	--	1
1,4-Dioxane	ND		ug/kg	74	--	1

Surrogate	% Recovery	Qualifier	Acceptance Criteria
1,2-Dichloroethane-d4	99		70-130
Toluene-d8	98		70-130
4-Bromofluorobenzene	108		70-130
Dibromofluoromethane	104		70-130

Project Name: SALEM DEPOT
Project Number: 52223.00

Lab Number: L2008252
Report Date: 03/03/20

SAMPLE RESULTS

Lab ID: L2008252-07
Client ID: SB-20 (0-10)
Sample Location: SALEM, NH

Date Collected: 02/24/20 10:30
Date Received: 02/25/20
Field Prep: Not Specified

Sample Depth:
Matrix: Soil
Analytical Method: 1,8260C
Analytical Date: 02/27/20 15:35
Analyst: KJD
Percent Solids: 90%

Parameter	Result	Qualifier	Units	RL	MDL	Dilution Factor
Volatile Organics by EPA 5035 Low - Westborough Lab						
Methylene chloride	ND		ug/kg	4.3	--	1
1,1-Dichloroethane	ND		ug/kg	0.85	--	1
Chloroform	ND		ug/kg	1.3	--	1
Carbon tetrachloride	ND		ug/kg	0.85	--	1
1,2-Dichloropropane	ND		ug/kg	0.85	--	1
Dibromochloromethane	ND		ug/kg	0.85	--	1
1,1,2-Trichloroethane	ND		ug/kg	0.85	--	1
Tetrachloroethene	ND		ug/kg	0.43	--	1
Chlorobenzene	ND		ug/kg	0.43	--	1
Trichlorofluoromethane	ND		ug/kg	3.4	--	1
1,2-Dichloroethane	ND		ug/kg	0.85	--	1
1,1,1-Trichloroethane	ND		ug/kg	0.43	--	1
Bromodichloromethane	ND		ug/kg	0.43	--	1
trans-1,3-Dichloropropene	ND		ug/kg	0.85	--	1
cis-1,3-Dichloropropene	ND		ug/kg	0.43	--	1
1,3-Dichloropropene, Total	ND		ug/kg	0.43	--	1
1,1-Dichloropropene	ND		ug/kg	0.43	--	1
Bromoform	ND		ug/kg	3.4	--	1
1,1,2,2-Tetrachloroethane	ND		ug/kg	0.43	--	1
Benzene	ND		ug/kg	0.43	--	1
Toluene	1.3		ug/kg	0.85	--	1
Ethylbenzene	8.5		ug/kg	0.85	--	1
Chloromethane	ND		ug/kg	3.4	--	1
Bromomethane	ND		ug/kg	1.7	--	1
Vinyl chloride	ND		ug/kg	0.85	--	1
Chloroethane	ND		ug/kg	1.7	--	1
1,1-Dichloroethene	ND		ug/kg	0.85	--	1
trans-1,2-Dichloroethene	ND		ug/kg	1.3	--	1

Project Name: SALEM DEPOT **Lab Number:** L2008252

Project Number: 52223.00 **Report Date:** 03/03/20

SAMPLE RESULTS

Lab ID: L2008252-07 Date Collected: 02/24/20 10:30

Client ID: SB-20 (0-10) Date Received: 02/25/20

Sample Location: SALEM, NH Field Prep: Not Specified

Sample Depth:

Parameter	Result	Qualifier	Units	RL	MDL	Dilution Factor
Volatile Organics by EPA 5035 Low - Westborough Lab						
Trichloroethene	ND		ug/kg	0.43	--	1
1,2-Dichlorobenzene	ND		ug/kg	1.7	--	1
1,3-Dichlorobenzene	ND		ug/kg	1.7	--	1
1,4-Dichlorobenzene	ND		ug/kg	1.7	--	1
Methyl tert butyl ether	ND		ug/kg	1.7	--	1
p/m-Xylene	43		ug/kg	1.7	--	1
o-Xylene	16		ug/kg	0.85	--	1
Xylenes, Total	59		ug/kg	0.85	--	1
cis-1,2-Dichloroethene	ND		ug/kg	0.85	--	1
1,2-Dichloroethene, Total	ND		ug/kg	0.85	--	1
Dibromomethane	ND		ug/kg	1.7	--	1
1,2,3-Trichloropropane	ND		ug/kg	1.7	--	1
Styrene	ND		ug/kg	0.85	--	1
Dichlorodifluoromethane	ND		ug/kg	8.5	--	1
Acetone	ND		ug/kg	21	--	1
Carbon disulfide	ND		ug/kg	8.5	--	1
2-Butanone	ND		ug/kg	8.5	--	1
4-Methyl-2-pentanone	ND		ug/kg	8.5	--	1
2-Hexanone	ND		ug/kg	8.5	--	1
Bromochloromethane	ND		ug/kg	1.7	--	1
Tetrahydrofuran	ND		ug/kg	3.4	--	1
2,2-Dichloropropane	ND		ug/kg	1.7	--	1
1,2-Dibromoethane	ND		ug/kg	0.85	--	1
1,1,1,2-Tetrachloroethane	ND		ug/kg	0.43	--	1
Bromobenzene	ND		ug/kg	1.7	--	1
n-Butylbenzene	6.9		ug/kg	0.85	--	1
sec-Butylbenzene	2.8		ug/kg	0.85	--	1
tert-Butylbenzene	ND		ug/kg	1.7	--	1
1,3,5-Trichlorobenzene	ND		ug/kg	1.7	--	1
o-Chlorotoluene	ND		ug/kg	1.7	--	1
p-Chlorotoluene	ND		ug/kg	1.7	--	1
1,2-Dibromo-3-chloropropane	ND		ug/kg	2.6	--	1
Hexachlorobutadiene	ND		ug/kg	3.4	--	1
Isopropylbenzene	2.8		ug/kg	0.85	--	1
p-Isopropyltoluene	1.5		ug/kg	0.85	--	1
Naphthalene	44		ug/kg	3.4	--	1
n-Propylbenzene	13		ug/kg	0.85	--	1

Project Name: SALEM DEPOT **Lab Number:** L2008252

Project Number: 52223.00 **Report Date:** 03/03/20

SAMPLE RESULTS

Lab ID: L2008252-07 Date Collected: 02/24/20 10:30

Client ID: SB-20 (0-10) Date Received: 02/25/20

Sample Location: SALEM, NH Field Prep: Not Specified

Sample Depth:

Parameter	Result	Qualifier	Units	RL	MDL	Dilution Factor
Volatile Organics by EPA 5035 Low - Westborough Lab						
1,2,3-Trichlorobenzene	ND		ug/kg	1.7	--	1
1,2,4-Trichlorobenzene	ND		ug/kg	1.7	--	1
1,3,5-Trimethylbenzene	43		ug/kg	1.7	--	1
1,2,4-Trimethylbenzene	150		ug/kg	1.7	--	1
Ethyl ether	ND		ug/kg	1.7	--	1
Isopropyl Ether	ND		ug/kg	1.7	--	1
Tert-Butyl Alcohol	ND		ug/kg	17	--	1
Ethyl-Tert-Butyl-Ether	ND		ug/kg	1.7	--	1
Tertiary-Amyl Methyl Ether	ND		ug/kg	1.7	--	1
1,4-Dioxane	ND		ug/kg	68	--	1

Surrogate	% Recovery	Qualifier	Acceptance Criteria
1,2-Dichloroethane-d4	111		70-130
Toluene-d8	95		70-130
4-Bromofluorobenzene	100		70-130
Dibromofluoromethane	111		70-130

Project Name: SALEM DEPOT
Project Number: 52223.00

Lab Number: L2008252
Report Date: 03/03/20

SAMPLE RESULTS

Lab ID: L2008252-08
Client ID: SB-21 (0-3)
Sample Location: SALEM, NH

Date Collected: 02/20/20 09:00
Date Received: 02/25/20
Field Prep: Not Specified

Sample Depth:
Matrix: Soil
Analytical Method: 1,8260C
Analytical Date: 02/27/20 21:39
Analyst: MV
Percent Solids: 86%

Parameter	Result	Qualifier	Units	RL	MDL	Dilution Factor
Volatile Organics by EPA 5035 Low - Westborough Lab						
Methylene chloride	ND		ug/kg	5.3	--	1
1,1-Dichloroethane	ND		ug/kg	1.1	--	1
Chloroform	ND		ug/kg	1.6	--	1
Carbon tetrachloride	ND		ug/kg	1.1	--	1
1,2-Dichloropropane	ND		ug/kg	1.1	--	1
Dibromochloromethane	ND		ug/kg	1.1	--	1
1,1,2-Trichloroethane	ND		ug/kg	1.1	--	1
Tetrachloroethene	ND		ug/kg	0.53	--	1
Chlorobenzene	ND		ug/kg	0.53	--	1
Trichlorofluoromethane	ND		ug/kg	4.3	--	1
1,2-Dichloroethane	ND		ug/kg	1.1	--	1
1,1,1-Trichloroethane	ND		ug/kg	0.53	--	1
Bromodichloromethane	ND		ug/kg	0.53	--	1
trans-1,3-Dichloropropene	ND		ug/kg	1.1	--	1
cis-1,3-Dichloropropene	ND		ug/kg	0.53	--	1
1,3-Dichloropropene, Total	ND		ug/kg	0.53	--	1
1,1-Dichloropropene	ND		ug/kg	0.53	--	1
Bromoform	ND		ug/kg	4.3	--	1
1,1,2,2-Tetrachloroethane	ND		ug/kg	0.53	--	1
Benzene	ND		ug/kg	0.53	--	1
Toluene	ND		ug/kg	1.1	--	1
Ethylbenzene	ND		ug/kg	1.1	--	1
Chloromethane	ND		ug/kg	4.3	--	1
Bromomethane	ND		ug/kg	2.1	--	1
Vinyl chloride	ND		ug/kg	1.1	--	1
Chloroethane	ND		ug/kg	2.1	--	1
1,1-Dichloroethene	ND		ug/kg	1.1	--	1
trans-1,2-Dichloroethene	ND		ug/kg	1.6	--	1

Project Name: SALEM DEPOT **Lab Number:** L2008252

Project Number: 52223.00 **Report Date:** 03/03/20

SAMPLE RESULTS

Lab ID: L2008252-08 Date Collected: 02/20/20 09:00

Client ID: SB-21 (0-3) Date Received: 02/25/20

Sample Location: SALEM, NH Field Prep: Not Specified

Sample Depth:

Parameter	Result	Qualifier	Units	RL	MDL	Dilution Factor
Volatile Organics by EPA 5035 Low - Westborough Lab						
Trichloroethene	ND		ug/kg	0.53	--	1
1,2-Dichlorobenzene	ND		ug/kg	2.1	--	1
1,3-Dichlorobenzene	ND		ug/kg	2.1	--	1
1,4-Dichlorobenzene	ND		ug/kg	2.1	--	1
Methyl tert butyl ether	ND		ug/kg	2.1	--	1
p/m-Xylene	ND		ug/kg	2.1	--	1
o-Xylene	ND		ug/kg	1.1	--	1
Xylenes, Total	ND		ug/kg	1.1	--	1
cis-1,2-Dichloroethene	ND		ug/kg	1.1	--	1
1,2-Dichloroethene, Total	ND		ug/kg	1.1	--	1
Dibromomethane	ND		ug/kg	2.1	--	1
1,2,3-Trichloropropane	ND		ug/kg	2.1	--	1
Styrene	ND		ug/kg	1.1	--	1
Dichlorodifluoromethane	ND		ug/kg	11	--	1
Acetone	ND		ug/kg	27	--	1
Carbon disulfide	ND		ug/kg	11	--	1
2-Butanone	ND		ug/kg	11	--	1
4-Methyl-2-pentanone	ND		ug/kg	11	--	1
2-Hexanone	ND		ug/kg	11	--	1
Bromochloromethane	ND		ug/kg	2.1	--	1
Tetrahydrofuran	ND		ug/kg	4.3	--	1
2,2-Dichloropropane	ND		ug/kg	2.1	--	1
1,2-Dibromoethane	ND		ug/kg	1.1	--	1
1,1,1,2-Tetrachloroethane	ND		ug/kg	0.53	--	1
Bromobenzene	ND		ug/kg	2.1	--	1
n-Butylbenzene	ND		ug/kg	1.1	--	1
sec-Butylbenzene	ND		ug/kg	1.1	--	1
tert-Butylbenzene	ND		ug/kg	2.1	--	1
1,3,5-Trichlorobenzene	ND		ug/kg	2.1	--	1
o-Chlorotoluene	ND		ug/kg	2.1	--	1
p-Chlorotoluene	ND		ug/kg	2.1	--	1
1,2-Dibromo-3-chloropropane	ND		ug/kg	3.2	--	1
Hexachlorobutadiene	ND		ug/kg	4.3	--	1
Isopropylbenzene	ND		ug/kg	1.1	--	1
p-Isopropyltoluene	ND		ug/kg	1.1	--	1
Naphthalene	ND		ug/kg	4.3	--	1
n-Propylbenzene	ND		ug/kg	1.1	--	1

Project Name: SALEM DEPOT
Project Number: 52223.00
Lab Number: L2008252
Report Date: 03/03/20

SAMPLE RESULTS

Lab ID: L2008252-08
Client ID: SB-21 (0-3)
Sample Location: SALEM, NH

Date Collected: 02/20/20 09:00
Date Received: 02/25/20
Field Prep: Not Specified

Sample Depth:

Parameter	Result	Qualifier	Units	RL	MDL	Dilution Factor
Volatile Organics by EPA 5035 Low - Westborough Lab						
1,2,3-Trichlorobenzene	ND		ug/kg	2.1	--	1
1,2,4-Trichlorobenzene	ND		ug/kg	2.1	--	1
1,3,5-Trimethylbenzene	ND		ug/kg	2.1	--	1
1,2,4-Trimethylbenzene	ND		ug/kg	2.1	--	1
Ethyl ether	ND		ug/kg	2.1	--	1
Isopropyl Ether	ND		ug/kg	2.1	--	1
Tert-Butyl Alcohol	ND		ug/kg	21	--	1
Ethyl-Tert-Butyl-Ether	ND		ug/kg	2.1	--	1
Tertiary-Amyl Methyl Ether	ND		ug/kg	2.1	--	1
1,4-Dioxane	ND		ug/kg	85	--	1

Surrogate	% Recovery	Qualifier	Acceptance Criteria
1,2-Dichloroethane-d4	101		70-130
Toluene-d8	96		70-130
4-Bromofluorobenzene	105		70-130
Dibromofluoromethane	103		70-130

Project Name: SALEM DEPOT
Project Number: 52223.00

Lab Number: L2008252
Report Date: 03/03/20

SAMPLE RESULTS

Lab ID: L2008252-09
Client ID: SB-22 (0-3)
Sample Location: SALEM, NH

Date Collected: 02/20/20 09:30
Date Received: 02/25/20
Field Prep: Not Specified

Sample Depth:
Matrix: Soil
Analytical Method: 1,8260C
Analytical Date: 02/27/20 16:25
Analyst: KJD
Percent Solids: 90%

Parameter	Result	Qualifier	Units	RL	MDL	Dilution Factor
Volatile Organics by EPA 5035 Low - Westborough Lab						
Methylene chloride	ND		ug/kg	4.0	--	1
1,1-Dichloroethane	ND		ug/kg	0.80	--	1
Chloroform	ND		ug/kg	1.2	--	1
Carbon tetrachloride	ND		ug/kg	0.80	--	1
1,2-Dichloropropane	ND		ug/kg	0.80	--	1
Dibromochloromethane	ND		ug/kg	0.80	--	1
1,1,2-Trichloroethane	ND		ug/kg	0.80	--	1
Tetrachloroethene	ND		ug/kg	0.40	--	1
Chlorobenzene	ND		ug/kg	0.40	--	1
Trichlorofluoromethane	ND		ug/kg	3.2	--	1
1,2-Dichloroethane	ND		ug/kg	0.80	--	1
1,1,1-Trichloroethane	ND		ug/kg	0.40	--	1
Bromodichloromethane	ND		ug/kg	0.40	--	1
trans-1,3-Dichloropropene	ND		ug/kg	0.80	--	1
cis-1,3-Dichloropropene	ND		ug/kg	0.40	--	1
1,3-Dichloropropene, Total	ND		ug/kg	0.40	--	1
1,1-Dichloropropene	ND		ug/kg	0.40	--	1
Bromoform	ND		ug/kg	3.2	--	1
1,1,2,2-Tetrachloroethane	ND		ug/kg	0.40	--	1
Benzene	ND		ug/kg	0.40	--	1
Toluene	ND		ug/kg	0.80	--	1
Ethylbenzene	ND		ug/kg	0.80	--	1
Chloromethane	ND		ug/kg	3.2	--	1
Bromomethane	ND		ug/kg	1.6	--	1
Vinyl chloride	ND		ug/kg	0.80	--	1
Chloroethane	ND		ug/kg	1.6	--	1
1,1-Dichloroethene	ND		ug/kg	0.80	--	1
trans-1,2-Dichloroethene	ND		ug/kg	1.2	--	1

Project Name: SALEM DEPOT **Lab Number:** L2008252

Project Number: 52223.00 **Report Date:** 03/03/20

SAMPLE RESULTS

Lab ID: L2008252-09 Date Collected: 02/20/20 09:30

Client ID: SB-22 (0-3) Date Received: 02/25/20

Sample Location: SALEM, NH Field Prep: Not Specified

Sample Depth:

Parameter	Result	Qualifier	Units	RL	MDL	Dilution Factor
Volatile Organics by EPA 5035 Low - Westborough Lab						
Trichloroethene	ND		ug/kg	0.40	--	1
1,2-Dichlorobenzene	ND		ug/kg	1.6	--	1
1,3-Dichlorobenzene	ND		ug/kg	1.6	--	1
1,4-Dichlorobenzene	ND		ug/kg	1.6	--	1
Methyl tert butyl ether	ND		ug/kg	1.6	--	1
p/m-Xylene	ND		ug/kg	1.6	--	1
o-Xylene	ND		ug/kg	0.80	--	1
Xylenes, Total	ND		ug/kg	0.80	--	1
cis-1,2-Dichloroethene	ND		ug/kg	0.80	--	1
1,2-Dichloroethene, Total	ND		ug/kg	0.80	--	1
Dibromomethane	ND		ug/kg	1.6	--	1
1,2,3-Trichloropropane	ND		ug/kg	1.6	--	1
Styrene	ND		ug/kg	0.80	--	1
Dichlorodifluoromethane	ND		ug/kg	8.0	--	1
Acetone	ND		ug/kg	20	--	1
Carbon disulfide	ND		ug/kg	8.0	--	1
2-Butanone	ND		ug/kg	8.0	--	1
4-Methyl-2-pentanone	ND		ug/kg	8.0	--	1
2-Hexanone	ND		ug/kg	8.0	--	1
Bromochloromethane	ND		ug/kg	1.6	--	1
Tetrahydrofuran	ND		ug/kg	3.2	--	1
2,2-Dichloropropane	ND		ug/kg	1.6	--	1
1,2-Dibromoethane	ND		ug/kg	0.80	--	1
1,1,1,2-Tetrachloroethane	ND		ug/kg	0.40	--	1
Bromobenzene	ND		ug/kg	1.6	--	1
n-Butylbenzene	ND		ug/kg	0.80	--	1
sec-Butylbenzene	ND		ug/kg	0.80	--	1
tert-Butylbenzene	ND		ug/kg	1.6	--	1
1,3,5-Trichlorobenzene	ND		ug/kg	1.6	--	1
o-Chlorotoluene	ND		ug/kg	1.6	--	1
p-Chlorotoluene	ND		ug/kg	1.6	--	1
1,2-Dibromo-3-chloropropane	ND		ug/kg	2.4	--	1
Hexachlorobutadiene	ND		ug/kg	3.2	--	1
Isopropylbenzene	ND		ug/kg	0.80	--	1
p-Isopropyltoluene	ND		ug/kg	0.80	--	1
Naphthalene	ND		ug/kg	3.2	--	1
n-Propylbenzene	ND		ug/kg	0.80	--	1

Project Name: SALEM DEPOT
Project Number: 52223.00
Lab Number: L2008252
Report Date: 03/03/20

SAMPLE RESULTS

Lab ID: L2008252-09
Client ID: SB-22 (0-3)
Sample Location: SALEM, NH

Date Collected: 02/20/20 09:30
Date Received: 02/25/20
Field Prep: Not Specified

Sample Depth:

Parameter	Result	Qualifier	Units	RL	MDL	Dilution Factor
Volatile Organics by EPA 5035 Low - Westborough Lab						
1,2,3-Trichlorobenzene	ND		ug/kg	1.6	--	1
1,2,4-Trichlorobenzene	ND		ug/kg	1.6	--	1
1,3,5-Trimethylbenzene	ND		ug/kg	1.6	--	1
1,2,4-Trimethylbenzene	ND		ug/kg	1.6	--	1
Ethyl ether	ND		ug/kg	1.6	--	1
Isopropyl Ether	ND		ug/kg	1.6	--	1
Tert-Butyl Alcohol	ND		ug/kg	16	--	1
Ethyl-Tert-Butyl-Ether	ND		ug/kg	1.6	--	1
Tertiary-Amyl Methyl Ether	ND		ug/kg	1.6	--	1
1,4-Dioxane	ND		ug/kg	64	--	1

Surrogate	% Recovery	Qualifier	Acceptance Criteria
1,2-Dichloroethane-d4	108		70-130
Toluene-d8	103		70-130
4-Bromofluorobenzene	109		70-130
Dibromofluoromethane	110		70-130

Project Name: SALEM DEPOT
Project Number: 52223.00

Lab Number: L2008252
Report Date: 03/03/20

SAMPLE RESULTS

Lab ID: L2008252-10
Client ID: SB-23 (0-10)
Sample Location: SALEM, NH

Date Collected: 02/24/20 11:00
Date Received: 02/25/20
Field Prep: Not Specified

Sample Depth:
Matrix: Soil
Analytical Method: 1,8260C
Analytical Date: 02/27/20 16:50
Analyst: KJD
Percent Solids: 79%

Parameter	Result	Qualifier	Units	RL	MDL	Dilution Factor
Volatile Organics by EPA 5035 Low - Westborough Lab						
Methylene chloride	ND		ug/kg	3.8	--	1
1,1-Dichloroethane	ND		ug/kg	0.77	--	1
Chloroform	ND		ug/kg	1.2	--	1
Carbon tetrachloride	ND		ug/kg	0.77	--	1
1,2-Dichloropropane	ND		ug/kg	0.77	--	1
Dibromochloromethane	ND		ug/kg	0.77	--	1
1,1,2-Trichloroethane	ND		ug/kg	0.77	--	1
Tetrachloroethene	ND		ug/kg	0.38	--	1
Chlorobenzene	ND		ug/kg	0.38	--	1
Trichlorofluoromethane	ND		ug/kg	3.1	--	1
1,2-Dichloroethane	ND		ug/kg	0.77	--	1
1,1,1-Trichloroethane	ND		ug/kg	0.38	--	1
Bromodichloromethane	ND		ug/kg	0.38	--	1
trans-1,3-Dichloropropene	ND		ug/kg	0.77	--	1
cis-1,3-Dichloropropene	ND		ug/kg	0.38	--	1
1,3-Dichloropropene, Total	ND		ug/kg	0.38	--	1
1,1-Dichloropropene	ND		ug/kg	0.38	--	1
Bromoform	ND		ug/kg	3.1	--	1
1,1,2,2-Tetrachloroethane	ND		ug/kg	0.38	--	1
Benzene	ND		ug/kg	0.38	--	1
Toluene	ND		ug/kg	0.77	--	1
Ethylbenzene	ND		ug/kg	0.77	--	1
Chloromethane	ND		ug/kg	3.1	--	1
Bromomethane	ND		ug/kg	1.5	--	1
Vinyl chloride	ND		ug/kg	0.77	--	1
Chloroethane	ND		ug/kg	1.5	--	1
1,1-Dichloroethene	ND		ug/kg	0.77	--	1
trans-1,2-Dichloroethene	ND		ug/kg	1.2	--	1

Project Name: SALEM DEPOT **Lab Number:** L2008252

Project Number: 52223.00 **Report Date:** 03/03/20

SAMPLE RESULTS

Lab ID: L2008252-10 Date Collected: 02/24/20 11:00

Client ID: SB-23 (0-10) Date Received: 02/25/20

Sample Location: SALEM, NH Field Prep: Not Specified

Sample Depth:

Parameter	Result	Qualifier	Units	RL	MDL	Dilution Factor
Volatile Organics by EPA 5035 Low - Westborough Lab						
Trichloroethene	ND		ug/kg	0.38	--	1
1,2-Dichlorobenzene	ND		ug/kg	1.5	--	1
1,3-Dichlorobenzene	ND		ug/kg	1.5	--	1
1,4-Dichlorobenzene	ND		ug/kg	1.5	--	1
Methyl tert butyl ether	ND		ug/kg	1.5	--	1
p/m-Xylene	ND		ug/kg	1.5	--	1
o-Xylene	ND		ug/kg	0.77	--	1
Xylenes, Total	ND		ug/kg	0.77	--	1
cis-1,2-Dichloroethene	ND		ug/kg	0.77	--	1
1,2-Dichloroethene, Total	ND		ug/kg	0.77	--	1
Dibromomethane	ND		ug/kg	1.5	--	1
1,2,3-Trichloropropane	ND		ug/kg	1.5	--	1
Styrene	ND		ug/kg	0.77	--	1
Dichlorodifluoromethane	ND		ug/kg	7.7	--	1
Acetone	ND		ug/kg	19	--	1
Carbon disulfide	ND		ug/kg	7.7	--	1
2-Butanone	ND		ug/kg	7.7	--	1
4-Methyl-2-pentanone	ND		ug/kg	7.7	--	1
2-Hexanone	ND		ug/kg	7.7	--	1
Bromochloromethane	ND		ug/kg	1.5	--	1
Tetrahydrofuran	ND		ug/kg	3.1	--	1
2,2-Dichloropropane	ND		ug/kg	1.5	--	1
1,2-Dibromoethane	ND		ug/kg	0.77	--	1
1,1,1,2-Tetrachloroethane	ND		ug/kg	0.38	--	1
Bromobenzene	ND		ug/kg	1.5	--	1
n-Butylbenzene	ND		ug/kg	0.77	--	1
sec-Butylbenzene	ND		ug/kg	0.77	--	1
tert-Butylbenzene	ND		ug/kg	1.5	--	1
1,3,5-Trichlorobenzene	ND		ug/kg	1.5	--	1
o-Chlorotoluene	ND		ug/kg	1.5	--	1
p-Chlorotoluene	ND		ug/kg	1.5	--	1
1,2-Dibromo-3-chloropropane	ND		ug/kg	2.3	--	1
Hexachlorobutadiene	ND		ug/kg	3.1	--	1
Isopropylbenzene	ND		ug/kg	0.77	--	1
p-Isopropyltoluene	ND		ug/kg	0.77	--	1
Naphthalene	ND		ug/kg	3.1	--	1
n-Propylbenzene	ND		ug/kg	0.77	--	1

Project Name: SALEM DEPOT **Lab Number:** L2008252

Project Number: 52223.00 **Report Date:** 03/03/20

SAMPLE RESULTS

Lab ID: L2008252-10 Date Collected: 02/24/20 11:00

Client ID: SB-23 (0-10) Date Received: 02/25/20

Sample Location: SALEM, NH Field Prep: Not Specified

Sample Depth:

Parameter	Result	Qualifier	Units	RL	MDL	Dilution Factor
Volatile Organics by EPA 5035 Low - Westborough Lab						
1,2,3-Trichlorobenzene	ND		ug/kg	1.5	--	1
1,2,4-Trichlorobenzene	ND		ug/kg	1.5	--	1
1,3,5-Trimethylbenzene	ND		ug/kg	1.5	--	1
1,2,4-Trimethylbenzene	ND		ug/kg	1.5	--	1
Ethyl ether	ND		ug/kg	1.5	--	1
Isopropyl Ether	ND		ug/kg	1.5	--	1
Tert-Butyl Alcohol	ND		ug/kg	15	--	1
Ethyl-Tert-Butyl-Ether	ND		ug/kg	1.5	--	1
Tertiary-Amyl Methyl Ether	ND		ug/kg	1.5	--	1
1,4-Dioxane	ND		ug/kg	61	--	1

Surrogate	% Recovery	Qualifier	Acceptance Criteria
1,2-Dichloroethane-d4	109		70-130
Toluene-d8	95		70-130
4-Bromofluorobenzene	95		70-130
Dibromofluoromethane	112		70-130

Project Name: SALEM DEPOT
Project Number: 52223.00

Lab Number: L2008252
Report Date: 03/03/20

SAMPLE RESULTS

Lab ID: L2008252-11
Client ID: SB-24 (0-10)
Sample Location: SALEM, NH

Date Collected: 02/21/20 11:00
Date Received: 02/25/20
Field Prep: Not Specified

Sample Depth:
Matrix: Soil
Analytical Method: 1,8260C
Analytical Date: 02/28/20 14:11
Analyst: MKS
Percent Solids: 74%

Parameter	Result	Qualifier	Units	RL	MDL	Dilution Factor
Volatile Organics by EPA 5035 Low - Westborough Lab						
Methylene chloride	ND		ug/kg	6.8	--	1
1,1-Dichloroethane	ND		ug/kg	1.4	--	1
Chloroform	ND		ug/kg	2.0	--	1
Carbon tetrachloride	ND		ug/kg	1.4	--	1
1,2-Dichloropropane	ND		ug/kg	1.4	--	1
Dibromochloromethane	ND		ug/kg	1.4	--	1
1,1,2-Trichloroethane	ND		ug/kg	1.4	--	1
Tetrachloroethene	ND		ug/kg	0.68	--	1
Chlorobenzene	ND		ug/kg	0.68	--	1
Trichlorofluoromethane	ND		ug/kg	5.4	--	1
1,2-Dichloroethane	ND		ug/kg	1.4	--	1
1,1,1-Trichloroethane	ND		ug/kg	0.68	--	1
Bromodichloromethane	ND		ug/kg	0.68	--	1
trans-1,3-Dichloropropene	ND		ug/kg	1.4	--	1
cis-1,3-Dichloropropene	ND		ug/kg	0.68	--	1
1,3-Dichloropropene, Total	ND		ug/kg	0.68	--	1
1,1-Dichloropropene	ND		ug/kg	0.68	--	1
Bromoform	ND		ug/kg	5.4	--	1
1,1,2,2-Tetrachloroethane	ND		ug/kg	0.68	--	1
Benzene	ND		ug/kg	0.68	--	1
Toluene	ND		ug/kg	1.4	--	1
Ethylbenzene	ND		ug/kg	1.4	--	1
Chloromethane	ND		ug/kg	5.4	--	1
Bromomethane	ND		ug/kg	2.7	--	1
Vinyl chloride	ND		ug/kg	1.4	--	1
Chloroethane	ND		ug/kg	2.7	--	1
1,1-Dichloroethene	ND		ug/kg	1.4	--	1
trans-1,2-Dichloroethene	ND		ug/kg	2.0	--	1

Project Name: SALEM DEPOT **Lab Number:** L2008252

Project Number: 52223.00 **Report Date:** 03/03/20

SAMPLE RESULTS

Lab ID: L2008252-11 Date Collected: 02/21/20 11:00

Client ID: SB-24 (0-10) Date Received: 02/25/20

Sample Location: SALEM, NH Field Prep: Not Specified

Sample Depth:

Parameter	Result	Qualifier	Units	RL	MDL	Dilution Factor
Volatile Organics by EPA 5035 Low - Westborough Lab						
Trichloroethene	ND		ug/kg	0.68	--	1
1,2-Dichlorobenzene	ND		ug/kg	2.7	--	1
1,3-Dichlorobenzene	ND		ug/kg	2.7	--	1
1,4-Dichlorobenzene	ND		ug/kg	2.7	--	1
Methyl tert butyl ether	ND		ug/kg	2.7	--	1
p/m-Xylene	ND		ug/kg	2.7	--	1
o-Xylene	ND		ug/kg	1.4	--	1
Xylenes, Total	ND		ug/kg	1.4	--	1
cis-1,2-Dichloroethene	ND		ug/kg	1.4	--	1
1,2-Dichloroethene, Total	ND		ug/kg	1.4	--	1
Dibromomethane	ND		ug/kg	2.7	--	1
1,2,3-Trichloropropane	ND		ug/kg	2.7	--	1
Styrene	ND		ug/kg	1.4	--	1
Dichlorodifluoromethane	ND		ug/kg	14	--	1
Acetone	84		ug/kg	34	--	1
Carbon disulfide	ND		ug/kg	14	--	1
2-Butanone	ND		ug/kg	14	--	1
4-Methyl-2-pentanone	ND		ug/kg	14	--	1
2-Hexanone	ND		ug/kg	14	--	1
Bromochloromethane	ND		ug/kg	2.7	--	1
Tetrahydrofuran	ND		ug/kg	5.4	--	1
2,2-Dichloropropane	ND		ug/kg	2.7	--	1
1,2-Dibromoethane	ND		ug/kg	1.4	--	1
1,1,1,2-Tetrachloroethane	ND		ug/kg	0.68	--	1
Bromobenzene	ND		ug/kg	2.7	--	1
n-Butylbenzene	ND		ug/kg	1.4	--	1
sec-Butylbenzene	ND		ug/kg	1.4	--	1
tert-Butylbenzene	ND		ug/kg	2.7	--	1
1,3,5-Trichlorobenzene	ND		ug/kg	2.7	--	1
o-Chlorotoluene	ND		ug/kg	2.7	--	1
p-Chlorotoluene	ND		ug/kg	2.7	--	1
1,2-Dibromo-3-chloropropane	ND		ug/kg	4.1	--	1
Hexachlorobutadiene	ND		ug/kg	5.4	--	1
Isopropylbenzene	ND		ug/kg	1.4	--	1
p-Isopropyltoluene	ND		ug/kg	1.4	--	1
Naphthalene	ND		ug/kg	5.4	--	1
n-Propylbenzene	ND		ug/kg	1.4	--	1

Project Name: SALEM DEPOT **Lab Number:** L2008252

Project Number: 52223.00 **Report Date:** 03/03/20

SAMPLE RESULTS

Lab ID: L2008252-11 Date Collected: 02/21/20 11:00

Client ID: SB-24 (0-10) Date Received: 02/25/20

Sample Location: SALEM, NH Field Prep: Not Specified

Sample Depth:

Parameter	Result	Qualifier	Units	RL	MDL	Dilution Factor
Volatile Organics by EPA 5035 Low - Westborough Lab						
1,2,3-Trichlorobenzene	ND		ug/kg	2.7	--	1
1,2,4-Trichlorobenzene	ND		ug/kg	2.7	--	1
1,3,5-Trimethylbenzene	ND		ug/kg	2.7	--	1
1,2,4-Trimethylbenzene	ND		ug/kg	2.7	--	1
Ethyl ether	ND		ug/kg	2.7	--	1
Isopropyl Ether	ND		ug/kg	2.7	--	1
Tert-Butyl Alcohol	ND		ug/kg	27	--	1
Ethyl-Tert-Butyl-Ether	ND		ug/kg	2.7	--	1
Tertiary-Amyl Methyl Ether	ND		ug/kg	2.7	--	1
1,4-Dioxane	ND		ug/kg	110	--	1

Surrogate	% Recovery	Qualifier	Acceptance Criteria
1,2-Dichloroethane-d4	110		70-130
Toluene-d8	109		70-130
4-Bromofluorobenzene	108		70-130
Dibromofluoromethane	95		70-130

Project Name: SALEM DEPOT
Project Number: 52223.00

Lab Number: L2008252
Report Date: 03/03/20

SAMPLE RESULTS

Lab ID: L2008252-12
Client ID: SB-25 (0-6)
Sample Location: SALEM, NH

Date Collected: 02/20/20 11:30
Date Received: 02/25/20
Field Prep: Not Specified

Sample Depth:
Matrix: Soil
Analytical Method: 1,8260C
Analytical Date: 02/27/20 22:05
Analyst: MV
Percent Solids: 81%

Parameter	Result	Qualifier	Units	RL	MDL	Dilution Factor
Volatile Organics by EPA 5035 Low - Westborough Lab						
Methylene chloride	ND		ug/kg	6.7	--	1
1,1-Dichloroethane	ND		ug/kg	1.3	--	1
Chloroform	ND		ug/kg	2.0	--	1
Carbon tetrachloride	ND		ug/kg	1.3	--	1
1,2-Dichloropropane	ND		ug/kg	1.3	--	1
Dibromochloromethane	ND		ug/kg	1.3	--	1
1,1,2-Trichloroethane	ND		ug/kg	1.3	--	1
Tetrachloroethene	ND		ug/kg	0.67	--	1
Chlorobenzene	ND		ug/kg	0.67	--	1
Trichlorofluoromethane	ND		ug/kg	5.4	--	1
1,2-Dichloroethane	ND		ug/kg	1.3	--	1
1,1,1-Trichloroethane	ND		ug/kg	0.67	--	1
Bromodichloromethane	ND		ug/kg	0.67	--	1
trans-1,3-Dichloropropene	ND		ug/kg	1.3	--	1
cis-1,3-Dichloropropene	ND		ug/kg	0.67	--	1
1,3-Dichloropropene, Total	ND		ug/kg	0.67	--	1
1,1-Dichloropropene	ND		ug/kg	0.67	--	1
Bromoform	ND		ug/kg	5.4	--	1
1,1,2,2-Tetrachloroethane	ND		ug/kg	0.67	--	1
Benzene	ND		ug/kg	0.67	--	1
Toluene	ND		ug/kg	1.3	--	1
Ethylbenzene	ND		ug/kg	1.3	--	1
Chloromethane	ND		ug/kg	5.4	--	1
Bromomethane	ND		ug/kg	2.7	--	1
Vinyl chloride	ND		ug/kg	1.3	--	1
Chloroethane	ND		ug/kg	2.7	--	1
1,1-Dichloroethene	ND		ug/kg	1.3	--	1
trans-1,2-Dichloroethene	ND		ug/kg	2.0	--	1

Project Name: SALEM DEPOT **Lab Number:** L2008252

Project Number: 52223.00 **Report Date:** 03/03/20

SAMPLE RESULTS

Lab ID: L2008252-12 Date Collected: 02/20/20 11:30

Client ID: SB-25 (0-6) Date Received: 02/25/20

Sample Location: SALEM, NH Field Prep: Not Specified

Sample Depth:

Parameter	Result	Qualifier	Units	RL	MDL	Dilution Factor
Volatile Organics by EPA 5035 Low - Westborough Lab						
Trichloroethene	ND		ug/kg	0.67	--	1
1,2-Dichlorobenzene	ND		ug/kg	2.7	--	1
1,3-Dichlorobenzene	ND		ug/kg	2.7	--	1
1,4-Dichlorobenzene	ND		ug/kg	2.7	--	1
Methyl tert butyl ether	ND		ug/kg	2.7	--	1
p/m-Xylene	ND		ug/kg	2.7	--	1
o-Xylene	ND		ug/kg	1.3	--	1
Xylenes, Total	ND		ug/kg	1.3	--	1
cis-1,2-Dichloroethene	ND		ug/kg	1.3	--	1
1,2-Dichloroethene, Total	ND		ug/kg	1.3	--	1
Dibromomethane	ND		ug/kg	2.7	--	1
1,2,3-Trichloropropane	ND		ug/kg	2.7	--	1
Styrene	ND		ug/kg	1.3	--	1
Dichlorodifluoromethane	ND		ug/kg	13	--	1
Acetone	ND		ug/kg	34	--	1
Carbon disulfide	ND		ug/kg	13	--	1
2-Butanone	ND		ug/kg	13	--	1
4-Methyl-2-pentanone	ND		ug/kg	13	--	1
2-Hexanone	ND		ug/kg	13	--	1
Bromochloromethane	ND		ug/kg	2.7	--	1
Tetrahydrofuran	ND		ug/kg	5.4	--	1
2,2-Dichloropropane	ND		ug/kg	2.7	--	1
1,2-Dibromoethane	ND		ug/kg	1.3	--	1
1,1,1,2-Tetrachloroethane	ND		ug/kg	0.67	--	1
Bromobenzene	ND		ug/kg	2.7	--	1
n-Butylbenzene	ND		ug/kg	1.3	--	1
sec-Butylbenzene	ND		ug/kg	1.3	--	1
tert-Butylbenzene	ND		ug/kg	2.7	--	1
1,3,5-Trichlorobenzene	ND		ug/kg	2.7	--	1
o-Chlorotoluene	ND		ug/kg	2.7	--	1
p-Chlorotoluene	ND		ug/kg	2.7	--	1
1,2-Dibromo-3-chloropropane	ND		ug/kg	4.0	--	1
Hexachlorobutadiene	ND		ug/kg	5.4	--	1
Isopropylbenzene	ND		ug/kg	1.3	--	1
p-Isopropyltoluene	ND		ug/kg	1.3	--	1
Naphthalene	ND		ug/kg	5.4	--	1
n-Propylbenzene	ND		ug/kg	1.3	--	1

Project Name: SALEM DEPOT
Project Number: 52223.00
Lab Number: L2008252
Report Date: 03/03/20

SAMPLE RESULTS

Lab ID: L2008252-12
Client ID: SB-25 (0-6)
Sample Location: SALEM, NH

Date Collected: 02/20/20 11:30
Date Received: 02/25/20
Field Prep: Not Specified

Sample Depth:

Parameter	Result	Qualifier	Units	RL	MDL	Dilution Factor
Volatile Organics by EPA 5035 Low - Westborough Lab						
1,2,3-Trichlorobenzene	ND		ug/kg	2.7	--	1
1,2,4-Trichlorobenzene	ND		ug/kg	2.7	--	1
1,3,5-Trimethylbenzene	ND		ug/kg	2.7	--	1
1,2,4-Trimethylbenzene	ND		ug/kg	2.7	--	1
Ethyl ether	ND		ug/kg	2.7	--	1
Isopropyl Ether	ND		ug/kg	2.7	--	1
Tert-Butyl Alcohol	ND		ug/kg	27	--	1
Ethyl-Tert-Butyl-Ether	ND		ug/kg	2.7	--	1
Tertiary-Amyl Methyl Ether	ND		ug/kg	2.7	--	1
1,4-Dioxane	ND		ug/kg	110	--	1

Surrogate	% Recovery	Qualifier	Acceptance Criteria
1,2-Dichloroethane-d4	98		70-130
Toluene-d8	96		70-130
4-Bromofluorobenzene	105		70-130
Dibromofluoromethane	102		70-130

Project Name: SALEM DEPOT
Project Number: 52223.00

Lab Number: L2008252
Report Date: 03/03/20

SAMPLE RESULTS

Lab ID: L2008252-13
Client ID: SB-26 (0-6)
Sample Location: SALEM, NH

Date Collected: 02/20/20 13:00
Date Received: 02/25/20
Field Prep: Not Specified

Sample Depth:
Matrix: Soil
Analytical Method: 1,8260C
Analytical Date: 02/27/20 20:06
Analyst: MKS
Percent Solids: 76%

Parameter	Result	Qualifier	Units	RL	MDL	Dilution Factor
Volatile Organics by EPA 5035 High - Westborough Lab						
Methylene chloride	ND		ug/kg	390	--	1
1,1-Dichloroethane	ND		ug/kg	78	--	1
Chloroform	ND		ug/kg	120	--	1
Carbon tetrachloride	ND		ug/kg	78	--	1
1,2-Dichloropropane	ND		ug/kg	78	--	1
Dibromochloromethane	ND		ug/kg	78	--	1
1,1,2-Trichloroethane	ND		ug/kg	78	--	1
Tetrachloroethene	ND		ug/kg	39	--	1
Chlorobenzene	ND		ug/kg	39	--	1
Trichlorofluoromethane	ND		ug/kg	310	--	1
1,2-Dichloroethane	ND		ug/kg	78	--	1
1,1,1-Trichloroethane	ND		ug/kg	39	--	1
Bromodichloromethane	ND		ug/kg	39	--	1
trans-1,3-Dichloropropene	ND		ug/kg	78	--	1
cis-1,3-Dichloropropene	ND		ug/kg	39	--	1
1,3-Dichloropropene, Total	ND		ug/kg	39	--	1
1,1-Dichloropropene	ND		ug/kg	39	--	1
Bromoform	ND		ug/kg	310	--	1
1,1,2,2-Tetrachloroethane	ND		ug/kg	39	--	1
Benzene	ND		ug/kg	39	--	1
Toluene	ND		ug/kg	78	--	1
Ethylbenzene	ND		ug/kg	78	--	1
Chloromethane	ND		ug/kg	310	--	1
Bromomethane	ND		ug/kg	160	--	1
Vinyl chloride	ND		ug/kg	78	--	1
Chloroethane	ND		ug/kg	160	--	1
1,1-Dichloroethene	ND		ug/kg	78	--	1
trans-1,2-Dichloroethene	ND		ug/kg	120	--	1

Project Name: SALEM DEPOT **Lab Number:** L2008252

Project Number: 52223.00 **Report Date:** 03/03/20

SAMPLE RESULTS

Lab ID: L2008252-13 Date Collected: 02/20/20 13:00

Client ID: SB-26 (0-6) Date Received: 02/25/20

Sample Location: SALEM, NH Field Prep: Not Specified

Sample Depth:

Parameter	Result	Qualifier	Units	RL	MDL	Dilution Factor
Volatile Organics by EPA 5035 High - Westborough Lab						
Trichloroethene	ND		ug/kg	39	--	1
1,2-Dichlorobenzene	ND		ug/kg	160	--	1
1,3-Dichlorobenzene	ND		ug/kg	160	--	1
1,4-Dichlorobenzene	ND		ug/kg	160	--	1
Methyl tert butyl ether	ND		ug/kg	160	--	1
p/m-Xylene	ND		ug/kg	160	--	1
o-Xylene	ND		ug/kg	78	--	1
Xylenes, Total	ND		ug/kg	78	--	1
cis-1,2-Dichloroethene	ND		ug/kg	78	--	1
1,2-Dichloroethene, Total	ND		ug/kg	78	--	1
Dibromomethane	ND		ug/kg	160	--	1
1,2,3-Trichloropropane	ND		ug/kg	160	--	1
Styrene	ND		ug/kg	78	--	1
Dichlorodifluoromethane	ND		ug/kg	780	--	1
Acetone	ND		ug/kg	780	--	1
Carbon disulfide	ND		ug/kg	780	--	1
2-Butanone	ND		ug/kg	780	--	1
4-Methyl-2-pentanone	ND		ug/kg	780	--	1
2-Hexanone	ND		ug/kg	780	--	1
Bromochloromethane	ND		ug/kg	160	--	1
Tetrahydrofuran	ND		ug/kg	310	--	1
2,2-Dichloropropane	ND		ug/kg	160	--	1
1,2-Dibromoethane	ND		ug/kg	78	--	1
1,1,1,2-Tetrachloroethane	ND		ug/kg	39	--	1
Bromobenzene	ND		ug/kg	160	--	1
n-Butylbenzene	96		ug/kg	78	--	1
sec-Butylbenzene	250		ug/kg	78	--	1
tert-Butylbenzene	ND		ug/kg	160	--	1
1,3,5-Trichlorobenzene	ND		ug/kg	160	--	1
o-Chlorotoluene	ND		ug/kg	160	--	1
p-Chlorotoluene	ND		ug/kg	160	--	1
1,2-Dibromo-3-chloropropane	ND		ug/kg	230	--	1
Hexachlorobutadiene	ND		ug/kg	310	--	1
Isopropylbenzene	ND		ug/kg	78	--	1
p-Isopropyltoluene	ND		ug/kg	78	--	1
Naphthalene	ND		ug/kg	310	--	1
n-Propylbenzene	87		ug/kg	78	--	1

Project Name: SALEM DEPOT **Lab Number:** L2008252

Project Number: 52223.00 **Report Date:** 03/03/20

SAMPLE RESULTS

Lab ID: L2008252-13 Date Collected: 02/20/20 13:00

Client ID: SB-26 (0-6) Date Received: 02/25/20

Sample Location: SALEM, NH Field Prep: Not Specified

Sample Depth:

Parameter	Result	Qualifier	Units	RL	MDL	Dilution Factor
Volatile Organics by EPA 5035 High - Westborough Lab						
1,2,3-Trichlorobenzene	ND		ug/kg	160	--	1
1,2,4-Trichlorobenzene	ND		ug/kg	160	--	1
1,3,5-Trimethylbenzene	ND		ug/kg	160	--	1
1,2,4-Trimethylbenzene	ND		ug/kg	160	--	1
Ethyl ether	ND		ug/kg	160	--	1
Isopropyl Ether	ND		ug/kg	160	--	1
Tert-Butyl Alcohol	ND		ug/kg	1600	--	1
Ethyl-Tert-Butyl-Ether	ND		ug/kg	160	--	1
Tertiary-Amyl Methyl Ether	ND		ug/kg	160	--	1
1,4-Dioxane	ND		ug/kg	6200	--	1

Surrogate	% Recovery	Qualifier	Acceptance Criteria
1,2-Dichloroethane-d4	110		70-130
Toluene-d8	110		70-130
4-Bromofluorobenzene	121		70-130
Dibromofluoromethane	92		70-130

Project Name: SALEM DEPOT
Project Number: 52223.00

Lab Number: L2008252
Report Date: 03/03/20

SAMPLE RESULTS

Lab ID: L2008252-14
Client ID: SB-27 (0-3)
Sample Location: SALEM, NH

Date Collected: 02/21/20 13:15
Date Received: 02/25/20
Field Prep: Not Specified

Sample Depth:
Matrix: Soil
Analytical Method: 1,8260C
Analytical Date: 02/27/20 17:40
Analyst: KJD
Percent Solids: 86%

Parameter	Result	Qualifier	Units	RL	MDL	Dilution Factor
Volatile Organics by EPA 5035 Low - Westborough Lab						
Methylene chloride	ND		ug/kg	3.6	--	1
1,1-Dichloroethane	ND		ug/kg	0.72	--	1
Chloroform	ND		ug/kg	1.1	--	1
Carbon tetrachloride	ND		ug/kg	0.72	--	1
1,2-Dichloropropane	ND		ug/kg	0.72	--	1
Dibromochloromethane	ND		ug/kg	0.72	--	1
1,1,2-Trichloroethane	ND		ug/kg	0.72	--	1
Tetrachloroethene	ND		ug/kg	0.36	--	1
Chlorobenzene	ND		ug/kg	0.36	--	1
Trichlorofluoromethane	ND		ug/kg	2.9	--	1
1,2-Dichloroethane	ND		ug/kg	0.72	--	1
1,1,1-Trichloroethane	ND		ug/kg	0.36	--	1
Bromodichloromethane	ND		ug/kg	0.36	--	1
trans-1,3-Dichloropropene	ND		ug/kg	0.72	--	1
cis-1,3-Dichloropropene	ND		ug/kg	0.36	--	1
1,3-Dichloropropene, Total	ND		ug/kg	0.36	--	1
1,1-Dichloropropene	ND		ug/kg	0.36	--	1
Bromoform	ND		ug/kg	2.9	--	1
1,1,2,2-Tetrachloroethane	ND		ug/kg	0.36	--	1
Benzene	ND		ug/kg	0.36	--	1
Toluene	ND		ug/kg	0.72	--	1
Ethylbenzene	ND		ug/kg	0.72	--	1
Chloromethane	ND		ug/kg	2.9	--	1
Bromomethane	ND		ug/kg	1.4	--	1
Vinyl chloride	ND		ug/kg	0.72	--	1
Chloroethane	ND		ug/kg	1.4	--	1
1,1-Dichloroethene	ND		ug/kg	0.72	--	1
trans-1,2-Dichloroethene	ND		ug/kg	1.1	--	1

Project Name: SALEM DEPOT **Lab Number:** L2008252

Project Number: 52223.00 **Report Date:** 03/03/20

SAMPLE RESULTS

Lab ID: L2008252-14 Date Collected: 02/21/20 13:15

Client ID: SB-27 (0-3) Date Received: 02/25/20

Sample Location: SALEM, NH Field Prep: Not Specified

Sample Depth:

Parameter	Result	Qualifier	Units	RL	MDL	Dilution Factor
Volatile Organics by EPA 5035 Low - Westborough Lab						
Trichloroethene	ND		ug/kg	0.36	--	1
1,2-Dichlorobenzene	ND		ug/kg	1.4	--	1
1,3-Dichlorobenzene	ND		ug/kg	1.4	--	1
1,4-Dichlorobenzene	ND		ug/kg	1.4	--	1
Methyl tert butyl ether	ND		ug/kg	1.4	--	1
p/m-Xylene	ND		ug/kg	1.4	--	1
o-Xylene	ND		ug/kg	0.72	--	1
Xylenes, Total	ND		ug/kg	0.72	--	1
cis-1,2-Dichloroethene	ND		ug/kg	0.72	--	1
1,2-Dichloroethene, Total	ND		ug/kg	0.72	--	1
Dibromomethane	ND		ug/kg	1.4	--	1
1,2,3-Trichloropropane	ND		ug/kg	1.4	--	1
Styrene	ND		ug/kg	0.72	--	1
Dichlorodifluoromethane	ND		ug/kg	7.2	--	1
Acetone	ND		ug/kg	18	--	1
Carbon disulfide	ND		ug/kg	7.2	--	1
2-Butanone	ND		ug/kg	7.2	--	1
4-Methyl-2-pentanone	ND		ug/kg	7.2	--	1
2-Hexanone	ND		ug/kg	7.2	--	1
Bromochloromethane	ND		ug/kg	1.4	--	1
Tetrahydrofuran	ND		ug/kg	2.9	--	1
2,2-Dichloropropane	ND		ug/kg	1.4	--	1
1,2-Dibromoethane	ND		ug/kg	0.72	--	1
1,1,1,2-Tetrachloroethane	ND		ug/kg	0.36	--	1
Bromobenzene	ND		ug/kg	1.4	--	1
n-Butylbenzene	ND		ug/kg	0.72	--	1
sec-Butylbenzene	ND		ug/kg	0.72	--	1
tert-Butylbenzene	ND		ug/kg	1.4	--	1
1,3,5-Trichlorobenzene	ND		ug/kg	1.4	--	1
o-Chlorotoluene	ND		ug/kg	1.4	--	1
p-Chlorotoluene	ND		ug/kg	1.4	--	1
1,2-Dibromo-3-chloropropane	ND		ug/kg	2.2	--	1
Hexachlorobutadiene	ND		ug/kg	2.9	--	1
Isopropylbenzene	ND		ug/kg	0.72	--	1
p-Isopropyltoluene	ND		ug/kg	0.72	--	1
Naphthalene	ND		ug/kg	2.9	--	1
n-Propylbenzene	ND		ug/kg	0.72	--	1

Project Name: SALEM DEPOT **Lab Number:** L2008252

Project Number: 52223.00 **Report Date:** 03/03/20

SAMPLE RESULTS

Lab ID: L2008252-14 Date Collected: 02/21/20 13:15

Client ID: SB-27 (0-3) Date Received: 02/25/20

Sample Location: SALEM, NH Field Prep: Not Specified

Sample Depth:

Parameter	Result	Qualifier	Units	RL	MDL	Dilution Factor
Volatile Organics by EPA 5035 Low - Westborough Lab						
1,2,3-Trichlorobenzene	ND		ug/kg	1.4	--	1
1,2,4-Trichlorobenzene	ND		ug/kg	1.4	--	1
1,3,5-Trimethylbenzene	ND		ug/kg	1.4	--	1
1,2,4-Trimethylbenzene	ND		ug/kg	1.4	--	1
Ethyl ether	ND		ug/kg	1.4	--	1
Isopropyl Ether	ND		ug/kg	1.4	--	1
Tert-Butyl Alcohol	ND		ug/kg	14	--	1
Ethyl-Tert-Butyl-Ether	ND		ug/kg	1.4	--	1
Tertiary-Amyl Methyl Ether	ND		ug/kg	1.4	--	1
1,4-Dioxane	ND		ug/kg	58	--	1

Surrogate	% Recovery	Qualifier	Acceptance Criteria
1,2-Dichloroethane-d4	114		70-130
Toluene-d8	99		70-130
4-Bromofluorobenzene	101		70-130
Dibromofluoromethane	112		70-130

Project Name: SALEM DEPOT
Project Number: 52223.00

Lab Number: L2008252
Report Date: 03/03/20

SAMPLE RESULTS

Lab ID: L2008252-15
Client ID: SB-28 (0-3)
Sample Location: SALEM, NH

Date Collected: 02/20/20 13:30
Date Received: 02/25/20
Field Prep: Not Specified

Sample Depth:
Matrix: Soil
Analytical Method: 1,8260C
Analytical Date: 03/02/20 09:54
Analyst: MV
Percent Solids: 89%

Parameter	Result	Qualifier	Units	RL	MDL	Dilution Factor
Volatile Organics by EPA 5035 Low - Westborough Lab						
Methylene chloride	ND		ug/kg	4.9	--	1
1,1-Dichloroethane	ND		ug/kg	0.98	--	1
Chloroform	ND		ug/kg	1.5	--	1
Carbon tetrachloride	ND		ug/kg	0.98	--	1
1,2-Dichloropropane	ND		ug/kg	0.98	--	1
Dibromochloromethane	ND		ug/kg	0.98	--	1
1,1,2-Trichloroethane	ND		ug/kg	0.98	--	1
Tetrachloroethene	ND		ug/kg	0.49	--	1
Chlorobenzene	ND		ug/kg	0.49	--	1
Trichlorofluoromethane	ND		ug/kg	3.9	--	1
1,2-Dichloroethane	ND		ug/kg	0.98	--	1
1,1,1-Trichloroethane	ND		ug/kg	0.49	--	1
Bromodichloromethane	ND		ug/kg	0.49	--	1
trans-1,3-Dichloropropene	ND		ug/kg	0.98	--	1
cis-1,3-Dichloropropene	ND		ug/kg	0.49	--	1
1,3-Dichloropropene, Total	ND		ug/kg	0.49	--	1
1,1-Dichloropropene	ND		ug/kg	0.49	--	1
Bromoform	ND		ug/kg	3.9	--	1
1,1,2,2-Tetrachloroethane	ND		ug/kg	0.49	--	1
Benzene	ND		ug/kg	0.49	--	1
Toluene	ND		ug/kg	0.98	--	1
Ethylbenzene	ND		ug/kg	0.98	--	1
Chloromethane	ND		ug/kg	3.9	--	1
Bromomethane	ND		ug/kg	2.0	--	1
Vinyl chloride	ND		ug/kg	0.98	--	1
Chloroethane	ND		ug/kg	2.0	--	1
1,1-Dichloroethene	ND		ug/kg	0.98	--	1
trans-1,2-Dichloroethene	ND		ug/kg	1.5	--	1

Project Name: SALEM DEPOT **Lab Number:** L2008252

Project Number: 52223.00 **Report Date:** 03/03/20

SAMPLE RESULTS

Lab ID: L2008252-15 Date Collected: 02/20/20 13:30

Client ID: SB-28 (0-3) Date Received: 02/25/20

Sample Location: SALEM, NH Field Prep: Not Specified

Sample Depth:

Parameter	Result	Qualifier	Units	RL	MDL	Dilution Factor
Volatile Organics by EPA 5035 Low - Westborough Lab						
Trichloroethene	ND		ug/kg	0.49	--	1
1,2-Dichlorobenzene	ND		ug/kg	2.0	--	1
1,3-Dichlorobenzene	ND		ug/kg	2.0	--	1
1,4-Dichlorobenzene	ND		ug/kg	2.0	--	1
Methyl tert butyl ether	ND		ug/kg	2.0	--	1
p/m-Xylene	ND		ug/kg	2.0	--	1
o-Xylene	ND		ug/kg	0.98	--	1
Xylenes, Total	ND		ug/kg	0.98	--	1
cis-1,2-Dichloroethene	ND		ug/kg	0.98	--	1
1,2-Dichloroethene, Total	ND		ug/kg	0.98	--	1
Dibromomethane	ND		ug/kg	2.0	--	1
1,2,3-Trichloropropane	ND		ug/kg	2.0	--	1
Styrene	ND		ug/kg	0.98	--	1
Dichlorodifluoromethane	ND		ug/kg	9.8	--	1
Acetone	ND		ug/kg	24	--	1
Carbon disulfide	ND		ug/kg	9.8	--	1
2-Butanone	ND		ug/kg	9.8	--	1
4-Methyl-2-pentanone	ND		ug/kg	9.8	--	1
2-Hexanone	ND		ug/kg	9.8	--	1
Bromochloromethane	ND		ug/kg	2.0	--	1
Tetrahydrofuran	ND		ug/kg	3.9	--	1
2,2-Dichloropropane	ND		ug/kg	2.0	--	1
1,2-Dibromoethane	ND		ug/kg	0.98	--	1
1,1,1,2-Tetrachloroethane	ND		ug/kg	0.49	--	1
Bromobenzene	ND		ug/kg	2.0	--	1
n-Butylbenzene	ND		ug/kg	0.98	--	1
sec-Butylbenzene	ND		ug/kg	0.98	--	1
tert-Butylbenzene	ND		ug/kg	2.0	--	1
1,3,5-Trichlorobenzene	ND		ug/kg	2.0	--	1
o-Chlorotoluene	ND		ug/kg	2.0	--	1
p-Chlorotoluene	ND		ug/kg	2.0	--	1
1,2-Dibromo-3-chloropropane	ND		ug/kg	2.9	--	1
Hexachlorobutadiene	ND		ug/kg	3.9	--	1
Isopropylbenzene	ND		ug/kg	0.98	--	1
p-Isopropyltoluene	ND		ug/kg	0.98	--	1
Naphthalene	ND		ug/kg	3.9	--	1
n-Propylbenzene	ND		ug/kg	0.98	--	1

Project Name: SALEM DEPOT **Lab Number:** L2008252

Project Number: 52223.00 **Report Date:** 03/03/20

SAMPLE RESULTS

Lab ID: L2008252-15 Date Collected: 02/20/20 13:30

Client ID: SB-28 (0-3) Date Received: 02/25/20

Sample Location: SALEM, NH Field Prep: Not Specified

Sample Depth:

Parameter	Result	Qualifier	Units	RL	MDL	Dilution Factor
Volatile Organics by EPA 5035 Low - Westborough Lab						
1,2,3-Trichlorobenzene	ND		ug/kg	2.0	--	1
1,2,4-Trichlorobenzene	ND		ug/kg	2.0	--	1
1,3,5-Trimethylbenzene	ND		ug/kg	2.0	--	1
1,2,4-Trimethylbenzene	ND		ug/kg	2.0	--	1
Ethyl ether	ND		ug/kg	2.0	--	1
Isopropyl Ether	ND		ug/kg	2.0	--	1
Tert-Butyl Alcohol	ND		ug/kg	20	--	1
Ethyl-Tert-Butyl-Ether	ND		ug/kg	2.0	--	1
Tertiary-Amyl Methyl Ether	ND		ug/kg	2.0	--	1
1,4-Dioxane	ND		ug/kg	78	--	1

Surrogate	% Recovery	Qualifier	Acceptance Criteria
1,2-Dichloroethane-d4	110		70-130
Toluene-d8	117		70-130
4-Bromofluorobenzene	127		70-130
Dibromofluoromethane	97		70-130

Project Name: SALEM DEPOT
Project Number: 52223.00

Lab Number: L2008252
Report Date: 03/03/20

SAMPLE RESULTS

Lab ID: L2008252-16
Client ID: SB-29 (0-6)
Sample Location: SALEM, NH

Date Collected: 02/20/20 14:00
Date Received: 02/25/20
Field Prep: Not Specified

Sample Depth:
Matrix: Soil
Analytical Method: 1,8260C
Analytical Date: 02/27/20 18:05
Analyst: KJD
Percent Solids: 93%

Parameter	Result	Qualifier	Units	RL	MDL	Dilution Factor
Volatile Organics by EPA 5035 Low - Westborough Lab						
Methylene chloride	ND		ug/kg	3.8	--	1
1,1-Dichloroethane	ND		ug/kg	0.77	--	1
Chloroform	ND		ug/kg	1.1	--	1
Carbon tetrachloride	ND		ug/kg	0.77	--	1
1,2-Dichloropropane	ND		ug/kg	0.77	--	1
Dibromochloromethane	ND		ug/kg	0.77	--	1
1,1,2-Trichloroethane	ND		ug/kg	0.77	--	1
Tetrachloroethene	ND		ug/kg	0.38	--	1
Chlorobenzene	ND		ug/kg	0.38	--	1
Trichlorofluoromethane	ND		ug/kg	3.1	--	1
1,2-Dichloroethane	ND		ug/kg	0.77	--	1
1,1,1-Trichloroethane	ND		ug/kg	0.38	--	1
Bromodichloromethane	ND		ug/kg	0.38	--	1
trans-1,3-Dichloropropene	ND		ug/kg	0.77	--	1
cis-1,3-Dichloropropene	ND		ug/kg	0.38	--	1
1,3-Dichloropropene, Total	ND		ug/kg	0.38	--	1
1,1-Dichloropropene	ND		ug/kg	0.38	--	1
Bromoform	ND		ug/kg	3.1	--	1
1,1,2,2-Tetrachloroethane	ND		ug/kg	0.38	--	1
Benzene	ND		ug/kg	0.38	--	1
Toluene	ND		ug/kg	0.77	--	1
Ethylbenzene	ND		ug/kg	0.77	--	1
Chloromethane	ND		ug/kg	3.1	--	1
Bromomethane	ND		ug/kg	1.5	--	1
Vinyl chloride	ND		ug/kg	0.77	--	1
Chloroethane	ND		ug/kg	1.5	--	1
1,1-Dichloroethene	ND		ug/kg	0.77	--	1
trans-1,2-Dichloroethene	ND		ug/kg	1.1	--	1

Project Name: SALEM DEPOT **Lab Number:** L2008252

Project Number: 52223.00 **Report Date:** 03/03/20

SAMPLE RESULTS

Lab ID: L2008252-16 Date Collected: 02/20/20 14:00

Client ID: SB-29 (0-6) Date Received: 02/25/20

Sample Location: SALEM, NH Field Prep: Not Specified

Sample Depth:

Parameter	Result	Qualifier	Units	RL	MDL	Dilution Factor
Volatile Organics by EPA 5035 Low - Westborough Lab						
Trichloroethene	ND		ug/kg	0.38	--	1
1,2-Dichlorobenzene	ND		ug/kg	1.5	--	1
1,3-Dichlorobenzene	ND		ug/kg	1.5	--	1
1,4-Dichlorobenzene	ND		ug/kg	1.5	--	1
Methyl tert butyl ether	ND		ug/kg	1.5	--	1
p/m-Xylene	ND		ug/kg	1.5	--	1
o-Xylene	ND		ug/kg	0.77	--	1
Xylenes, Total	ND		ug/kg	0.77	--	1
cis-1,2-Dichloroethene	ND		ug/kg	0.77	--	1
1,2-Dichloroethene, Total	ND		ug/kg	0.77	--	1
Dibromomethane	ND		ug/kg	1.5	--	1
1,2,3-Trichloropropane	ND		ug/kg	1.5	--	1
Styrene	ND		ug/kg	0.77	--	1
Dichlorodifluoromethane	ND		ug/kg	7.7	--	1
Acetone	ND		ug/kg	19	--	1
Carbon disulfide	ND		ug/kg	7.7	--	1
2-Butanone	ND		ug/kg	7.7	--	1
4-Methyl-2-pentanone	ND		ug/kg	7.7	--	1
2-Hexanone	ND		ug/kg	7.7	--	1
Bromochloromethane	ND		ug/kg	1.5	--	1
Tetrahydrofuran	ND		ug/kg	3.1	--	1
2,2-Dichloropropane	ND		ug/kg	1.5	--	1
1,2-Dibromoethane	ND		ug/kg	0.77	--	1
1,1,1,2-Tetrachloroethane	ND		ug/kg	0.38	--	1
Bromobenzene	ND		ug/kg	1.5	--	1
n-Butylbenzene	ND		ug/kg	0.77	--	1
sec-Butylbenzene	ND		ug/kg	0.77	--	1
tert-Butylbenzene	ND		ug/kg	1.5	--	1
1,3,5-Trichlorobenzene	ND		ug/kg	1.5	--	1
o-Chlorotoluene	ND		ug/kg	1.5	--	1
p-Chlorotoluene	ND		ug/kg	1.5	--	1
1,2-Dibromo-3-chloropropane	ND		ug/kg	2.3	--	1
Hexachlorobutadiene	ND		ug/kg	3.1	--	1
Isopropylbenzene	ND		ug/kg	0.77	--	1
p-Isopropyltoluene	ND		ug/kg	0.77	--	1
Naphthalene	ND		ug/kg	3.1	--	1
n-Propylbenzene	ND		ug/kg	0.77	--	1

Project Name: SALEM DEPOT **Lab Number:** L2008252

Project Number: 52223.00 **Report Date:** 03/03/20

SAMPLE RESULTS

Lab ID: L2008252-16 Date Collected: 02/20/20 14:00

Client ID: SB-29 (0-6) Date Received: 02/25/20

Sample Location: SALEM, NH Field Prep: Not Specified

Sample Depth:

Parameter	Result	Qualifier	Units	RL	MDL	Dilution Factor
Volatile Organics by EPA 5035 Low - Westborough Lab						
1,2,3-Trichlorobenzene	ND		ug/kg	1.5	--	1
1,2,4-Trichlorobenzene	ND		ug/kg	1.5	--	1
1,3,5-Trimethylbenzene	ND		ug/kg	1.5	--	1
1,2,4-Trimethylbenzene	ND		ug/kg	1.5	--	1
Ethyl ether	ND		ug/kg	1.5	--	1
Isopropyl Ether	ND		ug/kg	1.5	--	1
Tert-Butyl Alcohol	ND		ug/kg	15	--	1
Ethyl-Tert-Butyl-Ether	ND		ug/kg	1.5	--	1
Tertiary-Amyl Methyl Ether	ND		ug/kg	1.5	--	1
1,4-Dioxane	ND		ug/kg	61	--	1

Surrogate	% Recovery	Qualifier	Acceptance Criteria
1,2-Dichloroethane-d4	113		70-130
Toluene-d8	98		70-130
4-Bromofluorobenzene	102		70-130
Dibromofluoromethane	114		70-130

Project Name: SALEM DEPOT
Project Number: 52223.00

Lab Number: L2008252
Report Date: 03/03/20

SAMPLE RESULTS

Lab ID: L2008252-17
Client ID: SB-30 (0-3)
Sample Location: SALEM, NH

Date Collected: 02/20/20 14:30
Date Received: 02/25/20
Field Prep: Not Specified

Sample Depth:
Matrix: Soil
Analytical Method: 1,8260C
Analytical Date: 02/27/20 18:31
Analyst: KJD
Percent Solids: 95%

Parameter	Result	Qualifier	Units	RL	MDL	Dilution Factor
Volatile Organics by EPA 5035 Low - Westborough Lab						
Methylene chloride	ND		ug/kg	4.6	--	1
1,1-Dichloroethane	ND		ug/kg	0.91	--	1
Chloroform	ND		ug/kg	1.4	--	1
Carbon tetrachloride	ND		ug/kg	0.91	--	1
1,2-Dichloropropane	ND		ug/kg	0.91	--	1
Dibromochloromethane	ND		ug/kg	0.91	--	1
1,1,2-Trichloroethane	ND		ug/kg	0.91	--	1
Tetrachloroethene	ND		ug/kg	0.46	--	1
Chlorobenzene	ND		ug/kg	0.46	--	1
Trichlorofluoromethane	ND		ug/kg	3.6	--	1
1,2-Dichloroethane	ND		ug/kg	0.91	--	1
1,1,1-Trichloroethane	ND		ug/kg	0.46	--	1
Bromodichloromethane	ND		ug/kg	0.46	--	1
trans-1,3-Dichloropropene	ND		ug/kg	0.91	--	1
cis-1,3-Dichloropropene	ND		ug/kg	0.46	--	1
1,3-Dichloropropene, Total	ND		ug/kg	0.46	--	1
1,1-Dichloropropene	ND		ug/kg	0.46	--	1
Bromoform	ND		ug/kg	3.6	--	1
1,1,2,2-Tetrachloroethane	ND		ug/kg	0.46	--	1
Benzene	ND		ug/kg	0.46	--	1
Toluene	ND		ug/kg	0.91	--	1
Ethylbenzene	ND		ug/kg	0.91	--	1
Chloromethane	ND		ug/kg	3.6	--	1
Bromomethane	ND		ug/kg	1.8	--	1
Vinyl chloride	ND		ug/kg	0.91	--	1
Chloroethane	ND		ug/kg	1.8	--	1
1,1-Dichloroethene	ND		ug/kg	0.91	--	1
trans-1,2-Dichloroethene	ND		ug/kg	1.4	--	1

Project Name: SALEM DEPOT **Lab Number:** L2008252

Project Number: 52223.00 **Report Date:** 03/03/20

SAMPLE RESULTS

Lab ID: L2008252-17 Date Collected: 02/20/20 14:30

Client ID: SB-30 (0-3) Date Received: 02/25/20

Sample Location: SALEM, NH Field Prep: Not Specified

Sample Depth:

Parameter	Result	Qualifier	Units	RL	MDL	Dilution Factor
Volatile Organics by EPA 5035 Low - Westborough Lab						
Trichloroethene	ND		ug/kg	0.46	--	1
1,2-Dichlorobenzene	ND		ug/kg	1.8	--	1
1,3-Dichlorobenzene	ND		ug/kg	1.8	--	1
1,4-Dichlorobenzene	ND		ug/kg	1.8	--	1
Methyl tert butyl ether	ND		ug/kg	1.8	--	1
p/m-Xylene	ND		ug/kg	1.8	--	1
o-Xylene	ND		ug/kg	0.91	--	1
Xylenes, Total	ND		ug/kg	0.91	--	1
cis-1,2-Dichloroethene	ND		ug/kg	0.91	--	1
1,2-Dichloroethene, Total	ND		ug/kg	0.91	--	1
Dibromomethane	ND		ug/kg	1.8	--	1
1,2,3-Trichloropropane	ND		ug/kg	1.8	--	1
Styrene	ND		ug/kg	0.91	--	1
Dichlorodifluoromethane	ND		ug/kg	9.1	--	1
Acetone	ND		ug/kg	23	--	1
Carbon disulfide	ND		ug/kg	9.1	--	1
2-Butanone	ND		ug/kg	9.1	--	1
4-Methyl-2-pentanone	ND		ug/kg	9.1	--	1
2-Hexanone	ND		ug/kg	9.1	--	1
Bromochloromethane	ND		ug/kg	1.8	--	1
Tetrahydrofuran	ND		ug/kg	3.6	--	1
2,2-Dichloropropane	ND		ug/kg	1.8	--	1
1,2-Dibromoethane	ND		ug/kg	0.91	--	1
1,1,1,2-Tetrachloroethane	ND		ug/kg	0.46	--	1
Bromobenzene	ND		ug/kg	1.8	--	1
n-Butylbenzene	ND		ug/kg	0.91	--	1
sec-Butylbenzene	ND		ug/kg	0.91	--	1
tert-Butylbenzene	ND		ug/kg	1.8	--	1
1,3,5-Trichlorobenzene	ND		ug/kg	1.8	--	1
o-Chlorotoluene	ND		ug/kg	1.8	--	1
p-Chlorotoluene	ND		ug/kg	1.8	--	1
1,2-Dibromo-3-chloropropane	ND		ug/kg	2.7	--	1
Hexachlorobutadiene	ND		ug/kg	3.6	--	1
Isopropylbenzene	ND		ug/kg	0.91	--	1
p-Isopropyltoluene	ND		ug/kg	0.91	--	1
Naphthalene	ND		ug/kg	3.6	--	1
n-Propylbenzene	ND		ug/kg	0.91	--	1

Project Name: SALEM DEPOT
Project Number: 52223.00
Lab Number: L2008252
Report Date: 03/03/20

SAMPLE RESULTS

Lab ID: L2008252-17
Client ID: SB-30 (0-3)
Sample Location: SALEM, NH

Date Collected: 02/20/20 14:30
Date Received: 02/25/20
Field Prep: Not Specified

Sample Depth:

Parameter	Result	Qualifier	Units	RL	MDL	Dilution Factor
Volatile Organics by EPA 5035 Low - Westborough Lab						
1,2,3-Trichlorobenzene	ND		ug/kg	1.8	--	1
1,2,4-Trichlorobenzene	ND		ug/kg	1.8	--	1
1,3,5-Trimethylbenzene	ND		ug/kg	1.8	--	1
1,2,4-Trimethylbenzene	ND		ug/kg	1.8	--	1
Ethyl ether	ND		ug/kg	1.8	--	1
Isopropyl Ether	ND		ug/kg	1.8	--	1
Tert-Butyl Alcohol	ND		ug/kg	18	--	1
Ethyl-Tert-Butyl-Ether	ND		ug/kg	1.8	--	1
Tertiary-Amyl Methyl Ether	ND		ug/kg	1.8	--	1
1,4-Dioxane	ND		ug/kg	73	--	1

Surrogate	% Recovery	Qualifier	Acceptance Criteria
1,2-Dichloroethane-d4	113		70-130
Toluene-d8	95		70-130
4-Bromofluorobenzene	95		70-130
Dibromofluoromethane	113		70-130

Project Name: SALEM DEPOT
Project Number: 52223.00

Lab Number: L2008252
Report Date: 03/03/20

SAMPLE RESULTS

Lab ID: L2008252-18
Client ID: SB-31 (0-3)
Sample Location: SALEM, NH

Date Collected: 02/20/20 15:00
Date Received: 02/25/20
Field Prep: Not Specified

Sample Depth:
Matrix: Soil
Analytical Method: 1,8260C
Analytical Date: 02/27/20 18:56
Analyst: KJD
Percent Solids: 94%

Parameter	Result	Qualifier	Units	RL	MDL	Dilution Factor
Volatile Organics by EPA 5035 Low - Westborough Lab						
Methylene chloride	ND		ug/kg	4.2	--	1
1,1-Dichloroethane	ND		ug/kg	0.84	--	1
Chloroform	ND		ug/kg	1.2	--	1
Carbon tetrachloride	ND		ug/kg	0.84	--	1
1,2-Dichloropropane	ND		ug/kg	0.84	--	1
Dibromochloromethane	ND		ug/kg	0.84	--	1
1,1,2-Trichloroethane	ND		ug/kg	0.84	--	1
Tetrachloroethene	ND		ug/kg	0.42	--	1
Chlorobenzene	ND		ug/kg	0.42	--	1
Trichlorofluoromethane	ND		ug/kg	3.4	--	1
1,2-Dichloroethane	ND		ug/kg	0.84	--	1
1,1,1-Trichloroethane	ND		ug/kg	0.42	--	1
Bromodichloromethane	ND		ug/kg	0.42	--	1
trans-1,3-Dichloropropene	ND		ug/kg	0.84	--	1
cis-1,3-Dichloropropene	ND		ug/kg	0.42	--	1
1,3-Dichloropropene, Total	ND		ug/kg	0.42	--	1
1,1-Dichloropropene	ND		ug/kg	0.42	--	1
Bromoform	ND		ug/kg	3.4	--	1
1,1,2,2-Tetrachloroethane	ND		ug/kg	0.42	--	1
Benzene	ND		ug/kg	0.42	--	1
Toluene	ND		ug/kg	0.84	--	1
Ethylbenzene	ND		ug/kg	0.84	--	1
Chloromethane	ND		ug/kg	3.4	--	1
Bromomethane	ND		ug/kg	1.7	--	1
Vinyl chloride	ND		ug/kg	0.84	--	1
Chloroethane	ND		ug/kg	1.7	--	1
1,1-Dichloroethene	ND		ug/kg	0.84	--	1
trans-1,2-Dichloroethene	ND		ug/kg	1.2	--	1

Project Name: SALEM DEPOT **Lab Number:** L2008252

Project Number: 52223.00 **Report Date:** 03/03/20

SAMPLE RESULTS

Lab ID: L2008252-18 Date Collected: 02/20/20 15:00

Client ID: SB-31 (0-3) Date Received: 02/25/20

Sample Location: SALEM, NH Field Prep: Not Specified

Sample Depth:

Parameter	Result	Qualifier	Units	RL	MDL	Dilution Factor
Volatile Organics by EPA 5035 Low - Westborough Lab						
Trichloroethene	ND		ug/kg	0.42	--	1
1,2-Dichlorobenzene	ND		ug/kg	1.7	--	1
1,3-Dichlorobenzene	ND		ug/kg	1.7	--	1
1,4-Dichlorobenzene	ND		ug/kg	1.7	--	1
Methyl tert butyl ether	ND		ug/kg	1.7	--	1
p/m-Xylene	ND		ug/kg	1.7	--	1
o-Xylene	ND		ug/kg	0.84	--	1
Xylenes, Total	ND		ug/kg	0.84	--	1
cis-1,2-Dichloroethene	ND		ug/kg	0.84	--	1
1,2-Dichloroethene, Total	ND		ug/kg	0.84	--	1
Dibromomethane	ND		ug/kg	1.7	--	1
1,2,3-Trichloropropane	ND		ug/kg	1.7	--	1
Styrene	ND		ug/kg	0.84	--	1
Dichlorodifluoromethane	ND		ug/kg	8.4	--	1
Acetone	ND		ug/kg	21	--	1
Carbon disulfide	ND		ug/kg	8.4	--	1
2-Butanone	ND		ug/kg	8.4	--	1
4-Methyl-2-pentanone	ND		ug/kg	8.4	--	1
2-Hexanone	ND		ug/kg	8.4	--	1
Bromochloromethane	ND		ug/kg	1.7	--	1
Tetrahydrofuran	ND		ug/kg	3.4	--	1
2,2-Dichloropropane	ND		ug/kg	1.7	--	1
1,2-Dibromoethane	ND		ug/kg	0.84	--	1
1,1,1,2-Tetrachloroethane	ND		ug/kg	0.42	--	1
Bromobenzene	ND		ug/kg	1.7	--	1
n-Butylbenzene	ND		ug/kg	0.84	--	1
sec-Butylbenzene	ND		ug/kg	0.84	--	1
tert-Butylbenzene	ND		ug/kg	1.7	--	1
1,3,5-Trichlorobenzene	ND		ug/kg	1.7	--	1
o-Chlorotoluene	ND		ug/kg	1.7	--	1
p-Chlorotoluene	ND		ug/kg	1.7	--	1
1,2-Dibromo-3-chloropropane	ND		ug/kg	2.5	--	1
Hexachlorobutadiene	ND		ug/kg	3.4	--	1
Isopropylbenzene	ND		ug/kg	0.84	--	1
p-Isopropyltoluene	ND		ug/kg	0.84	--	1
Naphthalene	ND		ug/kg	3.4	--	1
n-Propylbenzene	ND		ug/kg	0.84	--	1

Project Name: SALEM DEPOT
Project Number: 52223.00
Lab Number: L2008252
Report Date: 03/03/20

SAMPLE RESULTS

Lab ID: L2008252-18
Client ID: SB-31 (0-3)
Sample Location: SALEM, NH

Date Collected: 02/20/20 15:00
Date Received: 02/25/20
Field Prep: Not Specified

Sample Depth:

Parameter	Result	Qualifier	Units	RL	MDL	Dilution Factor
Volatile Organics by EPA 5035 Low - Westborough Lab						
1,2,3-Trichlorobenzene	ND		ug/kg	1.7	--	1
1,2,4-Trichlorobenzene	ND		ug/kg	1.7	--	1
1,3,5-Trimethylbenzene	ND		ug/kg	1.7	--	1
1,2,4-Trimethylbenzene	ND		ug/kg	1.7	--	1
Ethyl ether	ND		ug/kg	1.7	--	1
Isopropyl Ether	ND		ug/kg	1.7	--	1
Tert-Butyl Alcohol	ND		ug/kg	17	--	1
Ethyl-Tert-Butyl-Ether	ND		ug/kg	1.7	--	1
Tertiary-Amyl Methyl Ether	ND		ug/kg	1.7	--	1
1,4-Dioxane	ND		ug/kg	67	--	1

Surrogate	% Recovery	Qualifier	Acceptance Criteria
1,2-Dichloroethane-d4	112		70-130
Toluene-d8	97		70-130
4-Bromofluorobenzene	97		70-130
Dibromofluoromethane	114		70-130

Project Name: SALEM DEPOT
Project Number: 52223.00

Lab Number: L2008252
Report Date: 03/03/20

SAMPLE RESULTS

Lab ID: L2008252-19
Client ID: SB-32 (0-3)
Sample Location: SALEM, NH

Date Collected: 02/20/20 16:00
Date Received: 02/25/20
Field Prep: Not Specified

Sample Depth:
Matrix: Soil
Analytical Method: 1,8260C
Analytical Date: 02/27/20 19:21
Analyst: MKS
Percent Solids: 94%

Parameter	Result	Qualifier	Units	RL	MDL	Dilution Factor
Volatile Organics by EPA 5035 Low - Westborough Lab						
Methylene chloride	ND		ug/kg	4.5	--	1
1,1-Dichloroethane	ND		ug/kg	0.91	--	1
Chloroform	ND		ug/kg	1.4	--	1
Carbon tetrachloride	ND		ug/kg	0.91	--	1
1,2-Dichloropropane	ND		ug/kg	0.91	--	1
Dibromochloromethane	ND		ug/kg	0.91	--	1
1,1,2-Trichloroethane	ND		ug/kg	0.91	--	1
Tetrachloroethene	ND		ug/kg	0.45	--	1
Chlorobenzene	ND		ug/kg	0.45	--	1
Trichlorofluoromethane	ND		ug/kg	3.6	--	1
1,2-Dichloroethane	ND		ug/kg	0.91	--	1
1,1,1-Trichloroethane	ND		ug/kg	0.45	--	1
Bromodichloromethane	ND		ug/kg	0.45	--	1
trans-1,3-Dichloropropene	ND		ug/kg	0.91	--	1
cis-1,3-Dichloropropene	ND		ug/kg	0.45	--	1
1,3-Dichloropropene, Total	ND		ug/kg	0.45	--	1
1,1-Dichloropropene	ND		ug/kg	0.45	--	1
Bromoform	ND		ug/kg	3.6	--	1
1,1,2,2-Tetrachloroethane	ND		ug/kg	0.45	--	1
Benzene	ND		ug/kg	0.45	--	1
Toluene	ND		ug/kg	0.91	--	1
Ethylbenzene	ND		ug/kg	0.91	--	1
Chloromethane	ND		ug/kg	3.6	--	1
Bromomethane	ND		ug/kg	1.8	--	1
Vinyl chloride	ND		ug/kg	0.91	--	1
Chloroethane	ND		ug/kg	1.8	--	1
1,1-Dichloroethene	ND		ug/kg	0.91	--	1
trans-1,2-Dichloroethene	ND		ug/kg	1.4	--	1

Project Name: SALEM DEPOT **Lab Number:** L2008252

Project Number: 52223.00 **Report Date:** 03/03/20

SAMPLE RESULTS

Lab ID: L2008252-19 Date Collected: 02/20/20 16:00

Client ID: SB-32 (0-3) Date Received: 02/25/20

Sample Location: SALEM, NH Field Prep: Not Specified

Sample Depth:

Parameter	Result	Qualifier	Units	RL	MDL	Dilution Factor
Volatile Organics by EPA 5035 Low - Westborough Lab						
Trichloroethene	ND		ug/kg	0.45	--	1
1,2-Dichlorobenzene	ND		ug/kg	1.8	--	1
1,3-Dichlorobenzene	ND		ug/kg	1.8	--	1
1,4-Dichlorobenzene	ND		ug/kg	1.8	--	1
Methyl tert butyl ether	ND		ug/kg	1.8	--	1
p/m-Xylene	ND		ug/kg	1.8	--	1
o-Xylene	ND		ug/kg	0.91	--	1
Xylenes, Total	ND		ug/kg	0.91	--	1
cis-1,2-Dichloroethene	ND		ug/kg	0.91	--	1
1,2-Dichloroethene, Total	ND		ug/kg	0.91	--	1
Dibromomethane	ND		ug/kg	1.8	--	1
1,2,3-Trichloropropane	ND		ug/kg	1.8	--	1
Styrene	ND		ug/kg	0.91	--	1
Dichlorodifluoromethane	ND		ug/kg	9.1	--	1
Acetone	ND		ug/kg	23	--	1
Carbon disulfide	ND		ug/kg	9.1	--	1
2-Butanone	ND		ug/kg	9.1	--	1
4-Methyl-2-pentanone	ND		ug/kg	9.1	--	1
2-Hexanone	ND		ug/kg	9.1	--	1
Bromochloromethane	ND		ug/kg	1.8	--	1
Tetrahydrofuran	ND		ug/kg	3.6	--	1
2,2-Dichloropropane	ND		ug/kg	1.8	--	1
1,2-Dibromoethane	ND		ug/kg	0.91	--	1
1,1,1,2-Tetrachloroethane	ND		ug/kg	0.45	--	1
Bromobenzene	ND		ug/kg	1.8	--	1
n-Butylbenzene	ND		ug/kg	0.91	--	1
sec-Butylbenzene	ND		ug/kg	0.91	--	1
tert-Butylbenzene	ND		ug/kg	1.8	--	1
1,3,5-Trichlorobenzene	ND		ug/kg	1.8	--	1
o-Chlorotoluene	ND		ug/kg	1.8	--	1
p-Chlorotoluene	ND		ug/kg	1.8	--	1
1,2-Dibromo-3-chloropropane	ND		ug/kg	2.7	--	1
Hexachlorobutadiene	ND		ug/kg	3.6	--	1
Isopropylbenzene	ND		ug/kg	0.91	--	1
p-Isopropyltoluene	ND		ug/kg	0.91	--	1
Naphthalene	ND		ug/kg	3.6	--	1
n-Propylbenzene	ND		ug/kg	0.91	--	1

Project Name: SALEM DEPOT
Project Number: 52223.00
Lab Number: L2008252
Report Date: 03/03/20

SAMPLE RESULTS

Lab ID: L2008252-19
Client ID: SB-32 (0-3)
Sample Location: SALEM, NH
Date Collected: 02/20/20 16:00
Date Received: 02/25/20
Field Prep: Not Specified

Sample Depth:

Parameter	Result	Qualifier	Units	RL	MDL	Dilution Factor
Volatile Organics by EPA 5035 Low - Westborough Lab						
1,2,3-Trichlorobenzene	ND		ug/kg	1.8	--	1
1,2,4-Trichlorobenzene	ND		ug/kg	1.8	--	1
1,3,5-Trimethylbenzene	ND		ug/kg	1.8	--	1
1,2,4-Trimethylbenzene	ND		ug/kg	1.8	--	1
Ethyl ether	ND		ug/kg	1.8	--	1
Isopropyl Ether	ND		ug/kg	1.8	--	1
Tert-Butyl Alcohol	ND		ug/kg	18	--	1
Ethyl-Tert-Butyl-Ether	ND		ug/kg	1.8	--	1
Tertiary-Amyl Methyl Ether	ND		ug/kg	1.8	--	1
1,4-Dioxane	ND		ug/kg	72	--	1

Surrogate	% Recovery	Qualifier	Acceptance Criteria
1,2-Dichloroethane-d4	116		70-130
Toluene-d8	95		70-130
4-Bromofluorobenzene	97		70-130
Dibromofluoromethane	115		70-130

Project Name: SALEM DEPOT
Project Number: 52223.00
Lab Number: L2008252
Report Date: 03/03/20

SAMPLE RESULTS

Lab ID: L2008252-20
Client ID: SB-33 (0-6)
Sample Location: SALEM, NH

Date Collected: 02/21/20 14:00
Date Received: 02/25/20
Field Prep: Not Specified

Sample Depth:
Matrix: Soil
Analytical Method: 1,8260C
Analytical Date: 02/27/20 16:19
Analyst: AD
Percent Solids: 91%

Parameter	Result	Qualifier	Units	RL	MDL	Dilution Factor
Volatile Organics by EPA 5035 Low - Westborough Lab						
Methylene chloride	ND		ug/kg	5.0	--	1
1,1-Dichloroethane	ND		ug/kg	1.0	--	1
Chloroform	ND		ug/kg	1.5	--	1
Carbon tetrachloride	ND		ug/kg	1.0	--	1
1,2-Dichloropropane	ND		ug/kg	1.0	--	1
Dibromochloromethane	ND		ug/kg	1.0	--	1
1,1,2-Trichloroethane	ND		ug/kg	1.0	--	1
Tetrachloroethene	ND		ug/kg	0.50	--	1
Chlorobenzene	ND		ug/kg	0.50	--	1
Trichlorofluoromethane	ND		ug/kg	4.0	--	1
1,2-Dichloroethane	ND		ug/kg	1.0	--	1
1,1,1-Trichloroethane	ND		ug/kg	0.50	--	1
Bromodichloromethane	ND		ug/kg	0.50	--	1
trans-1,3-Dichloropropene	ND		ug/kg	1.0	--	1
cis-1,3-Dichloropropene	ND		ug/kg	0.50	--	1
1,3-Dichloropropene, Total	ND		ug/kg	0.50	--	1
1,1-Dichloropropene	ND		ug/kg	0.50	--	1
Bromoform	ND		ug/kg	4.0	--	1
1,1,2,2-Tetrachloroethane	ND		ug/kg	0.50	--	1
Benzene	ND		ug/kg	0.50	--	1
Toluene	ND		ug/kg	1.0	--	1
Ethylbenzene	ND		ug/kg	1.0	--	1
Chloromethane	ND		ug/kg	4.0	--	1
Bromomethane	ND		ug/kg	2.0	--	1
Vinyl chloride	ND		ug/kg	1.0	--	1
Chloroethane	ND		ug/kg	2.0	--	1
1,1-Dichloroethene	ND		ug/kg	1.0	--	1
trans-1,2-Dichloroethene	ND		ug/kg	1.5	--	1

Project Name: SALEM DEPOT **Lab Number:** L2008252

Project Number: 52223.00 **Report Date:** 03/03/20

SAMPLE RESULTS

Lab ID: L2008252-20 Date Collected: 02/21/20 14:00

Client ID: SB-33 (0-6) Date Received: 02/25/20

Sample Location: SALEM, NH Field Prep: Not Specified

Sample Depth:

Parameter	Result	Qualifier	Units	RL	MDL	Dilution Factor
Volatile Organics by EPA 5035 Low - Westborough Lab						
Trichloroethene	ND		ug/kg	0.50	--	1
1,2-Dichlorobenzene	ND		ug/kg	2.0	--	1
1,3-Dichlorobenzene	ND		ug/kg	2.0	--	1
1,4-Dichlorobenzene	ND		ug/kg	2.0	--	1
Methyl tert butyl ether	ND		ug/kg	2.0	--	1
p/m-Xylene	ND		ug/kg	2.0	--	1
o-Xylene	ND		ug/kg	1.0	--	1
Xylenes, Total	ND		ug/kg	1.0	--	1
cis-1,2-Dichloroethene	ND		ug/kg	1.0	--	1
1,2-Dichloroethene, Total	ND		ug/kg	1.0	--	1
Dibromomethane	ND		ug/kg	2.0	--	1
1,2,3-Trichloropropane	ND		ug/kg	2.0	--	1
Styrene	ND		ug/kg	1.0	--	1
Dichlorodifluoromethane	ND		ug/kg	10	--	1
Acetone	ND		ug/kg	25	--	1
Carbon disulfide	ND		ug/kg	10	--	1
2-Butanone	ND		ug/kg	10	--	1
4-Methyl-2-pentanone	ND		ug/kg	10	--	1
2-Hexanone	ND		ug/kg	10	--	1
Bromochloromethane	ND		ug/kg	2.0	--	1
Tetrahydrofuran	ND		ug/kg	4.0	--	1
2,2-Dichloropropane	ND		ug/kg	2.0	--	1
1,2-Dibromoethane	ND		ug/kg	1.0	--	1
1,1,1,2-Tetrachloroethane	ND		ug/kg	0.50	--	1
Bromobenzene	ND		ug/kg	2.0	--	1
n-Butylbenzene	ND		ug/kg	1.0	--	1
sec-Butylbenzene	ND		ug/kg	1.0	--	1
tert-Butylbenzene	ND		ug/kg	2.0	--	1
1,3,5-Trichlorobenzene	ND		ug/kg	2.0	--	1
o-Chlorotoluene	ND		ug/kg	2.0	--	1
p-Chlorotoluene	ND		ug/kg	2.0	--	1
1,2-Dibromo-3-chloropropane	ND		ug/kg	3.0	--	1
Hexachlorobutadiene	ND		ug/kg	4.0	--	1
Isopropylbenzene	ND		ug/kg	1.0	--	1
p-Isopropyltoluene	ND		ug/kg	1.0	--	1
Naphthalene	ND		ug/kg	4.0	--	1
n-Propylbenzene	ND		ug/kg	1.0	--	1

Project Name: SALEM DEPOT
Project Number: 52223.00
Lab Number: L2008252
Report Date: 03/03/20

SAMPLE RESULTS

Lab ID: L2008252-20
Client ID: SB-33 (0-6)
Sample Location: SALEM, NH

Date Collected: 02/21/20 14:00
Date Received: 02/25/20
Field Prep: Not Specified

Sample Depth:

Parameter	Result	Qualifier	Units	RL	MDL	Dilution Factor
Volatile Organics by EPA 5035 Low - Westborough Lab						
1,2,3-Trichlorobenzene	ND		ug/kg	2.0	--	1
1,2,4-Trichlorobenzene	ND		ug/kg	2.0	--	1
1,3,5-Trimethylbenzene	ND		ug/kg	2.0	--	1
1,2,4-Trimethylbenzene	ND		ug/kg	2.0	--	1
Ethyl ether	ND		ug/kg	2.0	--	1
Isopropyl Ether	ND		ug/kg	2.0	--	1
Tert-Butyl Alcohol	ND		ug/kg	20	--	1
Ethyl-Tert-Butyl-Ether	ND		ug/kg	2.0	--	1
Tertiary-Amyl Methyl Ether	ND		ug/kg	2.0	--	1
1,4-Dioxane	ND		ug/kg	81	--	1

Surrogate	% Recovery	Qualifier	Acceptance Criteria
1,2-Dichloroethane-d4	100		70-130
Toluene-d8	100		70-130
4-Bromofluorobenzene	102		70-130
Dibromofluoromethane	101		70-130

Project Name: SALEM DEPOT
Project Number: 52223.00
Lab Number: L2008252
Report Date: 03/03/20

SAMPLE RESULTS

Lab ID: L2008252-21
Client ID: SB-34 (0-6)
Sample Location: SALEM, NH

Date Collected: 02/21/20 14:30
Date Received: 02/25/20
Field Prep: Not Specified

Sample Depth:
Matrix: Soil
Analytical Method: 1,8260C
Analytical Date: 02/27/20 15:53
Analyst: AD
Percent Solids: 91%

Parameter	Result	Qualifier	Units	RL	MDL	Dilution Factor
Volatile Organics by EPA 5035 Low - Westborough Lab						
Methylene chloride	ND		ug/kg	5.1	--	1
1,1-Dichloroethane	ND		ug/kg	1.0	--	1
Chloroform	ND		ug/kg	1.5	--	1
Carbon tetrachloride	ND		ug/kg	1.0	--	1
1,2-Dichloropropane	ND		ug/kg	1.0	--	1
Dibromochloromethane	ND		ug/kg	1.0	--	1
1,1,2-Trichloroethane	ND		ug/kg	1.0	--	1
Tetrachloroethene	ND		ug/kg	0.51	--	1
Chlorobenzene	ND		ug/kg	0.51	--	1
Trichlorofluoromethane	ND		ug/kg	4.1	--	1
1,2-Dichloroethane	ND		ug/kg	1.0	--	1
1,1,1-Trichloroethane	ND		ug/kg	0.51	--	1
Bromodichloromethane	ND		ug/kg	0.51	--	1
trans-1,3-Dichloropropene	ND		ug/kg	1.0	--	1
cis-1,3-Dichloropropene	ND		ug/kg	0.51	--	1
1,3-Dichloropropene, Total	ND		ug/kg	0.51	--	1
1,1-Dichloropropene	ND		ug/kg	0.51	--	1
Bromoform	ND		ug/kg	4.1	--	1
1,1,2,2-Tetrachloroethane	ND		ug/kg	0.51	--	1
Benzene	ND		ug/kg	0.51	--	1
Toluene	ND		ug/kg	1.0	--	1
Ethylbenzene	ND		ug/kg	1.0	--	1
Chloromethane	ND		ug/kg	4.1	--	1
Bromomethane	ND		ug/kg	2.0	--	1
Vinyl chloride	ND		ug/kg	1.0	--	1
Chloroethane	ND		ug/kg	2.0	--	1
1,1-Dichloroethene	ND		ug/kg	1.0	--	1
trans-1,2-Dichloroethene	ND		ug/kg	1.5	--	1

Project Name: SALEM DEPOT **Lab Number:** L2008252

Project Number: 52223.00 **Report Date:** 03/03/20

SAMPLE RESULTS

Lab ID: L2008252-21 Date Collected: 02/21/20 14:30

Client ID: SB-34 (0-6) Date Received: 02/25/20

Sample Location: SALEM, NH Field Prep: Not Specified

Sample Depth:

Parameter	Result	Qualifier	Units	RL	MDL	Dilution Factor
Volatile Organics by EPA 5035 Low - Westborough Lab						
Trichloroethene	ND		ug/kg	0.51	--	1
1,2-Dichlorobenzene	ND		ug/kg	2.0	--	1
1,3-Dichlorobenzene	ND		ug/kg	2.0	--	1
1,4-Dichlorobenzene	ND		ug/kg	2.0	--	1
Methyl tert butyl ether	ND		ug/kg	2.0	--	1
p/m-Xylene	ND		ug/kg	2.0	--	1
o-Xylene	ND		ug/kg	1.0	--	1
Xylenes, Total	ND		ug/kg	1.0	--	1
cis-1,2-Dichloroethene	ND		ug/kg	1.0	--	1
1,2-Dichloroethene, Total	ND		ug/kg	1.0	--	1
Dibromomethane	ND		ug/kg	2.0	--	1
1,2,3-Trichloropropane	ND		ug/kg	2.0	--	1
Styrene	ND		ug/kg	1.0	--	1
Dichlorodifluoromethane	ND		ug/kg	10	--	1
Acetone	ND		ug/kg	25	--	1
Carbon disulfide	ND		ug/kg	10	--	1
2-Butanone	ND		ug/kg	10	--	1
4-Methyl-2-pentanone	ND		ug/kg	10	--	1
2-Hexanone	ND		ug/kg	10	--	1
Bromochloromethane	ND		ug/kg	2.0	--	1
Tetrahydrofuran	ND		ug/kg	4.1	--	1
2,2-Dichloropropane	ND		ug/kg	2.0	--	1
1,2-Dibromoethane	ND		ug/kg	1.0	--	1
1,1,1,2-Tetrachloroethane	ND		ug/kg	0.51	--	1
Bromobenzene	ND		ug/kg	2.0	--	1
n-Butylbenzene	ND		ug/kg	1.0	--	1
sec-Butylbenzene	ND		ug/kg	1.0	--	1
tert-Butylbenzene	ND		ug/kg	2.0	--	1
1,3,5-Trichlorobenzene	ND		ug/kg	2.0	--	1
o-Chlorotoluene	ND		ug/kg	2.0	--	1
p-Chlorotoluene	ND		ug/kg	2.0	--	1
1,2-Dibromo-3-chloropropane	ND		ug/kg	3.0	--	1
Hexachlorobutadiene	ND		ug/kg	4.1	--	1
Isopropylbenzene	ND		ug/kg	1.0	--	1
p-Isopropyltoluene	ND		ug/kg	1.0	--	1
Naphthalene	ND		ug/kg	4.1	--	1
n-Propylbenzene	ND		ug/kg	1.0	--	1

Project Name: SALEM DEPOT
Project Number: 52223.00
Lab Number: L2008252
Report Date: 03/03/20

SAMPLE RESULTS

Lab ID: L2008252-21
Client ID: SB-34 (0-6)
Sample Location: SALEM, NH

Date Collected: 02/21/20 14:30
Date Received: 02/25/20
Field Prep: Not Specified

Sample Depth:

Parameter	Result	Qualifier	Units	RL	MDL	Dilution Factor
Volatile Organics by EPA 5035 Low - Westborough Lab						
1,2,3-Trichlorobenzene	ND		ug/kg	2.0	--	1
1,2,4-Trichlorobenzene	ND		ug/kg	2.0	--	1
1,3,5-Trimethylbenzene	ND		ug/kg	2.0	--	1
1,2,4-Trimethylbenzene	ND		ug/kg	2.0	--	1
Ethyl ether	ND		ug/kg	2.0	--	1
Isopropyl Ether	ND		ug/kg	2.0	--	1
Tert-Butyl Alcohol	ND		ug/kg	20	--	1
Ethyl-Tert-Butyl-Ether	ND		ug/kg	2.0	--	1
Tertiary-Amyl Methyl Ether	ND		ug/kg	2.0	--	1
1,4-Dioxane	ND		ug/kg	82	--	1

Surrogate	% Recovery	Qualifier	Acceptance Criteria
1,2-Dichloroethane-d4	102		70-130
Toluene-d8	96		70-130
4-Bromofluorobenzene	103		70-130
Dibromofluoromethane	101		70-130

Project Name: SALEM DEPOT
Project Number: 52223.00

Lab Number: L2008252
Report Date: 03/03/20

Method Blank Analysis
Batch Quality Control

Analytical Method: 1,8260C
Analytical Date: 02/27/20 09:53
Analyst: NLK

Parameter	Result	Qualifier	Units	RL	MDL
Volatile Organics by EPA 5035 Low - Westborough Lab for sample(s): 20-21 Batch: WG1345157-5					
Methylene chloride	ND		ug/kg	5.0	--
1,1-Dichloroethane	ND		ug/kg	1.0	--
Chloroform	ND		ug/kg	1.5	--
Carbon tetrachloride	ND		ug/kg	1.0	--
1,2-Dichloropropane	ND		ug/kg	1.0	--
Dibromochloromethane	ND		ug/kg	1.0	--
1,1,2-Trichloroethane	ND		ug/kg	1.0	--
Tetrachloroethene	ND		ug/kg	0.50	--
Chlorobenzene	ND		ug/kg	0.50	--
Trichlorofluoromethane	ND		ug/kg	4.0	--
1,2-Dichloroethane	ND		ug/kg	1.0	--
1,1,1-Trichloroethane	ND		ug/kg	0.50	--
Bromodichloromethane	ND		ug/kg	0.50	--
trans-1,3-Dichloropropene	ND		ug/kg	1.0	--
cis-1,3-Dichloropropene	ND		ug/kg	0.50	--
1,3-Dichloropropene, Total	ND		ug/kg	0.50	--
1,1-Dichloropropene	ND		ug/kg	0.50	--
Bromoform	ND		ug/kg	4.0	--
1,1,2,2-Tetrachloroethane	ND		ug/kg	0.50	--
Benzene	ND		ug/kg	0.50	--
Toluene	ND		ug/kg	1.0	--
Ethylbenzene	ND		ug/kg	1.0	--
Chloromethane	ND		ug/kg	4.0	--
Bromomethane	ND		ug/kg	2.0	--
Vinyl chloride	ND		ug/kg	1.0	--
Chloroethane	ND		ug/kg	2.0	--
1,1-Dichloroethene	ND		ug/kg	1.0	--
trans-1,2-Dichloroethene	ND		ug/kg	1.5	--
Trichloroethene	ND		ug/kg	0.50	--

Project Name: SALEM DEPOT
Project Number: 52223.00

Lab Number: L2008252
Report Date: 03/03/20

Method Blank Analysis
Batch Quality Control

Analytical Method: 1,8260C
Analytical Date: 02/27/20 09:53
Analyst: NLK

Parameter	Result	Qualifier	Units	RL	MDL
Volatile Organics by EPA 5035 Low - Westborough Lab for sample(s): 20-21 Batch: WG1345157-5					
1,2-Dichlorobenzene	ND		ug/kg	2.0	--
1,3-Dichlorobenzene	ND		ug/kg	2.0	--
1,4-Dichlorobenzene	ND		ug/kg	2.0	--
Methyl tert butyl ether	ND		ug/kg	2.0	--
p/m-Xylene	ND		ug/kg	2.0	--
o-Xylene	ND		ug/kg	1.0	--
Xylenes, Total	ND		ug/kg	1.0	--
cis-1,2-Dichloroethene	ND		ug/kg	1.0	--
1,2-Dichloroethene, Total	ND		ug/kg	1.0	--
Dibromomethane	ND		ug/kg	2.0	--
1,2,3-Trichloropropane	ND		ug/kg	2.0	--
Styrene	ND		ug/kg	1.0	--
Dichlorodifluoromethane	ND		ug/kg	10	--
Acetone	ND		ug/kg	25	--
Carbon disulfide	ND		ug/kg	10	--
2-Butanone	ND		ug/kg	10	--
4-Methyl-2-pentanone	ND		ug/kg	10	--
2-Hexanone	ND		ug/kg	10	--
Bromochloromethane	ND		ug/kg	2.0	--
Tetrahydrofuran	ND		ug/kg	4.0	--
2,2-Dichloropropane	ND		ug/kg	2.0	--
1,2-Dibromoethane	ND		ug/kg	1.0	--
1,1,1,2-Tetrachloroethane	ND		ug/kg	0.50	--
Bromobenzene	ND		ug/kg	2.0	--
n-Butylbenzene	ND		ug/kg	1.0	--
sec-Butylbenzene	ND		ug/kg	1.0	--
tert-Butylbenzene	ND		ug/kg	2.0	--
1,3,5-Trichlorobenzene	ND		ug/kg	2.0	--
o-Chlorotoluene	ND		ug/kg	2.0	--

Project Name: SALEM DEPOT
Project Number: 52223.00

Lab Number: L2008252
Report Date: 03/03/20

Method Blank Analysis
Batch Quality Control

Analytical Method: 1,8260C
Analytical Date: 02/27/20 09:53
Analyst: NLK

Parameter	Result	Qualifier	Units	RL	MDL
Volatile Organics by EPA 5035 Low - Westborough Lab for sample(s): 20-21 Batch: WG1345157-5					
p-Chlorotoluene	ND		ug/kg	2.0	--
1,2-Dibromo-3-chloropropane	ND		ug/kg	3.0	--
Hexachlorobutadiene	ND		ug/kg	4.0	--
Isopropylbenzene	ND		ug/kg	1.0	--
p-Isopropyltoluene	ND		ug/kg	1.0	--
Naphthalene	ND		ug/kg	4.0	--
n-Propylbenzene	ND		ug/kg	1.0	--
1,2,3-Trichlorobenzene	ND		ug/kg	2.0	--
1,2,4-Trichlorobenzene	ND		ug/kg	2.0	--
1,3,5-Trimethylbenzene	ND		ug/kg	2.0	--
1,2,4-Trimethylbenzene	ND		ug/kg	2.0	--
Ethyl ether	ND		ug/kg	2.0	--
Isopropyl Ether	ND		ug/kg	2.0	--
Tert-Butyl Alcohol	ND		ug/kg	20	--
Ethyl-Tert-Butyl-Ether	ND		ug/kg	2.0	--
Tertiary-Amyl Methyl Ether	ND		ug/kg	2.0	--
1,4-Dioxane	ND		ug/kg	80	--

Surrogate	%Recovery	Qualifier	Acceptance Criteria
1,2-Dichloroethane-d4	98		70-130
Toluene-d8	93		70-130
4-Bromofluorobenzene	106		70-130
Dibromofluoromethane	103		70-130

Project Name: SALEM DEPOT
Project Number: 52223.00

Lab Number: L2008252
Report Date: 03/03/20

Method Blank Analysis
Batch Quality Control

Analytical Method: 1,8260C
Analytical Date: 02/27/20 10:59
Analyst: NLK

Parameter	Result	Qualifier	Units	RL	MDL
Volatile Organics by EPA 5035 Low - Westborough Lab for sample(s): 01-02,04,07,09-10,14,16-19 Batch: WG1345187-5					
Methylene chloride	ND		ug/kg	5.0	--
1,1-Dichloroethane	ND		ug/kg	1.0	--
Chloroform	ND		ug/kg	1.5	--
Carbon tetrachloride	ND		ug/kg	1.0	--
1,2-Dichloropropane	ND		ug/kg	1.0	--
Dibromochloromethane	ND		ug/kg	1.0	--
1,1,2-Trichloroethane	ND		ug/kg	1.0	--
Tetrachloroethene	ND		ug/kg	0.50	--
Chlorobenzene	ND		ug/kg	0.50	--
Trichlorofluoromethane	ND		ug/kg	4.0	--
1,2-Dichloroethane	ND		ug/kg	1.0	--
1,1,1-Trichloroethane	ND		ug/kg	0.50	--
Bromodichloromethane	ND		ug/kg	0.50	--
trans-1,3-Dichloropropene	ND		ug/kg	1.0	--
cis-1,3-Dichloropropene	ND		ug/kg	0.50	--
1,3-Dichloropropene, Total	ND		ug/kg	0.50	--
1,1-Dichloropropene	ND		ug/kg	0.50	--
Bromoform	ND		ug/kg	4.0	--
1,1,2,2-Tetrachloroethane	ND		ug/kg	0.50	--
Benzene	ND		ug/kg	0.50	--
Toluene	ND		ug/kg	1.0	--
Ethylbenzene	ND		ug/kg	1.0	--
Chloromethane	ND		ug/kg	4.0	--
Bromomethane	ND		ug/kg	2.0	--
Vinyl chloride	ND		ug/kg	1.0	--
Chloroethane	ND		ug/kg	2.0	--
1,1-Dichloroethene	ND		ug/kg	1.0	--
trans-1,2-Dichloroethene	ND		ug/kg	1.5	--
Trichloroethene	ND		ug/kg	0.50	--

Project Name: SALEM DEPOT
Project Number: 52223.00

Lab Number: L2008252
Report Date: 03/03/20

Method Blank Analysis
Batch Quality Control

Analytical Method: 1,8260C
Analytical Date: 02/27/20 10:59
Analyst: NLK

Parameter	Result	Qualifier	Units	RL	MDL
Volatile Organics by EPA 5035 Low - Westborough Lab for sample(s): 01-02,04,07,09-10,14,16-19 Batch: WG1345187-5					
1,2-Dichlorobenzene	ND		ug/kg	2.0	--
1,3-Dichlorobenzene	ND		ug/kg	2.0	--
1,4-Dichlorobenzene	ND		ug/kg	2.0	--
Methyl tert butyl ether	ND		ug/kg	2.0	--
p/m-Xylene	ND		ug/kg	2.0	--
o-Xylene	ND		ug/kg	1.0	--
Xylenes, Total	ND		ug/kg	1.0	--
cis-1,2-Dichloroethene	ND		ug/kg	1.0	--
1,2-Dichloroethene, Total	ND		ug/kg	1.0	--
Dibromomethane	ND		ug/kg	2.0	--
1,2,3-Trichloropropane	ND		ug/kg	2.0	--
Styrene	ND		ug/kg	1.0	--
Dichlorodifluoromethane	ND		ug/kg	10	--
Acetone	ND		ug/kg	25	--
Carbon disulfide	ND		ug/kg	10	--
2-Butanone	ND		ug/kg	10	--
4-Methyl-2-pentanone	ND		ug/kg	10	--
2-Hexanone	ND		ug/kg	10	--
Bromochloromethane	ND		ug/kg	2.0	--
Tetrahydrofuran	ND		ug/kg	4.0	--
2,2-Dichloropropane	ND		ug/kg	2.0	--
1,2-Dibromoethane	ND		ug/kg	1.0	--
1,1,1,2-Tetrachloroethane	ND		ug/kg	0.50	--
Bromobenzene	ND		ug/kg	2.0	--
n-Butylbenzene	ND		ug/kg	1.0	--
sec-Butylbenzene	ND		ug/kg	1.0	--
tert-Butylbenzene	ND		ug/kg	2.0	--
1,3,5-Trichlorobenzene	ND		ug/kg	2.0	--
o-Chlorotoluene	ND		ug/kg	2.0	--

Project Name: SALEM DEPOT
Project Number: 52223.00
Lab Number: L2008252
Report Date: 03/03/20

Method Blank Analysis
Batch Quality Control

Analytical Method: 1,8260C
Analytical Date: 02/27/20 10:59
Analyst: NLK

Parameter	Result	Qualifier	Units	RL	MDL
Volatile Organics by EPA 5035 Low - Westborough Lab for sample(s): 01-02,04,07,09-10,14,16-19 Batch: WG1345187-5					
p-Chlorotoluene	ND		ug/kg	2.0	--
1,2-Dibromo-3-chloropropane	ND		ug/kg	3.0	--
Hexachlorobutadiene	ND		ug/kg	4.0	--
Isopropylbenzene	ND		ug/kg	1.0	--
p-Isopropyltoluene	ND		ug/kg	1.0	--
Naphthalene	ND		ug/kg	4.0	--
n-Propylbenzene	ND		ug/kg	1.0	--
1,2,3-Trichlorobenzene	ND		ug/kg	2.0	--
1,2,4-Trichlorobenzene	ND		ug/kg	2.0	--
1,3,5-Trimethylbenzene	ND		ug/kg	2.0	--
1,2,4-Trimethylbenzene	ND		ug/kg	2.0	--
Ethyl ether	ND		ug/kg	2.0	--
Isopropyl Ether	ND		ug/kg	2.0	--
Tert-Butyl Alcohol	ND		ug/kg	20	--
Ethyl-Tert-Butyl-Ether	ND		ug/kg	2.0	--
Tertiary-Amyl Methyl Ether	ND		ug/kg	2.0	--
1,4-Dioxane	ND		ug/kg	80	--

Surrogate	%Recovery	Qualifier	Acceptance Criteria
1,2-Dichloroethane-d4	105		70-130
Toluene-d8	96		70-130
4-Bromofluorobenzene	98		70-130
Dibromofluoromethane	109		70-130

Project Name: SALEM DEPOT
Project Number: 52223.00

Lab Number: L2008252
Report Date: 03/03/20

Method Blank Analysis
Batch Quality Control

Analytical Method: 1,8260C
Analytical Date: 02/27/20 11:46
Analyst: NLK

Parameter	Result	Qualifier	Units	RL	MDL
Volatile Organics by EPA 5035 High - Westborough Lab for sample(s): 03,13 Batch: WG1345211-5					
Methylene chloride	ND		ug/kg	250	--
1,1-Dichloroethane	ND		ug/kg	50	--
Chloroform	ND		ug/kg	75	--
Carbon tetrachloride	ND		ug/kg	50	--
1,2-Dichloropropane	ND		ug/kg	50	--
Dibromochloromethane	ND		ug/kg	50	--
1,1,2-Trichloroethane	ND		ug/kg	50	--
Tetrachloroethene	ND		ug/kg	25	--
Chlorobenzene	ND		ug/kg	25	--
Trichlorofluoromethane	ND		ug/kg	200	--
1,2-Dichloroethane	ND		ug/kg	50	--
1,1,1-Trichloroethane	ND		ug/kg	25	--
Bromodichloromethane	ND		ug/kg	25	--
trans-1,3-Dichloropropene	ND		ug/kg	50	--
cis-1,3-Dichloropropene	ND		ug/kg	25	--
1,3-Dichloropropene, Total	ND		ug/kg	25	--
1,1-Dichloropropene	ND		ug/kg	25	--
Bromoform	ND		ug/kg	200	--
1,1,2,2-Tetrachloroethane	ND		ug/kg	25	--
Benzene	ND		ug/kg	25	--
Toluene	ND		ug/kg	50	--
Ethylbenzene	ND		ug/kg	50	--
Chloromethane	ND		ug/kg	200	--
Bromomethane	ND		ug/kg	100	--
Vinyl chloride	ND		ug/kg	50	--
Chloroethane	ND		ug/kg	100	--
1,1-Dichloroethene	ND		ug/kg	50	--
trans-1,2-Dichloroethene	ND		ug/kg	75	--
Trichloroethene	ND		ug/kg	25	--

Project Name: SALEM DEPOT
Project Number: 52223.00

Lab Number: L2008252
Report Date: 03/03/20

Method Blank Analysis
Batch Quality Control

Analytical Method: 1,8260C
Analytical Date: 02/27/20 11:46
Analyst: NLK

Parameter	Result	Qualifier	Units	RL	MDL
Volatile Organics by EPA 5035 High - Westborough Lab for sample(s): 03,13 Batch: WG1345211-5					
1,2-Dichlorobenzene	ND		ug/kg	100	--
1,3-Dichlorobenzene	ND		ug/kg	100	--
1,4-Dichlorobenzene	ND		ug/kg	100	--
Methyl tert butyl ether	ND		ug/kg	100	--
p/m-Xylene	ND		ug/kg	100	--
o-Xylene	ND		ug/kg	50	--
Xylenes, Total	ND		ug/kg	50	--
cis-1,2-Dichloroethene	ND		ug/kg	50	--
1,2-Dichloroethene, Total	ND		ug/kg	50	--
Dibromomethane	ND		ug/kg	100	--
1,2,3-Trichloropropane	ND		ug/kg	100	--
Styrene	ND		ug/kg	50	--
Dichlorodifluoromethane	ND		ug/kg	500	--
Acetone	5200		ug/kg	500	--
Carbon disulfide	ND		ug/kg	500	--
2-Butanone	ND		ug/kg	500	--
4-Methyl-2-pentanone	ND		ug/kg	500	--
2-Hexanone	ND		ug/kg	500	--
Bromochloromethane	ND		ug/kg	100	--
Tetrahydrofuran	ND		ug/kg	200	--
2,2-Dichloropropane	ND		ug/kg	100	--
1,2-Dibromoethane	ND		ug/kg	50	--
1,1,1,2-Tetrachloroethane	ND		ug/kg	25	--
Bromobenzene	ND		ug/kg	100	--
n-Butylbenzene	ND		ug/kg	50	--
sec-Butylbenzene	ND		ug/kg	50	--
tert-Butylbenzene	ND		ug/kg	100	--
1,3,5-Trichlorobenzene	ND		ug/kg	100	--
o-Chlorotoluene	ND		ug/kg	100	--

Project Name: SALEM DEPOT
Project Number: 52223.00

Lab Number: L2008252
Report Date: 03/03/20

Method Blank Analysis
Batch Quality Control

Analytical Method: 1,8260C
Analytical Date: 02/27/20 11:46
Analyst: NLK

Parameter	Result	Qualifier	Units	RL	MDL
Volatile Organics by EPA 5035 High - Westborough Lab for sample(s): 03,13 Batch: WG1345211-5					
p-Chlorotoluene	ND		ug/kg	100	--
1,2-Dibromo-3-chloropropane	ND		ug/kg	150	--
Hexachlorobutadiene	ND		ug/kg	200	--
Isopropylbenzene	ND		ug/kg	50	--
p-Isopropyltoluene	ND		ug/kg	50	--
Naphthalene	ND		ug/kg	200	--
n-Propylbenzene	ND		ug/kg	50	--
1,2,3-Trichlorobenzene	ND		ug/kg	100	--
1,2,4-Trichlorobenzene	ND		ug/kg	100	--
1,3,5-Trimethylbenzene	ND		ug/kg	100	--
1,2,4-Trimethylbenzene	ND		ug/kg	100	--
Ethyl ether	ND		ug/kg	100	--
Isopropyl Ether	ND		ug/kg	100	--
Tert-Butyl Alcohol	ND		ug/kg	1000	--
Ethyl-Tert-Butyl-Ether	ND		ug/kg	100	--
Tertiary-Amyl Methyl Ether	ND		ug/kg	100	--
1,4-Dioxane	ND		ug/kg	4000	--

Surrogate	%Recovery	Qualifier	Acceptance Criteria
1,2-Dichloroethane-d4	108		70-130
Toluene-d8	106		70-130
4-Bromofluorobenzene	105		70-130
Dibromofluoromethane	93		70-130

Project Name: SALEM DEPOT **Lab Number:** L2008252

Project Number: 52223.00 **Report Date:** 03/03/20

Method Blank Analysis
Batch Quality Control

Analytical Method: 1,8260C
Analytical Date: 02/27/20 18:40
Analyst: AD

Parameter	Result	Qualifier	Units	RL	MDL
Volatile Organics by EPA 5035 Low - Westborough Lab for sample(s): 05-06,08,12 Batch: WG1345277-5					
Methylene chloride	ND		ug/kg	5.0	--
1,1-Dichloroethane	ND		ug/kg	1.0	--
Chloroform	ND		ug/kg	1.5	--
Carbon tetrachloride	ND		ug/kg	1.0	--
1,2-Dichloropropane	ND		ug/kg	1.0	--
Dibromochloromethane	ND		ug/kg	1.0	--
1,1,2-Trichloroethane	ND		ug/kg	1.0	--
Tetrachloroethene	ND		ug/kg	0.50	--
Chlorobenzene	ND		ug/kg	0.50	--
Trichlorofluoromethane	ND		ug/kg	4.0	--
1,2-Dichloroethane	ND		ug/kg	1.0	--
1,1,1-Trichloroethane	ND		ug/kg	0.50	--
Bromodichloromethane	ND		ug/kg	0.50	--
trans-1,3-Dichloropropene	ND		ug/kg	1.0	--
cis-1,3-Dichloropropene	ND		ug/kg	0.50	--
1,3-Dichloropropene, Total	ND		ug/kg	0.50	--
1,1-Dichloropropene	ND		ug/kg	0.50	--
Bromoform	ND		ug/kg	4.0	--
1,1,2,2-Tetrachloroethane	ND		ug/kg	0.50	--
Benzene	ND		ug/kg	0.50	--
Toluene	ND		ug/kg	1.0	--
Ethylbenzene	ND		ug/kg	1.0	--
Chloromethane	ND		ug/kg	4.0	--
Bromomethane	ND		ug/kg	2.0	--
Vinyl chloride	ND		ug/kg	1.0	--
Chloroethane	ND		ug/kg	2.0	--
1,1-Dichloroethene	ND		ug/kg	1.0	--
trans-1,2-Dichloroethene	ND		ug/kg	1.5	--
Trichloroethene	ND		ug/kg	0.50	--

Project Name: SALEM DEPOT **Lab Number:** L2008252

Project Number: 52223.00 **Report Date:** 03/03/20

Method Blank Analysis
Batch Quality Control

Analytical Method: 1,8260C
Analytical Date: 02/27/20 18:40
Analyst: AD

Parameter	Result	Qualifier	Units	RL	MDL
Volatile Organics by EPA 5035 Low - Westborough Lab for sample(s): 05-06,08,12 Batch: WG1345277-5					
1,2-Dichlorobenzene	ND		ug/kg	2.0	--
1,3-Dichlorobenzene	ND		ug/kg	2.0	--
1,4-Dichlorobenzene	ND		ug/kg	2.0	--
Methyl tert butyl ether	ND		ug/kg	2.0	--
p/m-Xylene	ND		ug/kg	2.0	--
o-Xylene	ND		ug/kg	1.0	--
Xylenes, Total	ND		ug/kg	1.0	--
cis-1,2-Dichloroethene	ND		ug/kg	1.0	--
1,2-Dichloroethene, Total	ND		ug/kg	1.0	--
Dibromomethane	ND		ug/kg	2.0	--
1,2,3-Trichloropropane	ND		ug/kg	2.0	--
Styrene	ND		ug/kg	1.0	--
Dichlorodifluoromethane	ND		ug/kg	10	--
Acetone	ND		ug/kg	25	--
Carbon disulfide	ND		ug/kg	10	--
2-Butanone	ND		ug/kg	10	--
4-Methyl-2-pentanone	ND		ug/kg	10	--
2-Hexanone	ND		ug/kg	10	--
Bromochloromethane	ND		ug/kg	2.0	--
Tetrahydrofuran	ND		ug/kg	4.0	--
2,2-Dichloropropane	ND		ug/kg	2.0	--
1,2-Dibromoethane	ND		ug/kg	1.0	--
1,1,1,2-Tetrachloroethane	ND		ug/kg	0.50	--
Bromobenzene	ND		ug/kg	2.0	--
n-Butylbenzene	ND		ug/kg	1.0	--
sec-Butylbenzene	ND		ug/kg	1.0	--
tert-Butylbenzene	ND		ug/kg	2.0	--
1,3,5-Trichlorobenzene	ND		ug/kg	2.0	--
o-Chlorotoluene	ND		ug/kg	2.0	--

Project Name: SALEM DEPOT
Project Number: 52223.00
Lab Number: L2008252
Report Date: 03/03/20

Method Blank Analysis
Batch Quality Control

Analytical Method: 1,8260C
Analytical Date: 02/27/20 18:40
Analyst: AD

Parameter	Result	Qualifier	Units	RL	MDL
Volatile Organics by EPA 5035 Low - Westborough Lab for sample(s): 05-06,08,12 Batch: WG1345277-5					
p-Chlorotoluene	ND		ug/kg	2.0	--
1,2-Dibromo-3-chloropropane	ND		ug/kg	3.0	--
Hexachlorobutadiene	ND		ug/kg	4.0	--
Isopropylbenzene	ND		ug/kg	1.0	--
p-Isopropyltoluene	ND		ug/kg	1.0	--
Naphthalene	ND		ug/kg	4.0	--
n-Propylbenzene	ND		ug/kg	1.0	--
1,2,3-Trichlorobenzene	ND		ug/kg	2.0	--
1,2,4-Trichlorobenzene	ND		ug/kg	2.0	--
1,3,5-Trimethylbenzene	ND		ug/kg	2.0	--
1,2,4-Trimethylbenzene	ND		ug/kg	2.0	--
Ethyl ether	ND		ug/kg	2.0	--
Isopropyl Ether	ND		ug/kg	2.0	--
Tert-Butyl Alcohol	ND		ug/kg	20	--
Ethyl-Tert-Butyl-Ether	ND		ug/kg	2.0	--
Tertiary-Amyl Methyl Ether	ND		ug/kg	2.0	--
1,4-Dioxane	ND		ug/kg	80	--

Surrogate	%Recovery	Qualifier	Acceptance Criteria
1,2-Dichloroethane-d4	100		70-130
Toluene-d8	95		70-130
4-Bromofluorobenzene	104		70-130
Dibromofluoromethane	104		70-130

Project Name: SALEM DEPOT
Project Number: 52223.00

Lab Number: L2008252
Report Date: 03/03/20

Method Blank Analysis
Batch Quality Control

Analytical Method: 1,8260C
Analytical Date: 02/28/20 05:45
Analyst: MV

Parameter	Result	Qualifier	Units	RL	MDL
Volatile Organics by EPA 5035 Low - Westborough Lab for sample(s): 11 Batch: WG1345591-5					
Methylene chloride	ND		ug/kg	5.0	--
1,1-Dichloroethane	ND		ug/kg	1.0	--
Chloroform	ND		ug/kg	1.5	--
Carbon tetrachloride	ND		ug/kg	1.0	--
1,2-Dichloropropane	ND		ug/kg	1.0	--
Dibromochloromethane	ND		ug/kg	1.0	--
1,1,2-Trichloroethane	ND		ug/kg	1.0	--
Tetrachloroethene	ND		ug/kg	0.50	--
Chlorobenzene	ND		ug/kg	0.50	--
Trichlorofluoromethane	ND		ug/kg	4.0	--
1,2-Dichloroethane	ND		ug/kg	1.0	--
1,1,1-Trichloroethane	ND		ug/kg	0.50	--
Bromodichloromethane	ND		ug/kg	0.50	--
trans-1,3-Dichloropropene	ND		ug/kg	1.0	--
cis-1,3-Dichloropropene	ND		ug/kg	0.50	--
1,3-Dichloropropene, Total	ND		ug/kg	0.50	--
1,1-Dichloropropene	ND		ug/kg	0.50	--
Bromoform	ND		ug/kg	4.0	--
1,1,2,2-Tetrachloroethane	ND		ug/kg	0.50	--
Benzene	ND		ug/kg	0.50	--
Toluene	ND		ug/kg	1.0	--
Ethylbenzene	ND		ug/kg	1.0	--
Chloromethane	ND		ug/kg	4.0	--
Bromomethane	ND		ug/kg	2.0	--
Vinyl chloride	ND		ug/kg	1.0	--
Chloroethane	ND		ug/kg	2.0	--
1,1-Dichloroethene	ND		ug/kg	1.0	--
trans-1,2-Dichloroethene	ND		ug/kg	1.5	--
Trichloroethene	ND		ug/kg	0.50	--

Project Name: SALEM DEPOT
Project Number: 52223.00

Lab Number: L2008252
Report Date: 03/03/20

Method Blank Analysis
Batch Quality Control

Analytical Method: 1,8260C
Analytical Date: 02/28/20 05:45
Analyst: MV

Parameter	Result	Qualifier	Units	RL	MDL
Volatile Organics by EPA 5035 Low - Westborough Lab for sample(s): 11 Batch: WG1345591-5					
1,2-Dichlorobenzene	ND		ug/kg	2.0	--
1,3-Dichlorobenzene	ND		ug/kg	2.0	--
1,4-Dichlorobenzene	ND		ug/kg	2.0	--
Methyl tert butyl ether	ND		ug/kg	2.0	--
p/m-Xylene	ND		ug/kg	2.0	--
o-Xylene	ND		ug/kg	1.0	--
Xylenes, Total	ND		ug/kg	1.0	--
cis-1,2-Dichloroethene	ND		ug/kg	1.0	--
1,2-Dichloroethene, Total	ND		ug/kg	1.0	--
Dibromomethane	ND		ug/kg	2.0	--
1,2,3-Trichloropropane	ND		ug/kg	2.0	--
Styrene	ND		ug/kg	1.0	--
Dichlorodifluoromethane	ND		ug/kg	10	--
Acetone	ND		ug/kg	25	--
Carbon disulfide	ND		ug/kg	10	--
2-Butanone	ND		ug/kg	10	--
4-Methyl-2-pentanone	ND		ug/kg	10	--
2-Hexanone	ND		ug/kg	10	--
Bromochloromethane	ND		ug/kg	2.0	--
Tetrahydrofuran	ND		ug/kg	4.0	--
2,2-Dichloropropane	ND		ug/kg	2.0	--
1,2-Dibromoethane	ND		ug/kg	1.0	--
1,1,1,2-Tetrachloroethane	ND		ug/kg	0.50	--
Bromobenzene	ND		ug/kg	2.0	--
n-Butylbenzene	ND		ug/kg	1.0	--
sec-Butylbenzene	ND		ug/kg	1.0	--
tert-Butylbenzene	ND		ug/kg	2.0	--
1,3,5-Trichlorobenzene	ND		ug/kg	2.0	--
o-Chlorotoluene	ND		ug/kg	2.0	--

Project Name: SALEM DEPOT
Project Number: 52223.00

Lab Number: L2008252
Report Date: 03/03/20

Method Blank Analysis
Batch Quality Control

Analytical Method: 1,8260C
Analytical Date: 02/28/20 05:45
Analyst: MV

Parameter	Result	Qualifier	Units	RL	MDL
Volatile Organics by EPA 5035 Low - Westborough Lab for sample(s): 11 Batch: WG1345591-5					
p-Chlorotoluene	ND		ug/kg	2.0	--
1,2-Dibromo-3-chloropropane	ND		ug/kg	3.0	--
Hexachlorobutadiene	ND		ug/kg	4.0	--
Isopropylbenzene	ND		ug/kg	1.0	--
p-Isopropyltoluene	ND		ug/kg	1.0	--
Naphthalene	ND		ug/kg	4.0	--
n-Propylbenzene	ND		ug/kg	1.0	--
1,2,3-Trichlorobenzene	ND		ug/kg	2.0	--
1,2,4-Trichlorobenzene	ND		ug/kg	2.0	--
1,3,5-Trimethylbenzene	ND		ug/kg	2.0	--
1,2,4-Trimethylbenzene	ND		ug/kg	2.0	--
Ethyl ether	ND		ug/kg	2.0	--
Isopropyl Ether	ND		ug/kg	2.0	--
Tert-Butyl Alcohol	ND		ug/kg	20	--
Ethyl-Tert-Butyl-Ether	ND		ug/kg	2.0	--
Tertiary-Amyl Methyl Ether	ND		ug/kg	2.0	--
1,4-Dioxane	ND		ug/kg	80	--

Surrogate	%Recovery	Qualifier	Acceptance Criteria
1,2-Dichloroethane-d4	114		70-130
Toluene-d8	107		70-130
4-Bromofluorobenzene	102		70-130
Dibromofluoromethane	96		70-130

Project Name: SALEM DEPOT
Project Number: 52223.00

Lab Number: L2008252
Report Date: 03/03/20

Method Blank Analysis
Batch Quality Control

Analytical Method: 1,8260C
Analytical Date: 03/02/20 07:26
Analyst: MV

Parameter	Result	Qualifier	Units	RL	MDL
Volatile Organics by EPA 5035 Low - Westborough Lab for sample(s): 15 Batch: WG1346115-5					
Methylene chloride	ND		ug/kg	5.0	--
1,1-Dichloroethane	ND		ug/kg	1.0	--
Chloroform	ND		ug/kg	1.5	--
Carbon tetrachloride	ND		ug/kg	1.0	--
1,2-Dichloropropane	ND		ug/kg	1.0	--
Dibromochloromethane	ND		ug/kg	1.0	--
1,1,2-Trichloroethane	ND		ug/kg	1.0	--
Tetrachloroethene	ND		ug/kg	0.50	--
Chlorobenzene	ND		ug/kg	0.50	--
Trichlorofluoromethane	ND		ug/kg	4.0	--
1,2-Dichloroethane	ND		ug/kg	1.0	--
1,1,1-Trichloroethane	ND		ug/kg	0.50	--
Bromodichloromethane	ND		ug/kg	0.50	--
trans-1,3-Dichloropropene	ND		ug/kg	1.0	--
cis-1,3-Dichloropropene	ND		ug/kg	0.50	--
1,3-Dichloropropene, Total	ND		ug/kg	0.50	--
1,1-Dichloropropene	ND		ug/kg	0.50	--
Bromoform	ND		ug/kg	4.0	--
1,1,2,2-Tetrachloroethane	ND		ug/kg	0.50	--
Benzene	ND		ug/kg	0.50	--
Toluene	ND		ug/kg	1.0	--
Ethylbenzene	ND		ug/kg	1.0	--
Chloromethane	ND		ug/kg	4.0	--
Bromomethane	ND		ug/kg	2.0	--
Vinyl chloride	ND		ug/kg	1.0	--
Chloroethane	ND		ug/kg	2.0	--
1,1-Dichloroethene	ND		ug/kg	1.0	--
trans-1,2-Dichloroethene	ND		ug/kg	1.5	--
Trichloroethene	ND		ug/kg	0.50	--

Project Name: SALEM DEPOT
Project Number: 52223.00

Lab Number: L2008252
Report Date: 03/03/20

Method Blank Analysis
Batch Quality Control

Analytical Method: 1,8260C
Analytical Date: 03/02/20 07:26
Analyst: MV

Parameter	Result	Qualifier	Units	RL	MDL
Volatile Organics by EPA 5035 Low - Westborough Lab for sample(s): 15 Batch: WG1346115-5					
1,2-Dichlorobenzene	ND		ug/kg	2.0	--
1,3-Dichlorobenzene	ND		ug/kg	2.0	--
1,4-Dichlorobenzene	ND		ug/kg	2.0	--
Methyl tert butyl ether	ND		ug/kg	2.0	--
p/m-Xylene	ND		ug/kg	2.0	--
o-Xylene	ND		ug/kg	1.0	--
Xylenes, Total	ND		ug/kg	1.0	--
cis-1,2-Dichloroethene	ND		ug/kg	1.0	--
1,2-Dichloroethene, Total	ND		ug/kg	1.0	--
Dibromomethane	ND		ug/kg	2.0	--
1,2,3-Trichloropropane	ND		ug/kg	2.0	--
Styrene	ND		ug/kg	1.0	--
Dichlorodifluoromethane	ND		ug/kg	10	--
Acetone	ND		ug/kg	25	--
Carbon disulfide	ND		ug/kg	10	--
2-Butanone	ND		ug/kg	10	--
4-Methyl-2-pentanone	ND		ug/kg	10	--
2-Hexanone	ND		ug/kg	10	--
Bromochloromethane	ND		ug/kg	2.0	--
Tetrahydrofuran	ND		ug/kg	4.0	--
2,2-Dichloropropane	ND		ug/kg	2.0	--
1,2-Dibromoethane	ND		ug/kg	1.0	--
1,1,1,2-Tetrachloroethane	ND		ug/kg	0.50	--
Bromobenzene	ND		ug/kg	2.0	--
n-Butylbenzene	ND		ug/kg	1.0	--
sec-Butylbenzene	ND		ug/kg	1.0	--
tert-Butylbenzene	ND		ug/kg	2.0	--
1,3,5-Trichlorobenzene	ND		ug/kg	2.0	--
o-Chlorotoluene	ND		ug/kg	2.0	--

Project Name: SALEM DEPOT
Project Number: 52223.00

Lab Number: L2008252
Report Date: 03/03/20

Method Blank Analysis
Batch Quality Control

Analytical Method: 1,8260C
Analytical Date: 03/02/20 07:26
Analyst: MV

Parameter	Result	Qualifier	Units	RL	MDL
Volatile Organics by EPA 5035 Low - Westborough Lab for sample(s): 15 Batch: WG1346115-5					
p-Chlorotoluene	ND		ug/kg	2.0	--
1,2-Dibromo-3-chloropropane	ND		ug/kg	3.0	--
Hexachlorobutadiene	ND		ug/kg	4.0	--
Isopropylbenzene	ND		ug/kg	1.0	--
p-Isopropyltoluene	ND		ug/kg	1.0	--
Naphthalene	ND		ug/kg	4.0	--
n-Propylbenzene	ND		ug/kg	1.0	--
1,2,3-Trichlorobenzene	ND		ug/kg	2.0	--
1,2,4-Trichlorobenzene	ND		ug/kg	2.0	--
1,3,5-Trimethylbenzene	ND		ug/kg	2.0	--
1,2,4-Trimethylbenzene	ND		ug/kg	2.0	--
Ethyl ether	ND		ug/kg	2.0	--
Isopropyl Ether	ND		ug/kg	2.0	--
Tert-Butyl Alcohol	ND		ug/kg	20	--
Ethyl-Tert-Butyl-Ether	ND		ug/kg	2.0	--
Tertiary-Amyl Methyl Ether	ND		ug/kg	2.0	--
1,4-Dioxane	ND		ug/kg	80	--

Surrogate	%Recovery	Qualifier	Acceptance Criteria
1,2-Dichloroethane-d4	109		70-130
Toluene-d8	106		70-130
4-Bromofluorobenzene	104		70-130
Dibromofluoromethane	92		70-130

Lab Control Sample Analysis
Batch Quality Control

Project Name: SALEM DEPOT
Project Number: 52223.00
Lab Number: L2008252
Report Date: 03/03/20

Parameter	LCS %Recovery	Qual	LCSD %Recovery	Qual	%Recovery Limits	RPD	Qual	RPD Limits
Volatile Organics by EPA 5035 Low - Westborough Lab Associated sample(s): 20-21 Batch: WG1345157-3 WG1345157-4								
Methylene chloride	112		109		70-130	3		30
1,1-Dichloroethane	122		115		70-130	6		30
Chloroform	115		110		70-130	4		30
Carbon tetrachloride	122		117		70-130	4		30
1,2-Dichloropropane	111		108		70-130	3		30
Dibromochloromethane	100		98		70-130	2		30
1,1,2-Trichloroethane	99		97		70-130	2		30
Tetrachloroethene	103		99		70-130	4		30
Chlorobenzene	96		93		70-130	3		30
Trichlorofluoromethane	95		92		70-139	3		30
1,2-Dichloroethane	110		107		70-130	3		30
1,1,1-Trichloroethane	124		120		70-130	3		30
Bromodichloromethane	111		107		70-130	4		30
trans-1,3-Dichloropropene	106		105		70-130	1		30
cis-1,3-Dichloropropene	118		113		70-130	4		30
1,1-Dichloropropene	122		119		70-130	2		30
Bromoform	81		80		70-130	1		30
1,1,2,2-Tetrachloroethane	88		87		70-130	1		30
Benzene	115		111		70-130	4		30
Toluene	100		98		70-130	2		30
Ethylbenzene	101		97		70-130	4		30
Chloromethane	**147**	Q	**140**	Q	52-130	5		30
Bromomethane	116		114		57-147	2		30

Lab Control Sample Analysis
Batch Quality Control

Project Name: SALEM DEPOT
Project Number: 52223.00
Lab Number: L2008252
Report Date: 03/03/20

Parameter	LCS %Recovery	Qual	LCSD %Recovery	Qual	%Recovery Limits	RPD	Qual	RPD Limits
Volatile Organics by EPA 5035 Low - Westborough Lab Associated sample(s): 20-21 Batch: WG1345157-3 WG1345157-4								
Vinyl chloride	100		93		67-130	7		30
Chloroethane	85		79		50-151	7		30
1,1-Dichloroethene	133		126		65-135	5		30
trans-1,2-Dichloroethene	125		120		70-130	4		30
Trichloroethene	116		112		70-130	4		30
1,2-Dichlorobenzene	93		92		70-130	1		30
1,3-Dichlorobenzene	96		92		70-130	4		30
1,4-Dichlorobenzene	91		88		70-130	3		30
Methyl tert butyl ether	118		116		66-130	2		30
p/m-Xylene	102		98		70-130	4		30
o-Xylene	99		97		70-130	2		30
cis-1,2-Dichloroethene	119		116		70-130	3		30
Dibromomethane	110		109		70-130	1		30
1,2,3-Trichloropropane	86		87		68-130	1		30
Styrene	102		99		70-130	3		30
Dichlorodifluoromethane	**188**	Q	**185**	Q	30-146	2		30
Acetone	118		115		54-140	3		30
Carbon disulfide	125		118		59-130	6		30
2-Butanone	94		99		70-130	5		30
4-Methyl-2-pentanone	94		96		70-130	2		30
2-Hexanone	96		94		70-130	2		30
Bromochloromethane	112		108		70-130	4		30
Tetrahydrofuran	115		111		66-130	4		30

Lab Control Sample Analysis
Batch Quality Control

Project Name: SALEM DEPOT
Project Number: 52223.00
Lab Number: L2008252
Report Date: 03/03/20

Parameter	LCS %Recovery	Qual	LCSD %Recovery	Qual	%Recovery Limits	RPD	Qual	RPD Limits
Volatile Organics by EPA 5035 Low - Westborough Lab Associated sample(s): 20-21 Batch: WG1345157-3 WG1345157-4								
2,2-Dichloropropane	122		116		70-130	5		30
1,2-Dibromoethane	101		100		70-130	1		30
1,1,1,2-Tetrachloroethane	100		95		70-130	5		30
Bromobenzene	91		89		70-130	2		30
n-Butylbenzene	102		99		70-130	3		30
sec-Butylbenzene	96		93		70-130	3		30
tert-Butylbenzene	96		93		70-130	3		30
1,3,5-Trichlorobenzene	98		95		70-139	3		30
o-Chlorotoluene	95		92		70-130	3		30
p-Chlorotoluene	95		91		70-130	4		30
1,2-Dibromo-3-chloropropane	87		90		68-130	3		30
Hexachlorobutadiene	94		90		67-130	4		30
Isopropylbenzene	97		93		70-130	4		30
p-Isopropyltoluene	101		98		70-130	3		30
Naphthalene	91		92		70-130	1		30
n-Propylbenzene	98		94		70-130	4		30
1,2,3-Trichlorobenzene	90		90		70-130	0		30
1,2,4-Trichlorobenzene	96		94		70-130	2		30
1,3,5-Trimethylbenzene	97		95		70-130	2		30
1,2,4-Trimethylbenzene	96		94		70-130	2		30
Ethyl ether	129		125		67-130	3		30
Isopropyl Ether	113		109		66-130	4		30
Tert-Butyl Alcohol	97		98		70-130	1		30

Lab Control Sample Analysis
Batch Quality Control

Project Name: SALEM DEPOT
Project Number: 52223.00
Lab Number: L2008252
Report Date: 03/03/20

Parameter	LCS %Recovery	Qual	LCSD %Recovery	Qual	%Recovery Limits	RPD	Qual	RPD Limits
Volatile Organics by EPA 5035 Low - Westborough Lab Associated sample(s): 20-21 Batch: WG1345157-3 WG1345157-4								
Ethyl-Tert-Butyl-Ether	114		113		70-130	1		30
Tertiary-Amyl Methyl Ether	110		108		70-130	2		30
1,4-Dioxane	110		116		65-136	5		30

Surrogate	LCS %Recovery	Qual	LCSD %Recovery	Qual	Acceptance Criteria
1,2-Dichloroethane-d4	96		95		70-130
Toluene-d8	95		93		70-130
4-Bromofluorobenzene	101		99		70-130
Dibromofluoromethane	105		104		70-130

Lab Control Sample Analysis
Batch Quality Control

Project Name: SALEM DEPOT
Project Number: 52223.00

Lab Number: L2008252
Report Date: 03/03/20

Parameter	LCS %Recovery	Qual	LCSD %Recovery	Qual	%Recovery Limits	RPD	Qual	RPD Limits
Volatile Organics by EPA 5035 Low - Westborough Lab Associated sample(s): 01-02,04,07,09-10,14,16-19 Batch: WG1345187-3 WG1345187-4								
Methylene chloride	106		106		70-130	0		30
1,1-Dichloroethane	119		118		70-130	1		30
Chloroform	113		112		70-130	1		30
Carbon tetrachloride	113		113		70-130	0		30
1,2-Dichloropropane	119		119		70-130	0		30
Dibromochloromethane	109		107		70-130	2		30
1,1,2-Trichloroethane	104		104		70-130	0		30
Tetrachloroethene	108		107		70-130	1		30
Chlorobenzene	103		103		70-130	0		30
Trichlorofluoromethane	108		103		70-139	5		30
1,2-Dichloroethane	117		116		70-130	1		30
1,1,1-Trichloroethane	116		114		70-130	2		30
Bromodichloromethane	113		114		70-130	1		30
trans-1,3-Dichloropropene	104		102		70-130	2		30
cis-1,3-Dichloropropene	113		113		70-130	0		30
1,1-Dichloropropene	108		108		70-130	0		30
Bromoform	103		102		70-130	1		30
1,1,2,2-Tetrachloroethane	99		98		70-130	1		30
Benzene	111		110		70-130	1		30
Toluene	102		101		70-130	1		30
Ethylbenzene	103		103		70-130	0		30
Chloromethane	111		108		52-130	3		30
Bromomethane	115		108		57-147	6		30

Lab Control Sample Analysis
Batch Quality Control

Project Name: SALEM DEPOT
Project Number: 52223.00

Lab Number: L2008252
Report Date: 03/03/20

Parameter	LCS %Recovery	Qual	LCSD %Recovery	Qual	%Recovery Limits	RPD	Qual	RPD Limits
Volatile Organics by EPA 5035 Low - Westborough Lab Associated sample(s): 01-02,04,07,09-10,14,16-19 Batch: WG1345187-3 WG1345187-4								
Vinyl chloride	110		107		67-130	3		30
Chloroethane	120		116		50-151	3		30
1,1-Dichloroethene	110		110		65-135	0		30
trans-1,2-Dichloroethene	114		113		70-130	1		30
Trichloroethene	116		116		70-130	0		30
1,2-Dichlorobenzene	101		100		70-130	1		30
1,3-Dichlorobenzene	101		100		70-130	1		30
1,4-Dichlorobenzene	99		99		70-130	0		30
Methyl tert butyl ether	108		107		66-130	1		30
p/m-Xylene	106		106		70-130	0		30
o-Xylene	106		106		70-130	0		30
cis-1,2-Dichloroethene	112		111		70-130	1		30
Dibromomethane	114		112		70-130	2		30
1,2,3-Trichloropropane	95		94		68-130	1		30
Styrene	108		108		70-130	0		30
Dichlorodifluoromethane	58		57		30-146	2		30
Acetone	137		125		54-140	9		30
Carbon disulfide	102		101		59-130	1		30
2-Butanone	125		125		70-130	0		30
4-Methyl-2-pentanone	112		111		70-130	1		30
2-Hexanone	118		115		70-130	3		30
Bromochloromethane	119		116		70-130	3		30
Tetrahydrofuran	**136**	Q	**132**	Q	66-130	3		30

Lab Control Sample Analysis
Batch Quality Control

Project Name: SALEM DEPOT
Project Number: 52223.00

Lab Number: L2008252
Report Date: 03/03/20

Parameter	LCS %Recovery	Qual	LCSD %Recovery	Qual	%Recovery Limits	RPD	Qual	RPD Limits
Volatile Organics by EPA 5035 Low - Westborough Lab Associated sample(s): 01-02,04,07,09-10,14,16-19 Batch: WG1345187-3 WG1345187-4								
2,2-Dichloropropane	113		112		70-130	1		30
1,2-Dibromoethane	103		102		70-130	1		30
1,1,1,2-Tetrachloroethane	108		106		70-130	2		30
Bromobenzene	100		99		70-130	1		30
n-Butylbenzene	100		100		70-130	0		30
sec-Butylbenzene	101		101		70-130	0		30
tert-Butylbenzene	101		101		70-130	0		30
1,3,5-Trichlorobenzene	104		103		70-139	1		30
o-Chlorotoluene	100		99		70-130	1		30
p-Chlorotoluene	98		98		70-130	0		30
1,2-Dibromo-3-chloropropane	95		94		68-130	1		30
Hexachlorobutadiene	103		104		67-130	1		30
Isopropylbenzene	101		100		70-130	1		30
p-Isopropyltoluene	101		102		70-130	1		30
Naphthalene	96		98		70-130	2		30
n-Propylbenzene	100		100		70-130	0		30
1,2,3-Trichlorobenzene	101		103		70-130	2		30
1,2,4-Trichlorobenzene	100		103		70-130	3		30
1,3,5-Trimethylbenzene	101		100		70-130	1		30
1,2,4-Trimethylbenzene	100		101		70-130	1		30
Ethyl ether	113		110		67-130	3		30
Isopropyl Ether	**137**	Q	**137**	Q	66-130	0		30
Tert-Butyl Alcohol	123		118		70-130	4		30

Lab Control Sample Analysis

Batch Quality Control

Project Name: SALEM DEPOT

Project Number: 52223.00

Lab Number: L2008252

Report Date: 03/03/20

Parameter	LCS %Recovery	Qual	LCSD %Recovery	Qual	%Recovery Limits	RPD	Qual	RPD Limits
Volatile Organics by EPA 5035 Low - Westborough Lab Associated sample(s): 01-02,04,07,09-10,14,16-19 Batch: WG1345187-3 WG1345187-4								
Ethyl-Tert-Butyl-Ether	122		122		70-130	0		30
Tertiary-Amyl Methyl Ether	110		109		70-130	1		30
1,4-Dioxane	125		126		65-136	1		30

Surrogate	LCS %Recovery	Qual	LCSD %Recovery	Qual	Acceptance Criteria
1,2-Dichloroethane-d4	103		104		70-130
Toluene-d8	97		97		70-130
4-Bromofluorobenzene	95		96		70-130
Dibromofluoromethane	108		107		70-130

Lab Control Sample Analysis
Batch Quality Control

Project Name: SALEM DEPOT
Project Number: 52223.00

Lab Number: L2008252
Report Date: 03/03/20

Parameter	LCS %Recovery	Qual	LCSD %Recovery	Qual	%Recovery Limits	RPD	Qual	RPD Limits
Volatile Organics by EPA 5035 High - Westborough Lab Associated sample(s): 03,13 Batch: WG1345211-3 WG1345211-4								
Methylene chloride	96		95		70-130	1		30
1,1-Dichloroethane	113		112		70-130	1		30
Chloroform	97		98		70-130	1		30
Carbon tetrachloride	100		100		70-130	0		30
1,2-Dichloropropane	111		110		70-130	1		30
Dibromochloromethane	92		92		70-130	0		30
1,1,2-Trichloroethane	103		102		70-130	1		30
Tetrachloroethene	96		96		70-130	0		30
Chlorobenzene	97		97		70-130	0		30
Trichlorofluoromethane	101		100		70-139	1		30
1,2-Dichloroethane	106		106		70-130	0		30
1,1,1-Trichloroethane	94		94		70-130	0		30
Bromodichloromethane	93		94		70-130	1		30
trans-1,3-Dichloropropene	111		110		70-130	1		30
cis-1,3-Dichloropropene	99		99		70-130	0		30
1,1-Dichloropropene	103		102		70-130	1		30
Bromoform	98		98		70-130	0		30
1,1,2,2-Tetrachloroethane	101		100		70-130	1		30
Benzene	97		97		70-130	0		30
Toluene	105		104		70-130	1		30
Ethylbenzene	107		106		70-130	1		30
Chloromethane	116		114		52-130	2		30
Bromomethane	108		99		57-147	9		30

Lab Control Sample Analysis
Batch Quality Control

Project Name: SALEM DEPOT
Project Number: 52223.00
Lab Number: L2008252
Report Date: 03/03/20

Parameter	LCS %Recovery	Qual	LCSD %Recovery	Qual	%Recovery Limits	RPD	Qual	RPD Limits
Volatile Organics by EPA 5035 High - Westborough Lab Associated sample(s): 03,13 Batch: WG1345211-3 WG1345211-4								
Vinyl chloride	112		110		67-130	2		30
Chloroethane	107		104		50-151	3		30
1,1-Dichloroethene	100		99		65-135	1		30
trans-1,2-Dichloroethene	99		99		70-130	0		30
Trichloroethene	93		93		70-130	0		30
1,2-Dichlorobenzene	102		101		70-130	1		30
1,3-Dichlorobenzene	103		104		70-130	1		30
1,4-Dichlorobenzene	101		100		70-130	1		30
Methyl tert butyl ether	100		99		66-130	1		30
p/m-Xylene	103		102		70-130	1		30
o-Xylene	100		99		70-130	1		30
cis-1,2-Dichloroethene	95		96		70-130	1		30
Dibromomethane	92		92		70-130	0		30
1,2,3-Trichloropropane	108		108		68-130	0		30
Styrene	102		101		70-130	1		30
Dichlorodifluoromethane	88		86		30-146	2		30
Acetone	109		108		54-140	1		30
Carbon disulfide	99		97		59-130	2		30
2-Butanone	112		106		70-130	6		30
4-Methyl-2-pentanone	125		122		70-130	2		30
2-Hexanone	108		106		70-130	2		30
Bromochloromethane	89		88		70-130	1		30
Tetrahydrofuran	112		111		66-130	1		30

Lab Control Sample Analysis
Batch Quality Control

Project Name: SALEM DEPOT
Project Number: 52223.00
Lab Number: L2008252
Report Date: 03/03/20

Parameter	LCS %Recovery	Qual	LCSD %Recovery	Qual	%Recovery Limits	RPD	Qual	RPD Limits
Volatile Organics by EPA 5035 High - Westborough Lab Associated sample(s): 03,13 Batch: WG1345211-3 WG1345211-4								
2,2-Dichloropropane	100		99		70-130	1		30
1,2-Dibromoethane	103		102		70-130	1		30
1,1,1,2-Tetrachloroethane	93		93		70-130	0		30
Bromobenzene	103		104		70-130	1		30
n-Butylbenzene	115		114		70-130	1		30
sec-Butylbenzene	111		111		70-130	0		30
tert-Butylbenzene	108		108		70-130	0		30
1,3,5-Trichlorobenzene	110		110		70-139	0		30
o-Chlorotoluene	110		108		70-130	2		30
p-Chlorotoluene	110		109		70-130	1		30
1,2-Dibromo-3-chloropropane	98		97		68-130	1		30
Hexachlorobutadiene	111		111		67-130	0		30
Isopropylbenzene	112		111		70-130	1		30
p-Isopropyltoluene	111		110		70-130	1		30
Naphthalene	103		102		70-130	1		30
n-Propylbenzene	112		112		70-130	0		30
1,2,3-Trichlorobenzene	105		105		70-130	0		30
1,2,4-Trichlorobenzene	109		109		70-130	0		30
1,3,5-Trimethylbenzene	110		110		70-130	0		30
1,2,4-Trimethylbenzene	112		111		70-130	1		30
Ethyl ether	102		100		67-130	2		30
Isopropyl Ether	116		116		66-130	0		30
Tert-Butyl Alcohol	104		101		70-130	3		30

Lab Control Sample Analysis
Batch Quality Control

Project Name: SALEM DEPOT
Project Number: 52223.00
Lab Number: L2008252
Report Date: 03/03/20

Parameter	LCS %Recovery	Qual	LCSD %Recovery	Qual	%Recovery Limits	RPD	Qual	RPD Limits
Volatile Organics by EPA 5035 High - Westborough Lab Associated sample(s): 03,13 Batch: WG1345211-3 WG1345211-4								
Ethyl-Tert-Butyl-Ether	111		110		70-130	1		30
Tertiary-Amyl Methyl Ether	98		98		70-130	0		30
1,4-Dioxane	108		103		65-136	5		30

Surrogate	LCS %Recovery	Qual	LCSD %Recovery	Qual	Acceptance Criteria
1,2-Dichloroethane-d4	109		109		70-130
Toluene-d8	108		106		70-130
4-Bromofluorobenzene	105		107		70-130
Dibromofluoromethane	97		98		70-130

Lab Control Sample Analysis
Batch Quality Control

Project Name: SALEM DEPOT
Project Number: 52223.00
Lab Number: L2008252
Report Date: 03/03/20

Parameter	LCS %Recovery	Qual	LCSD %Recovery	Qual	%Recovery Limits	RPD	Qual	RPD Limits
Volatile Organics by EPA 5035 Low - Westborough Lab Associated sample(s): 05-06,08,12 Batch: WG1345277-3 WG1345277-4								
Methylene chloride	113		114		70-130	1		30
1,1-Dichloroethane	122		121		70-130	1		30
Chloroform	118		117		70-130	1		30
Carbon tetrachloride	118		117		70-130	1		30
1,2-Dichloropropane	114		113		70-130	1		30
Dibromochloromethane	98		101		70-130	3		30
1,1,2-Trichloroethane	101		101		70-130	0		30
Tetrachloroethene	98		100		70-130	2		30
Chlorobenzene	95		97		70-130	2		30
Trichlorofluoromethane	83		88		70-139	6		30
1,2-Dichloroethane	113		112		70-130	1		30
1,1,1-Trichloroethane	121		124		70-130	2		30
Bromodichloromethane	114		112		70-130	2		30
trans-1,3-Dichloropropene	106		108		70-130	2		30
cis-1,3-Dichloropropene	119		120		70-130	1		30
1,1-Dichloropropene	121		121		70-130	0		30
Bromoform	78		78		70-130	0		30
1,1,2,2-Tetrachloroethane	90		87		70-130	3		30
Benzene	117		117		70-130	0		30
Toluene	101		103		70-130	2		30
Ethylbenzene	100		101		70-130	1		30
Chloromethane	**143**	Q	**145**	Q	52-130	1		30
Bromomethane	118		130		57-147	10		30

Lab Control Sample Analysis
Batch Quality Control

Project Name: SALEM DEPOT
Project Number: 52223.00
Lab Number: L2008252
Report Date: 03/03/20

Parameter	LCS %Recovery	Qual	LCSD %Recovery	Qual	%Recovery Limits	RPD	Qual	RPD Limits
Volatile Organics by EPA 5035 Low - Westborough Lab Associated sample(s): 05-06,08,12 Batch: WG1345277-3 WG1345277-4								
Vinyl chloride	94		96		67-130	2		30
Chloroethane	84		84		50-151	0		30
1,1-Dichloroethene	125		127		65-135	2		30
trans-1,2-Dichloroethene	121		122		70-130	1		30
Trichloroethene	118		117		70-130	1		30
1,2-Dichlorobenzene	93		93		70-130	0		30
1,3-Dichlorobenzene	95		96		70-130	1		30
1,4-Dichlorobenzene	91		90		70-130	1		30
Methyl tert butyl ether	118		118		66-130	0		30
p/m-Xylene	101		103		70-130	2		30
o-Xylene	100		102		70-130	2		30
cis-1,2-Dichloroethene	122		121		70-130	1		30
Dibromomethane	114		114		70-130	0		30
1,2,3-Trichloropropane	88		88		68-130	0		30
Styrene	103		104		70-130	1		30
Dichlorodifluoromethane	**169**	Q	**184**	Q	30-146	8		30
Acetone	130		118		54-140	10		30
Carbon disulfide	118		120		59-130	2		30
2-Butanone	82		77		70-130	6		30
4-Methyl-2-pentanone	95		95		70-130	0		30
2-Hexanone	96		89		70-130	8		30
Bromochloromethane	113		110		70-130	3		30
Tetrahydrofuran	112		109		66-130	3		30

Lab Control Sample Analysis
Batch Quality Control

Project Name: SALEM DEPOT
Project Number: 52223.00
Lab Number: L2008252
Report Date: 03/03/20

Parameter	LCS %Recovery	Qual	LCSD %Recovery	Qual	%Recovery Limits	RPD	Qual	RPD Limits
Volatile Organics by EPA 5035 Low - Westborough Lab Associated sample(s): 05-06,08,12 Batch: WG1345277-3 WG1345277-4								
2,2-Dichloropropane	119		118		70-130	1		30
1,2-Dibromoethane	100		101		70-130	1		30
1,1,1,2-Tetrachloroethane	98		98		70-130	0		30
Bromobenzene	91		90		70-130	1		30
n-Butylbenzene	102		101		70-130	1		30
sec-Butylbenzene	95		95		70-130	0		30
tert-Butylbenzene	94		94		70-130	0		30
1,3,5-Trichlorobenzene	96		96		70-139	0		30
o-Chlorotoluene	97		96		70-130	1		30
p-Chlorotoluene	95		95		70-130	0		30
1,2-Dibromo-3-chloropropane	87		85		68-130	2		30
Hexachlorobutadiene	87		87		67-130	0		30
Isopropylbenzene	96		96		70-130	0		30
p-Isopropyltoluene	99		99		70-130	0		30
Naphthalene	91		90		70-130	1		30
n-Propylbenzene	98		99		70-130	1		30
1,2,3-Trichlorobenzene	90		88		70-130	2		30
1,2,4-Trichlorobenzene	95		94		70-130	1		30
1,3,5-Trimethylbenzene	98		98		70-130	0		30
1,2,4-Trimethylbenzene	98		97		70-130	1		30
Ethyl ether	126		127		67-130	1		30
Isopropyl Ether	113		115		66-130	2		30
Tert-Butyl Alcohol	89		87		70-130	2		30

Lab Control Sample Analysis

Batch Quality Control

Project Name: SALEM DEPOT

Project Number: 52223.00

Lab Number: L2008252

Report Date: 03/03/20

Parameter	LCS %Recovery	Qual	LCSD %Recovery	Qual	%Recovery Limits	RPD	Qual	RPD Limits
Volatile Organics by EPA 5035 Low - Westborough Lab Associated sample(s): 05-06,08,12 Batch: WG1345277-3 WG1345277-4								
Ethyl-Tert-Butyl-Ether	116		116		70-130	0		30
Tertiary-Amyl Methyl Ether	109		110		70-130	1		30
1,4-Dioxane	109		104		65-136	5		30

Surrogate	LCS %Recovery	Qual	LCSD %Recovery	Qual	Acceptance Criteria
1,2-Dichloroethane-d4	99		96		70-130
Toluene-d8	94		95		70-130
4-Bromofluorobenzene	101		101		70-130
Dibromofluoromethane	106		106		70-130

Lab Control Sample Analysis
Batch Quality Control

Project Name: SALEM DEPOT
Project Number: 52223.00
Lab Number: L2008252
Report Date: 03/03/20

Parameter	LCS %Recovery	Qual	LCSD %Recovery	Qual	%Recovery Limits	RPD	Qual	RPD Limits
Volatile Organics by EPA 5035 Low - Westborough Lab Associated sample(s): 11 Batch: WG1345591-3 WG1345591-4								
Methylene chloride	90		91		70-130	1		30
1,1-Dichloroethane	106		108		70-130	2		30
Chloroform	91		93		70-130	2		30
Carbon tetrachloride	94		97		70-130	3		30
1,2-Dichloropropane	104		107		70-130	3		30
Dibromochloromethane	87		89		70-130	2		30
1,1,2-Trichloroethane	97		100		70-130	3		30
Tetrachloroethene	90		93		70-130	3		30
Chlorobenzene	91		94		70-130	3		30
Trichlorofluoromethane	97		98		70-139	1		30
1,2-Dichloroethane	100		103		70-130	3		30
1,1,1-Trichloroethane	88		91		70-130	3		30
Bromodichloromethane	88		91		70-130	3		30
trans-1,3-Dichloropropene	107		109		70-130	2		30
cis-1,3-Dichloropropene	95		96		70-130	1		30
1,1-Dichloropropene	96		98		70-130	2		30
Bromoform	94		96		70-130	2		30
1,1,2,2-Tetrachloroethane	96		99		70-130	3		30
Benzene	91		94		70-130	3		30
Toluene	98		100		70-130	2		30
Ethylbenzene	100		103		70-130	3		30
Chloromethane	109		109		52-130	0		30
Bromomethane	94		95		57-147	1		30

Lab Control Sample Analysis
Batch Quality Control

Project Name: SALEM DEPOT
Project Number: 52223.00
Lab Number: L2008252
Report Date: 03/03/20

Parameter	LCS %Recovery	Qual	LCSD %Recovery	Qual	%Recovery Limits	RPD	Qual	RPD Limits
Volatile Organics by EPA 5035 Low - Westborough Lab Associated sample(s): 11 Batch: WG1345591-3 WG1345591-4								
Vinyl chloride	104		107		67-130	3		30
Chloroethane	100		101		50-151	1		30
1,1-Dichloroethene	94		96		65-135	2		30
trans-1,2-Dichloroethene	92		94		70-130	2		30
Trichloroethene	87		89		70-130	2		30
1,2-Dichlorobenzene	95		98		70-130	3		30
1,3-Dichlorobenzene	98		100		70-130	2		30
1,4-Dichlorobenzene	96		100		70-130	4		30
Methyl tert butyl ether	96		97		66-130	1		30
p/m-Xylene	96		99		70-130	3		30
o-Xylene	94		96		70-130	2		30
cis-1,2-Dichloroethene	90		92		70-130	2		30
Dibromomethane	88		91		70-130	3		30
1,2,3-Trichloropropane	103		106		68-130	3		30
Styrene	95		98		70-130	3		30
Dichlorodifluoromethane	83		86		30-146	4		30
Acetone	120		105		54-140	13		30
Carbon disulfide	92		93		59-130	1		30
2-Butanone	110		100		70-130	10		30
4-Methyl-2-pentanone	121		123		70-130	2		30
2-Hexanone	108		108		70-130	0		30
Bromochloromethane	84		85		70-130	1		30
Tetrahydrofuran	109		110		66-130	1		30

Lab Control Sample Analysis
Batch Quality Control

Project Name: SALEM DEPOT
Project Number: 52223.00
Lab Number: L2008252
Report Date: 03/03/20

Parameter	LCS %Recovery	Qual	LCSD %Recovery	Qual	%Recovery Limits	RPD	Qual	RPD Limits
Volatile Organics by EPA 5035 Low - Westborough Lab Associated sample(s): 11 Batch: WG1345591-3 WG1345591-4								
2,2-Dichloropropane	97		100		70-130	3		30
1,2-Dibromoethane	99		100		70-130	1		30
1,1,1,2-Tetrachloroethane	87		90		70-130	3		30
Bromobenzene	98		101		70-130	3		30
n-Butylbenzene	104		108		70-130	4		30
sec-Butylbenzene	102		106		70-130	4		30
tert-Butylbenzene	99		104		70-130	5		30
1,3,5-Trichlorobenzene	103		108		70-139	5		30
o-Chlorotoluene	100		104		70-130	4		30
p-Chlorotoluene	103		106		70-130	3		30
1,2-Dibromo-3-chloropropane	94		97		68-130	3		30
Hexachlorobutadiene	99		103		67-130	4		30
Isopropylbenzene	104		107		70-130	3		30
p-Isopropyltoluene	101		105		70-130	4		30
Naphthalene	96		99		70-130	3		30
n-Propylbenzene	104		108		70-130	4		30
1,2,3-Trichlorobenzene	100		102		70-130	2		30
1,2,4-Trichlorobenzene	104		108		70-130	4		30
1,3,5-Trimethylbenzene	102		107		70-130	5		30
1,2,4-Trimethylbenzene	104		107		70-130	3		30
Ethyl ether	98		98		67-130	0		30
Isopropyl Ether	111		112		66-130	1		30
Tert-Butyl Alcohol	105		102		70-130	3		30

Lab Control Sample Analysis

Batch Quality Control

Project Name: SALEM DEPOT

Project Number: 52223.00

Lab Number: L2008252

Report Date: 03/03/20

Parameter	LCS %Recovery	Qual	LCSD %Recovery	Qual	%Recovery Limits	RPD	Qual	RPD Limits
Volatile Organics by EPA 5035 Low - Westborough Lab Associated sample(s): 11 Batch: WG1345591-3 WG1345591-4								
Ethyl-Tert-Butyl-Ether	106		108		70-130	2		30
Tertiary-Amyl Methyl Ether	94		96		70-130	2		30
1,4-Dioxane	118		111		65-136	6		30

Surrogate	LCS %Recovery	Qual	LCSD %Recovery	Qual	Acceptance Criteria
1,2-Dichloroethane-d4	109		110		70-130
Toluene-d8	107		108		70-130
4-Bromofluorobenzene	106		106		70-130
Dibromofluoromethane	97		97		70-130

Lab Control Sample Analysis
Batch Quality Control

Project Name: SALEM DEPOT
Project Number: 52223.00
Lab Number: L2008252
Report Date: 03/03/20

Parameter	LCS %Recovery	Qual	LCSD %Recovery	Qual	%Recovery Limits	RPD	Qual	RPD Limits
Volatile Organics by EPA 5035 Low - Westborough Lab Associated sample(s): 15 Batch: WG1346115-3 WG1346115-4								
Methylene chloride	86		86		70-130	0		30
1,1-Dichloroethane	103		101		70-130	2		30
Chloroform	90		89		70-130	1		30
Carbon tetrachloride	94		90		70-130	4		30
1,2-Dichloropropane	102		101		70-130	1		30
Dibromochloromethane	84		84		70-130	0		30
1,1,2-Trichloroethane	94		94		70-130	0		30
Tetrachloroethene	87		85		70-130	2		30
Chlorobenzene	88		86		70-130	2		30
Trichlorofluoromethane	96		91		70-139	5		30
1,2-Dichloroethane	98		98		70-130	0		30
1,1,1-Trichloroethane	87		84		70-130	4		30
Bromodichloromethane	87		86		70-130	1		30
trans-1,3-Dichloropropene	100		100		70-130	0		30
cis-1,3-Dichloropropene	92		91		70-130	1		30
1,1-Dichloropropene	94		90		70-130	4		30
Bromoform	89		89		70-130	0		30
1,1,2,2-Tetrachloroethane	91		91		70-130	0		30
Benzene	89		87		70-130	2		30
Toluene	93		91		70-130	2		30
Ethylbenzene	96		93		70-130	3		30
Chloromethane	97		96		52-130	1		30
Bromomethane	93		88		57-147	6		30

Lab Control Sample Analysis
Batch Quality Control

Project Name: SALEM DEPOT
Project Number: 52223.00
Lab Number: L2008252
Report Date: 03/03/20

Parameter	LCS %Recovery	Qual	LCSD %Recovery	Qual	%Recovery Limits	RPD	Qual	RPD Limits
Volatile Organics by EPA 5035 Low - Westborough Lab Associated sample(s): 15 Batch: WG1346115-3 WG1346115-4								
Vinyl chloride	98		96		67-130	2		30
Chloroethane	94		92		50-151	2		30
1,1-Dichloroethene	91		89		65-135	2		30
trans-1,2-Dichloroethene	90		88		70-130	2		30
Trichloroethene	86		83		70-130	4		30
1,2-Dichlorobenzene	90		89		70-130	1		30
1,3-Dichlorobenzene	93		90		70-130	3		30
1,4-Dichlorobenzene	92		88		70-130	4		30
Methyl tert butyl ether	92		93		66-130	1		30
p/m-Xylene	92		89		70-130	3		30
o-Xylene	90		87		70-130	3		30
cis-1,2-Dichloroethene	88		86		70-130	2		30
Dibromomethane	87		87		70-130	0		30
1,2,3-Trichloropropane	97		97		68-130	0		30
Styrene	91		89		70-130	2		30
Dichlorodifluoromethane	75		72		30-146	4		30
Acetone	102		114		54-140	11		30
Carbon disulfide	88		85		59-130	3		30
2-Butanone	92		102		70-130	10		30
4-Methyl-2-pentanone	113		117		70-130	3		30
2-Hexanone	97		98		70-130	1		30
Bromochloromethane	83		82		70-130	1		30
Tetrahydrofuran	102		105		66-130	3		30

Lab Control Sample Analysis
Batch Quality Control

Project Name: SALEM DEPOT
Project Number: 52223.00
Lab Number: L2008252
Report Date: 03/03/20

Parameter	LCS %Recovery	Qual	LCSD %Recovery	Qual	%Recovery Limits	RPD	Qual	RPD Limits
Volatile Organics by EPA 5035 Low - Westborough Lab Associated sample(s): 15 Batch: WG1346115-3 WG1346115-4								
2,2-Dichloropropane	92		90		70-130	2		30
1,2-Dibromoethane	94		94		70-130	0		30
1,1,1,2-Tetrachloroethane	83		83		70-130	0		30
Bromobenzene	92		91		70-130	1		30
n-Butylbenzene	100		97		70-130	3		30
sec-Butylbenzene	99		94		70-130	5		30
tert-Butylbenzene	95		92		70-130	3		30
1,3,5-Trichlorobenzene	98		95		70-139	3		30
o-Chlorotoluene	96		93		70-130	3		30
p-Chlorotoluene	97		94		70-130	3		30
1,2-Dibromo-3-chloropropane	89		89		68-130	0		30
Hexachlorobutadiene	97		94		67-130	3		30
Isopropylbenzene	99		95		70-130	4		30
p-Isopropyltoluene	98		94		70-130	4		30
Naphthalene	91		92		70-130	1		30
n-Propylbenzene	100		96		70-130	4		30
1,2,3-Trichlorobenzene	94		94		70-130	0		30
1,2,4-Trichlorobenzene	98		97		70-130	1		30
1,3,5-Trimethylbenzene	98		94		70-130	4		30
1,2,4-Trimethylbenzene	99		96		70-130	3		30
Ethyl ether	95		95		67-130	0		30
Isopropyl Ether	106		106		66-130	0		30
Tert-Butyl Alcohol	96		100		70-130	4		30

Lab Control Sample Analysis
Batch Quality Control

Project Name: SALEM DEPOT
Project Number: 52223.00
Lab Number: L2008252
Report Date: 03/03/20

Parameter	LCS %Recovery	Qual	LCSD %Recovery	Qual	%Recovery Limits	RPD	Qual	RPD Limits
Volatile Organics by EPA 5035 Low - Westborough Lab Associated sample(s): 15 Batch: WG1346115-3 WG1346115-4								
Ethyl-Tert-Butyl-Ether	103		103		70-130	0		30
Tertiary-Amyl Methyl Ether	91		92		70-130	1		30
1,4-Dioxane	97		99		65-136	2		30

Surrogate	LCS %Recovery	Qual	LCSD %Recovery	Qual	Acceptance Criteria
1,2-Dichloroethane-d4	107		110		70-130
Toluene-d8	107		105		70-130
4-Bromofluorobenzene	105		105		70-130
Dibromofluoromethane	98		98		70-130

SEMIVOLATILES

Project Name: SALEM DEPOT
Project Number: 52223.00
Lab Number: L2008252
Report Date: 03/03/20

SAMPLE RESULTS

Lab ID: L2008252-01 D
Client ID: SB-3 (0-10)
Sample Location: SALEM, NH

Date Collected: 02/24/20 08:30
Date Received: 02/25/20
Field Prep: Not Specified

Sample Depth:
Matrix: Soil
Analytical Method: 1,8270D
Analytical Date: 03/02/20 15:00
Analyst: DW
Percent Solids: 85%

Extraction Method: EPA 3546
Extraction Date: 02/26/20 23:12

Parameter	Result	Qualifier	Units	RL	MDL	Dilution Factor
Semivolatile Organics by GC/MS - Westborough Lab						
Acenaphthene	ND		ug/kg	760	--	5
Benzidine	ND		ug/kg	3100	--	5
1,2,4-Trichlorobenzene	ND		ug/kg	950	--	5
Hexachlorobenzene	ND		ug/kg	570	--	5
Bis(2-chloroethyl)ether	ND		ug/kg	850	--	5
2-Chloronaphthalene	ND		ug/kg	950	--	5
1,2-Dichlorobenzene	ND		ug/kg	950	--	5
1,3-Dichlorobenzene	ND		ug/kg	950	--	5
1,4-Dichlorobenzene	ND		ug/kg	950	--	5
3,3'-Dichlorobenzidine	ND		ug/kg	950	--	5
2,4-Dinitrotoluene	ND		ug/kg	950	--	5
2,6-Dinitrotoluene	ND		ug/kg	950	--	5
Azobenzene	ND		ug/kg	950	--	5
Fluoranthene	3500		ug/kg	570	--	5
4-Chlorophenyl phenyl ether	ND		ug/kg	950	--	5
4-Bromophenyl phenyl ether	ND		ug/kg	950	--	5
Bis(2-chloroisopropyl)ether	ND		ug/kg	1100	--	5
Bis(2-chloroethoxy)methane	ND		ug/kg	1000	--	5
Hexachlorobutadiene	ND		ug/kg	950	--	5
Hexachlorocyclopentadiene	ND		ug/kg	2700	--	5
Hexachloroethane	ND		ug/kg	760	--	5
Isophorone	ND		ug/kg	850	--	5
Naphthalene	ND		ug/kg	950	--	5
Nitrobenzene	ND		ug/kg	850	--	5
NDPA/DPA	ND		ug/kg	760	--	5
n-Nitrosodi-n-propylamine	ND		ug/kg	950	--	5
Bis(2-ethylhexyl)phthalate	ND		ug/kg	950	--	5
Butyl benzyl phthalate	ND		ug/kg	950	--	5

Project Name: SALEM DEPOT **Lab Number:** L2008252

Project Number: 52223.00 **Report Date:** 03/03/20

SAMPLE RESULTS

Lab ID: L2008252-01 D Date Collected: 02/24/20 08:30

Client ID: SB-3 (0-10) Date Received: 02/25/20

Sample Location: SALEM, NH Field Prep: Not Specified

Sample Depth:

Parameter	Result	Qualifier	Units	RL	MDL	Dilution Factor
Semivolatile Organics by GC/MS - Westborough Lab						
Di-n-butylphthalate	ND		ug/kg	950	--	5
Di-n-octylphthalate	ND		ug/kg	950	--	5
Diethyl phthalate	ND		ug/kg	950	--	5
Dimethyl phthalate	ND		ug/kg	950	--	5
Benzo(a)anthracene	2300		ug/kg	570	--	5
Benzo(a)pyrene	2500		ug/kg	760	--	5
Benzo(b)fluoranthene	3000		ug/kg	570	--	5
Benzo(k)fluoranthene	1100		ug/kg	570	--	5
Chrysene	2300		ug/kg	570	--	5
Acenaphthylene	ND		ug/kg	760	--	5
Anthracene	ND		ug/kg	570	--	5
Benzo(ghi)perylene	1400		ug/kg	760	--	5
Fluorene	ND		ug/kg	950	--	5
Phenanthrene	1000		ug/kg	570	--	5
Dibenzo(a,h)anthracene	ND		ug/kg	570	--	5
Indeno(1,2,3-cd)pyrene	1500		ug/kg	760	--	5
Pyrene	3300		ug/kg	570	--	5
Biphenyl	ND		ug/kg	2200	--	5
Aniline	ND		ug/kg	1100	--	5
4-Chloroaniline	ND		ug/kg	950	--	5
1-Methylnaphthalene	ND		ug/kg	950	--	5
2-Nitroaniline	ND		ug/kg	950	--	5
3-Nitroaniline	ND		ug/kg	950	--	5
4-Nitroaniline	ND		ug/kg	950	--	5
Dibenzofuran	ND		ug/kg	950	--	5
2-Methylnaphthalene	ND		ug/kg	1100	--	5
n-Nitrosodimethylamine	ND		ug/kg	1900	--	5
2,4,6-Trichlorophenol	ND		ug/kg	570	--	5
p-Chloro-m-cresol	ND		ug/kg	950	--	5
2-Chlorophenol	ND		ug/kg	950	--	5
2,4-Dichlorophenol	ND		ug/kg	850	--	5
2,4-Dimethylphenol	ND		ug/kg	950	--	5
2-Nitrophenol	ND		ug/kg	2000	--	5
4-Nitrophenol	ND		ug/kg	1300	--	5
2,4-Dinitrophenol	ND		ug/kg	4600	--	5
4,6-Dinitro-o-cresol	ND		ug/kg	2500	--	5
Pentachlorophenol	ND		ug/kg	760	--	5

Project Name: SALEM DEPOT **Lab Number:** L2008252

Project Number: 52223.00 **Report Date:** 03/03/20

SAMPLE RESULTS

Lab ID: L2008252-01 D Date Collected: 02/24/20 08:30

Client ID: SB-3 (0-10) Date Received: 02/25/20

Sample Location: SALEM, NH Field Prep: Not Specified

Sample Depth:

Parameter	Result	Qualifier	Units	RL	MDL	Dilution Factor
Semivolatile Organics by GC/MS - Westborough Lab						
Phenol	ND		ug/kg	950	--	5
2-Methylphenol	ND		ug/kg	950	--	5
3-Methylphenol/4-Methylphenol	ND		ug/kg	1400	--	5
2,4,5-Trichlorophenol	ND		ug/kg	950	--	5
Benzoic Acid	ND		ug/kg	3100	--	5
Benzyl Alcohol	ND		ug/kg	950	--	5
Carbazole	ND		ug/kg	950	--	5
Pyridine	ND		ug/kg	1000	--	5

Surrogate	% Recovery	Qualifier	Acceptance Criteria
2-Fluorophenol	65		25-120
Phenol-d6	66		10-120
Nitrobenzene-d5	62		23-120
2-Fluorobiphenyl	65		30-120
2,4,6-Tribromophenol	76		10-136
4-Terphenyl-d14	60		18-120

Project Name: SALEM DEPOT
Project Number: 52223.00

Lab Number: L2008252
Report Date: 03/03/20

SAMPLE RESULTS

Lab ID: L2008252-02
Client ID: SB-5 (0-8)
Sample Location: SALEM, NH

Date Collected: 02/24/20 09:00
Date Received: 02/25/20
Field Prep: Not Specified

Sample Depth:
Matrix: Soil
Analytical Method: 1,8270D
Analytical Date: 03/02/20 15:24
Analyst: DW
Percent Solids: 87%

Extraction Method: EPA 3546
Extraction Date: 02/26/20 23:12

Parameter	Result	Qualifier	Units	RL	MDL	Dilution Factor
Semivolatile Organics by GC/MS - Westborough Lab						
Acenaphthene	ND		ug/kg	150	--	1
Benzidine	ND		ug/kg	630	--	1
1,2,4-Trichlorobenzene	ND		ug/kg	190	--	1
Hexachlorobenzene	ND		ug/kg	110	--	1
Bis(2-chloroethyl)ether	ND		ug/kg	170	--	1
2-Chloronaphthalene	ND		ug/kg	190	--	1
1,2-Dichlorobenzene	ND		ug/kg	190	--	1
1,3-Dichlorobenzene	ND		ug/kg	190	--	1
1,4-Dichlorobenzene	ND		ug/kg	190	--	1
3,3'-Dichlorobenzidine	ND		ug/kg	190	--	1
2,4-Dinitrotoluene	ND		ug/kg	190	--	1
2,6-Dinitrotoluene	ND		ug/kg	190	--	1
Azobenzene	ND		ug/kg	190	--	1
Fluoranthene	ND		ug/kg	110	--	1
4-Chlorophenyl phenyl ether	ND		ug/kg	190	--	1
4-Bromophenyl phenyl ether	ND		ug/kg	190	--	1
Bis(2-chloroisopropyl)ether	ND		ug/kg	230	--	1
Bis(2-chloroethoxy)methane	ND		ug/kg	200	--	1
Hexachlorobutadiene	ND		ug/kg	190	--	1
Hexachlorocyclopentadiene	ND		ug/kg	540	--	1
Hexachloroethane	ND		ug/kg	150	--	1
Isophorone	ND		ug/kg	170	--	1
Naphthalene	ND		ug/kg	190	--	1
Nitrobenzene	ND		ug/kg	170	--	1
NDPA/DPA	ND		ug/kg	150	--	1
n-Nitrosodi-n-propylamine	ND		ug/kg	190	--	1
Bis(2-ethylhexyl)phthalate	ND		ug/kg	190	--	1
Butyl benzyl phthalate	ND		ug/kg	190	--	1

Project Name: SALEM DEPOT **Lab Number:** L2008252

Project Number: 52223.00 **Report Date:** 03/03/20

SAMPLE RESULTS

Lab ID: L2008252-02 Date Collected: 02/24/20 09:00

Client ID: SB-5 (0-8) Date Received: 02/25/20

Sample Location: SALEM, NH Field Prep: Not Specified

Sample Depth:

Parameter	Result	Qualifier	Units	RL	MDL	Dilution Factor
Semivolatile Organics by GC/MS - Westborough Lab						
Di-n-butylphthalate	ND		ug/kg	190	--	1
Di-n-octylphthalate	ND		ug/kg	190	--	1
Diethyl phthalate	ND		ug/kg	190	--	1
Dimethyl phthalate	ND		ug/kg	190	--	1
Benzo(a)anthracene	ND		ug/kg	110	--	1
Benzo(a)pyrene	ND		ug/kg	150	--	1
Benzo(b)fluoranthene	ND		ug/kg	110	--	1
Benzo(k)fluoranthene	ND		ug/kg	110	--	1
Chrysene	ND		ug/kg	110	--	1
Acenaphthylene	ND		ug/kg	150	--	1
Anthracene	ND		ug/kg	110	--	1
Benzo(ghi)perylene	ND		ug/kg	150	--	1
Fluorene	ND		ug/kg	190	--	1
Phenanthrene	ND		ug/kg	110	--	1
Dibenzo(a,h)anthracene	ND		ug/kg	110	--	1
Indeno(1,2,3-cd)pyrene	ND		ug/kg	150	--	1
Pyrene	ND		ug/kg	110	--	1
Biphenyl	ND		ug/kg	430	--	1
Aniline	ND		ug/kg	230	--	1
4-Chloroaniline	ND		ug/kg	190	--	1
1-Methylnaphthalene	ND		ug/kg	190	--	1
2-Nitroaniline	ND		ug/kg	190	--	1
3-Nitroaniline	ND		ug/kg	190	--	1
4-Nitroaniline	ND		ug/kg	190	--	1
Dibenzofuran	ND		ug/kg	190	--	1
2-Methylnaphthalene	ND		ug/kg	230	--	1
n-Nitrosodimethylamine	ND		ug/kg	380	--	1
2,4,6-Trichlorophenol	ND		ug/kg	110	--	1
p-Chloro-m-cresol	ND		ug/kg	190	--	1
2-Chlorophenol	ND		ug/kg	190	--	1
2,4-Dichlorophenol	ND		ug/kg	170	--	1
2,4-Dimethylphenol	ND		ug/kg	190	--	1
2-Nitrophenol	ND		ug/kg	410	--	1
4-Nitrophenol	ND		ug/kg	260	--	1
2,4-Dinitrophenol	ND		ug/kg	910	--	1
4,6-Dinitro-o-cresol	ND		ug/kg	490	--	1
Pentachlorophenol	ND		ug/kg	150	--	1

Project Name: SALEM DEPOT
Project Number: 52223.00
Lab Number: L2008252
Report Date: 03/03/20

SAMPLE RESULTS

Lab ID: L2008252-02
Client ID: SB-5 (0-8)
Sample Location: SALEM, NH

Date Collected: 02/24/20 09:00
Date Received: 02/25/20
Field Prep: Not Specified

Sample Depth:

Parameter	Result	Qualifier	Units	RL	MDL	Dilution Factor
Semivolatile Organics by GC/MS - Westborough Lab						
Phenol	ND		ug/kg	190	--	1
2-Methylphenol	ND		ug/kg	190	--	1
3-Methylphenol/4-Methylphenol	ND		ug/kg	270	--	1
2,4,5-Trichlorophenol	ND		ug/kg	190	--	1
Benzoic Acid	ND		ug/kg	610	--	1
Benzyl Alcohol	ND		ug/kg	190	--	1
Carbazole	ND		ug/kg	190	--	1
Pyridine	ND		ug/kg	200	--	1

Surrogate	% Recovery	Qualifier	Acceptance Criteria
2-Fluorophenol	75		25-120
Phenol-d6	74		10-120
Nitrobenzene-d5	70		23-120
2-Fluorobiphenyl	70		30-120
2,4,6-Tribromophenol	82		10-136
4-Terphenyl-d14	65		18-120

Project Name: SALEM DEPOT
Project Number: 52223.00

Lab Number: L2008252
Report Date: 03/03/20

SAMPLE RESULTS

Lab ID: L2008252-03
Client ID: SB-8 (0-10)
Sample Location: SALEM, NH

Date Collected: 02/18/20 15:00
Date Received: 02/25/20
Field Prep: Not Specified

Sample Depth:
Matrix: Soil
Analytical Method: 1,8270D
Analytical Date: 03/02/20 15:49
Analyst: DW
Percent Solids: 88%

Extraction Method: EPA 3546
Extraction Date: 02/26/20 23:12

Parameter	Result	Qualifier	Units	RL	MDL	Dilution Factor
Semivolatile Organics by GC/MS - Westborough Lab						
Acenaphthene	ND		ug/kg	150	--	1
Benzidine	ND		ug/kg	620	--	1
1,2,4-Trichlorobenzene	ND		ug/kg	190	--	1
Hexachlorobenzene	ND		ug/kg	110	--	1
Bis(2-chloroethyl)ether	ND		ug/kg	170	--	1
2-Chloronaphthalene	ND		ug/kg	190	--	1
1,2-Dichlorobenzene	ND		ug/kg	190	--	1
1,3-Dichlorobenzene	ND		ug/kg	190	--	1
1,4-Dichlorobenzene	ND		ug/kg	190	--	1
3,3'-Dichlorobenzidine	ND		ug/kg	190	--	1
2,4-Dinitrotoluene	ND		ug/kg	190	--	1
2,6-Dinitrotoluene	ND		ug/kg	190	--	1
Azobenzene	ND		ug/kg	190	--	1
Fluoranthene	ND		ug/kg	110	--	1
4-Chlorophenyl phenyl ether	ND		ug/kg	190	--	1
4-Bromophenyl phenyl ether	ND		ug/kg	190	--	1
Bis(2-chloroisopropyl)ether	ND		ug/kg	230	--	1
Bis(2-chloroethoxy)methane	ND		ug/kg	200	--	1
Hexachlorobutadiene	ND		ug/kg	190	--	1
Hexachlorocyclopentadiene	ND		ug/kg	540	--	1
Hexachloroethane	ND		ug/kg	150	--	1
Isophorone	ND		ug/kg	170	--	1
Naphthalene	ND		ug/kg	190	--	1
Nitrobenzene	ND		ug/kg	170	--	1
NDPA/DPA	ND		ug/kg	150	--	1
n-Nitrosodi-n-propylamine	ND		ug/kg	190	--	1
Bis(2-ethylhexyl)phthalate	ND		ug/kg	190	--	1
Butyl benzyl phthalate	ND		ug/kg	190	--	1

Project Name: SALEM DEPOT **Lab Number:** L2008252

Project Number: 52223.00 **Report Date:** 03/03/20

SAMPLE RESULTS

Lab ID: L2008252-03 Date Collected: 02/18/20 15:00

Client ID: SB-8 (0-10) Date Received: 02/25/20

Sample Location: SALEM, NH Field Prep: Not Specified

Sample Depth:

Parameter	Result	Qualifier	Units	RL	MDL	Dilution Factor
Semivolatile Organics by GC/MS - Westborough Lab						
Di-n-butylphthalate	ND		ug/kg	190	--	1
Di-n-octylphthalate	ND		ug/kg	190	--	1
Diethyl phthalate	ND		ug/kg	190	--	1
Dimethyl phthalate	ND		ug/kg	190	--	1
Benzo(a)anthracene	ND		ug/kg	110	--	1
Benzo(a)pyrene	ND		ug/kg	150	--	1
Benzo(b)fluoranthene	ND		ug/kg	110	--	1
Benzo(k)fluoranthene	ND		ug/kg	110	--	1
Chrysene	ND		ug/kg	110	--	1
Acenaphthylene	ND		ug/kg	150	--	1
Anthracene	ND		ug/kg	110	--	1
Benzo(ghi)perylene	ND		ug/kg	150	--	1
Fluorene	ND		ug/kg	190	--	1
Phenanthrene	ND		ug/kg	110	--	1
Dibenzo(a,h)anthracene	ND		ug/kg	110	--	1
Indeno(1,2,3-cd)pyrene	ND		ug/kg	150	--	1
Pyrene	ND		ug/kg	110	--	1
Biphenyl	ND		ug/kg	430	--	1
Aniline	ND		ug/kg	230	--	1
4-Chloroaniline	ND		ug/kg	190	--	1
1-Methylnaphthalene	ND		ug/kg	190	--	1
2-Nitroaniline	ND		ug/kg	190	--	1
3-Nitroaniline	ND		ug/kg	190	--	1
4-Nitroaniline	ND		ug/kg	190	--	1
Dibenzofuran	ND		ug/kg	190	--	1
2-Methylnaphthalene	ND		ug/kg	230	--	1
n-Nitrosodimethylamine	ND		ug/kg	380	--	1
2,4,6-Trichlorophenol	ND		ug/kg	110	--	1
p-Chloro-m-cresol	ND		ug/kg	190	--	1
2-Chlorophenol	ND		ug/kg	190	--	1
2,4-Dichlorophenol	ND		ug/kg	170	--	1
2,4-Dimethylphenol	ND		ug/kg	190	--	1
2-Nitrophenol	ND		ug/kg	410	--	1
4-Nitrophenol	ND		ug/kg	260	--	1
2,4-Dinitrophenol	ND		ug/kg	910	--	1
4,6-Dinitro-o-cresol	ND		ug/kg	490	--	1
Pentachlorophenol	ND		ug/kg	150	--	1

Project Name: SALEM DEPOT
Project Number: 52223.00
Lab Number: L2008252
Report Date: 03/03/20

SAMPLE RESULTS

Lab ID: L2008252-03
Client ID: SB-8 (0-10)
Sample Location: SALEM, NH

Date Collected: 02/18/20 15:00
Date Received: 02/25/20
Field Prep: Not Specified

Sample Depth:

Parameter	Result	Qualifier	Units	RL	MDL	Dilution Factor
Semivolatile Organics by GC/MS - Westborough Lab						
Phenol	ND		ug/kg	190	--	1
2-Methylphenol	ND		ug/kg	190	--	1
3-Methylphenol/4-Methylphenol	ND		ug/kg	270	--	1
2,4,5-Trichlorophenol	ND		ug/kg	190	--	1
Benzoic Acid	ND		ug/kg	610	--	1
Benzyl Alcohol	ND		ug/kg	190	--	1
Carbazole	ND		ug/kg	190	--	1
Pyridine	ND		ug/kg	200	--	1

Surrogate	% Recovery	Qualifier	Acceptance Criteria
2-Fluorophenol	67		25-120
Phenol-d6	69		10-120
Nitrobenzene-d5	63		23-120
2-Fluorobiphenyl	71		30-120
2,4,6-Tribromophenol	75		10-136
4-Terphenyl-d14	66		18-120

Project Name: SALEM DEPOT
Project Number: 52223.00
Lab Number: L2008252
Report Date: 03/03/20

SAMPLE RESULTS

Lab ID: L2008252-04 D
Client ID: SB-13 (0-10)
Sample Location: SALEM, NH

Date Collected: 02/24/20 10:00
Date Received: 02/25/20
Field Prep: Not Specified

Sample Depth:
Matrix: Soil
Analytical Method: 1,8270D
Analytical Date: 02/28/20 17:33
Analyst: IM
Percent Solids: 89%

Extraction Method: EPA 3546
Extraction Date: 02/26/20 23:12

Parameter	Result	Qualifier	Units	RL	MDL	Dilution Factor
Semivolatile Organics by GC/MS - Westborough Lab						
Acenaphthene	ND		ug/kg	740	--	5
Benzidine	ND		ug/kg	3000	--	5
1,2,4-Trichlorobenzene	ND		ug/kg	920	--	5
Hexachlorobenzene	ND		ug/kg	550	--	5
Bis(2-chloroethyl)ether	ND		ug/kg	830	--	5
2-Chloronaphthalene	ND		ug/kg	920	--	5
1,2-Dichlorobenzene	ND		ug/kg	920	--	5
1,3-Dichlorobenzene	ND		ug/kg	920	--	5
1,4-Dichlorobenzene	ND		ug/kg	920	--	5
3,3'-Dichlorobenzidine	ND		ug/kg	920	--	5
2,4-Dinitrotoluene	ND		ug/kg	920	--	5
2,6-Dinitrotoluene	ND		ug/kg	920	--	5
Azobenzene	ND		ug/kg	920	--	5
Fluoranthene	ND		ug/kg	550	--	5
4-Chlorophenyl phenyl ether	ND		ug/kg	920	--	5
4-Bromophenyl phenyl ether	ND		ug/kg	920	--	5
Bis(2-chloroisopropyl)ether	ND		ug/kg	1100	--	5
Bis(2-chloroethoxy)methane	ND		ug/kg	1000	--	5
Hexachlorobutadiene	ND		ug/kg	920	--	5
Hexachlorocyclopentadiene	ND		ug/kg	2600	--	5
Hexachloroethane	ND		ug/kg	740	--	5
Isophorone	ND		ug/kg	830	--	5
Naphthalene	ND		ug/kg	920	--	5
Nitrobenzene	ND		ug/kg	830	--	5
NDPA/DPA	ND		ug/kg	740	--	5
n-Nitrosodi-n-propylamine	ND		ug/kg	920	--	5
Bis(2-ethylhexyl)phthalate	ND		ug/kg	920	--	5
Butyl benzyl phthalate	ND		ug/kg	920	--	5

Project Name: SALEM DEPOT **Lab Number:** L2008252

Project Number: 52223.00 **Report Date:** 03/03/20

SAMPLE RESULTS

Lab ID: L2008252-04 D Date Collected: 02/24/20 10:00

Client ID: SB-13 (0-10) Date Received: 02/25/20

Sample Location: SALEM, NH Field Prep: Not Specified

Sample Depth:

Parameter	Result	Qualifier	Units	RL	MDL	Dilution Factor
Semivolatile Organics by GC/MS - Westborough Lab						
Di-n-butylphthalate	ND		ug/kg	920	--	5
Di-n-octylphthalate	ND		ug/kg	920	--	5
Diethyl phthalate	ND		ug/kg	920	--	5
Dimethyl phthalate	ND		ug/kg	920	--	5
Benzo(a)anthracene	ND		ug/kg	550	--	5
Benzo(a)pyrene	ND		ug/kg	740	--	5
Benzo(b)fluoranthene	ND		ug/kg	550	--	5
Benzo(k)fluoranthene	ND		ug/kg	550	--	5
Chrysene	ND		ug/kg	550	--	5
Acenaphthylene	ND		ug/kg	740	--	5
Anthracene	ND		ug/kg	550	--	5
Benzo(ghi)perylene	ND		ug/kg	740	--	5
Fluorene	ND		ug/kg	920	--	5
Phenanthrene	ND		ug/kg	550	--	5
Dibenzo(a,h)anthracene	ND		ug/kg	550	--	5
Indeno(1,2,3-cd)pyrene	ND		ug/kg	740	--	5
Pyrene	ND		ug/kg	550	--	5
Biphenyl	ND		ug/kg	2100	--	5
Aniline	ND		ug/kg	1100	--	5
4-Chloroaniline	ND		ug/kg	920	--	5
1-Methylnaphthalene	ND		ug/kg	920	--	5
2-Nitroaniline	ND		ug/kg	920	--	5
3-Nitroaniline	ND		ug/kg	920	--	5
4-Nitroaniline	ND		ug/kg	920	--	5
Dibenzofuran	ND		ug/kg	920	--	5
2-Methylnaphthalene	ND		ug/kg	1100	--	5
n-Nitrosodimethylamine	ND		ug/kg	1800	--	5
2,4,6-Trichlorophenol	ND		ug/kg	550	--	5
p-Chloro-m-cresol	ND		ug/kg	920	--	5
2-Chlorophenol	ND		ug/kg	920	--	5
2,4-Dichlorophenol	ND		ug/kg	830	--	5
2,4-Dimethylphenol	ND		ug/kg	920	--	5
2-Nitrophenol	ND		ug/kg	2000	--	5
4-Nitrophenol	ND		ug/kg	1300	--	5
2,4-Dinitrophenol	ND		ug/kg	4400	--	5
4,6-Dinitro-o-cresol	ND		ug/kg	2400	--	5
Pentachlorophenol	ND		ug/kg	740	--	5

Project Name: SALEM DEPOT **Lab Number:** L2008252

Project Number: 52223.00 **Report Date:** 03/03/20

SAMPLE RESULTS

Lab ID: L2008252-04 D Date Collected: 02/24/20 10:00

Client ID: SB-13 (0-10) Date Received: 02/25/20

Sample Location: SALEM, NH Field Prep: Not Specified

Sample Depth:

Parameter	Result	Qualifier	Units	RL	MDL	Dilution Factor
Semivolatile Organics by GC/MS - Westborough Lab						
Phenol	ND		ug/kg	920	--	5
2-Methylphenol	ND		ug/kg	920	--	5
3-Methylphenol/4-Methylphenol	ND		ug/kg	1300	--	5
2,4,5-Trichlorophenol	ND		ug/kg	920	--	5
Benzoic Acid	ND		ug/kg	3000	--	5
Benzyl Alcohol	ND		ug/kg	920	--	5
Carbazole	ND		ug/kg	920	--	5
Pyridine	ND		ug/kg	1000	--	5

Surrogate	% Recovery	Qualifier	Acceptance Criteria
2-Fluorophenol	86		25-120
Phenol-d6	86		10-120
Nitrobenzene-d5	104		23-120
2-Fluorobiphenyl	84		30-120
2,4,6-Tribromophenol	110		10-136
4-Terphenyl-d14	73		18-120

Project Name: SALEM DEPOT
Project Number: 52223.00
Lab Number: L2008252
Report Date: 03/03/20

SAMPLE RESULTS

Lab ID: L2008252-05 D
Client ID: SB-18 (0-6)
Sample Location: SALEM, NH

Date Collected: 02/21/20 09:00
Date Received: 02/25/20
Field Prep: Not Specified

Sample Depth:
Matrix: Soil
Analytical Method: 1,8270D
Analytical Date: 03/03/20 04:43
Analyst: WR
Percent Solids: 85%

Extraction Method: EPA 3546
Extraction Date: 02/26/20 23:12

Parameter	Result	Qualifier	Units	RL	MDL	Dilution Factor
Semivolatile Organics by GC/MS - Westborough Lab						
Acenaphthene	ND		ug/kg	760	--	5
Benzidine	ND		ug/kg	3100	--	5
1,2,4-Trichlorobenzene	ND		ug/kg	950	--	5
Hexachlorobenzene	ND		ug/kg	570	--	5
Bis(2-chloroethyl)ether	ND		ug/kg	850	--	5
2-Chloronaphthalene	ND		ug/kg	950	--	5
1,2-Dichlorobenzene	ND		ug/kg	950	--	5
1,3-Dichlorobenzene	ND		ug/kg	950	--	5
1,4-Dichlorobenzene	ND		ug/kg	950	--	5
3,3'-Dichlorobenzidine	ND		ug/kg	950	--	5
2,4-Dinitrotoluene	ND		ug/kg	950	--	5
2,6-Dinitrotoluene	ND		ug/kg	950	--	5
Azobenzene	ND		ug/kg	950	--	5
Fluoranthene	11000		ug/kg	570	--	5
4-Chlorophenyl phenyl ether	ND		ug/kg	950	--	5
4-Bromophenyl phenyl ether	ND		ug/kg	950	--	5
Bis(2-chloroisopropyl)ether	ND		ug/kg	1100	--	5
Bis(2-chloroethoxy)methane	ND		ug/kg	1000	--	5
Hexachlorobutadiene	ND		ug/kg	950	--	5
Hexachlorocyclopentadiene	ND		ug/kg	2700	--	5
Hexachloroethane	ND		ug/kg	760	--	5
Isophorone	ND		ug/kg	850	--	5
Naphthalene	ND		ug/kg	950	--	5
Nitrobenzene	ND		ug/kg	850	--	5
NDPA/DPA	ND		ug/kg	760	--	5
n-Nitrosodi-n-propylamine	ND		ug/kg	950	--	5
Bis(2-ethylhexyl)phthalate	ND		ug/kg	950	--	5
Butyl benzyl phthalate	ND		ug/kg	950	--	5

Project Name: SALEM DEPOT **Lab Number:** L2008252

Project Number: 52223.00 **Report Date:** 03/03/20

SAMPLE RESULTS

Lab ID: L2008252-05 D Date Collected: 02/21/20 09:00

Client ID: SB-18 (0-6) Date Received: 02/25/20

Sample Location: SALEM, NH Field Prep: Not Specified

Sample Depth:

Parameter	Result	Qualifier	Units	RL	MDL	Dilution Factor
Semivolatile Organics by GC/MS - Westborough Lab						
Di-n-butylphthalate	ND		ug/kg	950	--	5
Di-n-octylphthalate	ND		ug/kg	950	--	5
Diethyl phthalate	ND		ug/kg	950	--	5
Dimethyl phthalate	ND		ug/kg	950	--	5
Benzo(a)anthracene	5000		ug/kg	570	--	5
Benzo(a)pyrene	5200		ug/kg	760	--	5
Benzo(b)fluoranthene	6200		ug/kg	570	--	5
Benzo(k)fluoranthene	2000		ug/kg	570	--	5
Chrysene	4800		ug/kg	570	--	5
Acenaphthylene	1100		ug/kg	760	--	5
Anthracene	1200		ug/kg	570	--	5
Benzo(ghi)perylene	3100		ug/kg	760	--	5
Fluorene	ND		ug/kg	950	--	5
Phenanthrene	5700		ug/kg	570	--	5
Dibenzo(a,h)anthracene	740		ug/kg	570	--	5
Indeno(1,2,3-cd)pyrene	3200		ug/kg	760	--	5
Pyrene	9200		ug/kg	570	--	5
Biphenyl	ND		ug/kg	2200	--	5
Aniline	ND		ug/kg	1100	--	5
4-Chloroaniline	ND		ug/kg	950	--	5
1-Methylnaphthalene	ND		ug/kg	950	--	5
2-Nitroaniline	ND		ug/kg	950	--	5
3-Nitroaniline	ND		ug/kg	950	--	5
4-Nitroaniline	ND		ug/kg	950	--	5
Dibenzofuran	ND		ug/kg	950	--	5
2-Methylnaphthalene	ND		ug/kg	1100	--	5
n-Nitrosodimethylamine	ND		ug/kg	1900	--	5
2,4,6-Trichlorophenol	ND		ug/kg	570	--	5
p-Chloro-m-cresol	ND		ug/kg	950	--	5
2-Chlorophenol	ND		ug/kg	950	--	5
2,4-Dichlorophenol	ND		ug/kg	850	--	5
2,4-Dimethylphenol	ND		ug/kg	950	--	5
2-Nitrophenol	ND		ug/kg	2000	--	5
4-Nitrophenol	ND		ug/kg	1300	--	5
2,4-Dinitrophenol	ND		ug/kg	4600	--	5
4,6-Dinitro-o-cresol	ND		ug/kg	2500	--	5
Pentachlorophenol	ND		ug/kg	760	--	5

Project Name: SALEM DEPOT **Lab Number:** L2008252

Project Number: 52223.00 **Report Date:** 03/03/20

SAMPLE RESULTS

Lab ID: L2008252-05 D Date Collected: 02/21/20 09:00

Client ID: SB-18 (0-6) Date Received: 02/25/20

Sample Location: SALEM, NH Field Prep: Not Specified

Sample Depth:

Parameter	Result	Qualifier	Units	RL	MDL	Dilution Factor
Semivolatile Organics by GC/MS - Westborough Lab						
Phenol	ND		ug/kg	950	--	5
2-Methylphenol	ND		ug/kg	950	--	5
3-Methylphenol/4-Methylphenol	ND		ug/kg	1400	--	5
2,4,5-Trichlorophenol	ND		ug/kg	950	--	5
Benzoic Acid	ND		ug/kg	3100	--	5
Benzyl Alcohol	ND		ug/kg	950	--	5
Carbazole	ND		ug/kg	950	--	5
Pyridine	ND		ug/kg	1000	--	5

Surrogate	% Recovery	Qualifier	Acceptance Criteria
2-Fluorophenol	63		25-120
Phenol-d6	66		10-120
Nitrobenzene-d5	85		23-120
2-Fluorobiphenyl	65		30-120
2,4,6-Tribromophenol	83		10-136
4-Terphenyl-d14	74		18-120

Project Name: SALEM DEPOT
Project Number: 52223.00
Lab Number: L2008252
Report Date: 03/03/20

SAMPLE RESULTS

Lab ID: L2008252-06 D
Client ID: SB-19 (0-6)
Sample Location: SALEM, NH

Date Collected: 02/21/20 09:30
Date Received: 02/25/20
Field Prep: Not Specified

Sample Depth:
Matrix: Soil
Analytical Method: 1,8270D
Analytical Date: 03/03/20 02:51
Analyst: WR
Percent Solids: 90%

Extraction Method: EPA 3546
Extraction Date: 02/26/20 23:12

Parameter	Result	Qualifier	Units	RL	MDL	Dilution Factor
Semivolatile Organics by GC/MS - Westborough Lab						
Acenaphthene	ND		ug/kg	730	--	5
Benzidine	ND		ug/kg	3000	--	5
1,2,4-Trichlorobenzene	ND		ug/kg	920	--	5
Hexachlorobenzene	ND		ug/kg	550	--	5
Bis(2-chloroethyl)ether	ND		ug/kg	820	--	5
2-Chloronaphthalene	ND		ug/kg	920	--	5
1,2-Dichlorobenzene	ND		ug/kg	920	--	5
1,3-Dichlorobenzene	ND		ug/kg	920	--	5
1,4-Dichlorobenzene	ND		ug/kg	920	--	5
3,3'-Dichlorobenzidine	ND		ug/kg	920	--	5
2,4-Dinitrotoluene	ND		ug/kg	920	--	5
2,6-Dinitrotoluene	ND		ug/kg	920	--	5
Azobenzene	ND		ug/kg	920	--	5
Fluoranthene	2900		ug/kg	550	--	5
4-Chlorophenyl phenyl ether	ND		ug/kg	920	--	5
4-Bromophenyl phenyl ether	ND		ug/kg	920	--	5
Bis(2-chloroisopropyl)ether	ND		ug/kg	1100	--	5
Bis(2-chloroethoxy)methane	ND		ug/kg	990	--	5
Hexachlorobutadiene	ND		ug/kg	920	--	5
Hexachlorocyclopentadiene	ND		ug/kg	2600	--	5
Hexachloroethane	ND		ug/kg	730	--	5
Isophorone	ND		ug/kg	820	--	5
Naphthalene	ND		ug/kg	920	--	5
Nitrobenzene	ND		ug/kg	820	--	5
NDPA/DPA	ND		ug/kg	730	--	5
n-Nitrosodi-n-propylamine	ND		ug/kg	920	--	5
Bis(2-ethylhexyl)phthalate	ND		ug/kg	920	--	5
Butyl benzyl phthalate	ND		ug/kg	920	--	5

Project Name: SALEM DEPOT **Lab Number:** L2008252

Project Number: 52223.00 **Report Date:** 03/03/20

SAMPLE RESULTS

Lab ID: L2008252-06 D Date Collected: 02/21/20 09:30

Client ID: SB-19 (0-6) Date Received: 02/25/20

Sample Location: SALEM, NH Field Prep: Not Specified

Sample Depth:

Parameter	Result	Qualifier	Units	RL	MDL	Dilution Factor
Semivolatile Organics by GC/MS - Westborough Lab						
Di-n-butylphthalate	ND		ug/kg	920	--	5
Di-n-octylphthalate	ND		ug/kg	920	--	5
Diethyl phthalate	ND		ug/kg	920	--	5
Dimethyl phthalate	ND		ug/kg	920	--	5
Benzo(a)anthracene	1700		ug/kg	550	--	5
Benzo(a)pyrene	2100		ug/kg	730	--	5
Benzo(b)fluoranthene	2500		ug/kg	550	--	5
Benzo(k)fluoranthene	1100		ug/kg	550	--	5
Chrysene	1900		ug/kg	550	--	5
Acenaphthylene	ND		ug/kg	730	--	5
Anthracene	ND		ug/kg	550	--	5
Benzo(ghi)perylene	1300		ug/kg	730	--	5
Fluorene	ND		ug/kg	920	--	5
Phenanthrene	810		ug/kg	550	--	5
Dibenzo(a,h)anthracene	ND		ug/kg	550	--	5
Indeno(1,2,3-cd)pyrene	1400		ug/kg	730	--	5
Pyrene	2600		ug/kg	550	--	5
Biphenyl	ND		ug/kg	2100	--	5
Aniline	ND		ug/kg	1100	--	5
4-Chloroaniline	ND		ug/kg	920	--	5
1-Methylnaphthalene	ND		ug/kg	920	--	5
2-Nitroaniline	ND		ug/kg	920	--	5
3-Nitroaniline	ND		ug/kg	920	--	5
4-Nitroaniline	ND		ug/kg	920	--	5
Dibenzofuran	ND		ug/kg	920	--	5
2-Methylnaphthalene	ND		ug/kg	1100	--	5
n-Nitrosodimethylamine	ND		ug/kg	1800	--	5
2,4,6-Trichlorophenol	ND		ug/kg	550	--	5
p-Chloro-m-cresol	ND		ug/kg	920	--	5
2-Chlorophenol	ND		ug/kg	920	--	5
2,4-Dichlorophenol	ND		ug/kg	820	--	5
2,4-Dimethylphenol	ND		ug/kg	920	--	5
2-Nitrophenol	ND		ug/kg	2000	--	5
4-Nitrophenol	ND		ug/kg	1300	--	5
2,4-Dinitrophenol	ND		ug/kg	4400	--	5
4,6-Dinitro-o-cresol	ND		ug/kg	2400	--	5
Pentachlorophenol	ND		ug/kg	730	--	5

Project Name: SALEM DEPOT **Lab Number:** L2008252

Project Number: 52223.00 **Report Date:** 03/03/20

SAMPLE RESULTS

Lab ID: L2008252-06 D Date Collected: 02/21/20 09:30

Client ID: SB-19 (0-6) Date Received: 02/25/20

Sample Location: SALEM, NH Field Prep: Not Specified

Sample Depth:

Parameter	Result	Qualifier	Units	RL	MDL	Dilution Factor
Semivolatile Organics by GC/MS - Westborough Lab						
Phenol	ND		ug/kg	920	--	5
2-Methylphenol	ND		ug/kg	920	--	5
3-Methylphenol/4-Methylphenol	ND		ug/kg	1300	--	5
2,4,5-Trichlorophenol	ND		ug/kg	920	--	5
Benzoic Acid	ND		ug/kg	3000	--	5
Benzyl Alcohol	ND		ug/kg	920	--	5
Carbazole	ND		ug/kg	920	--	5
Pyridine	ND		ug/kg	990	--	5

Surrogate	% Recovery	Qualifier	Acceptance Criteria
2-Fluorophenol	83		25-120
Phenol-d6	85		10-120
Nitrobenzene-d5	99		23-120
2-Fluorobiphenyl	87		30-120
2,4,6-Tribromophenol	98		10-136
4-Terphenyl-d14	98		18-120

Project Name: SALEM DEPOT
Project Number: 52223.00

Lab Number: L2008252
Report Date: 03/03/20

SAMPLE RESULTS

Lab ID: L2008252-07
Client ID: SB-20 (0-10)
Sample Location: SALEM, NH

Date Collected: 02/24/20 10:30
Date Received: 02/25/20
Field Prep: Not Specified

Sample Depth:
Matrix: Soil
Analytical Method: 1,8270D
Analytical Date: 03/03/20 04:21
Analyst: WR
Percent Solids: 90%

Extraction Method: EPA 3546
Extraction Date: 02/26/20 23:12

Parameter	Result	Qualifier	Units	RL	MDL	Dilution Factor
Semivolatile Organics by GC/MS - Westborough Lab						
Acenaphthene	ND		ug/kg	140	--	1
Benzidine	ND		ug/kg	600	--	1
1,2,4-Trichlorobenzene	ND		ug/kg	180	--	1
Hexachlorobenzene	ND		ug/kg	110	--	1
Bis(2-chloroethyl)ether	ND		ug/kg	160	--	1
2-Chloronaphthalene	ND		ug/kg	180	--	1
1,2-Dichlorobenzene	ND		ug/kg	180	--	1
1,3-Dichlorobenzene	ND		ug/kg	180	--	1
1,4-Dichlorobenzene	ND		ug/kg	180	--	1
3,3'-Dichlorobenzidine	ND		ug/kg	180	--	1
2,4-Dinitrotoluene	ND		ug/kg	180	--	1
2,6-Dinitrotoluene	ND		ug/kg	180	--	1
Azobenzene	ND		ug/kg	180	--	1
Fluoranthene	520		ug/kg	110	--	1
4-Chlorophenyl phenyl ether	ND		ug/kg	180	--	1
4-Bromophenyl phenyl ether	ND		ug/kg	180	--	1
Bis(2-chloroisopropyl)ether	ND		ug/kg	220	--	1
Bis(2-chloroethoxy)methane	ND		ug/kg	190	--	1
Hexachlorobutadiene	ND		ug/kg	180	--	1
Hexachlorocyclopentadiene	ND		ug/kg	520	--	1
Hexachloroethane	ND		ug/kg	140	--	1
Isophorone	ND		ug/kg	160	--	1
Naphthalene	ND		ug/kg	180	--	1
Nitrobenzene	ND		ug/kg	160	--	1
NDPA/DPA	ND		ug/kg	140	--	1
n-Nitrosodi-n-propylamine	ND		ug/kg	180	--	1
Bis(2-ethylhexyl)phthalate	ND		ug/kg	180	--	1
Butyl benzyl phthalate	ND		ug/kg	180	--	1

Project Name: SALEM DEPOT **Lab Number:** L2008252

Project Number: 52223.00 **Report Date:** 03/03/20

SAMPLE RESULTS

Lab ID: L2008252-07 Date Collected: 02/24/20 10:30

Client ID: SB-20 (0-10) Date Received: 02/25/20

Sample Location: SALEM, NH Field Prep: Not Specified

Sample Depth:

Parameter	Result	Qualifier	Units	RL	MDL	Dilution Factor
Semivolatile Organics by GC/MS - Westborough Lab						
Di-n-butylphthalate	ND		ug/kg	180	--	1
Di-n-octylphthalate	ND		ug/kg	180	--	1
Diethyl phthalate	ND		ug/kg	180	--	1
Dimethyl phthalate	ND		ug/kg	180	--	1
Benzo(a)anthracene	430		ug/kg	110	--	1
Benzo(a)pyrene	620		ug/kg	140	--	1
Benzo(b)fluoranthene	780		ug/kg	110	--	1
Benzo(k)fluoranthene	220		ug/kg	110	--	1
Chrysene	470		ug/kg	110	--	1
Acenaphthylene	290		ug/kg	140	--	1
Anthracene	120		ug/kg	110	--	1
Benzo(ghi)perylene	420		ug/kg	140	--	1
Fluorene	ND		ug/kg	180	--	1
Phenanthrene	130		ug/kg	110	--	1
Dibenzo(a,h)anthracene	ND		ug/kg	110	--	1
Indeno(1,2,3-cd)pyrene	430		ug/kg	140	--	1
Pyrene	570		ug/kg	110	--	1
Biphenyl	ND		ug/kg	410	--	1
Aniline	ND		ug/kg	220	--	1
4-Chloroaniline	ND		ug/kg	180	--	1
1-Methylnaphthalene	ND		ug/kg	180	--	1
2-Nitroaniline	ND		ug/kg	180	--	1
3-Nitroaniline	ND		ug/kg	180	--	1
4-Nitroaniline	ND		ug/kg	180	--	1
Dibenzofuran	ND		ug/kg	180	--	1
2-Methylnaphthalene	ND		ug/kg	220	--	1
n-Nitrosodimethylamine	ND		ug/kg	360	--	1
2,4,6-Trichlorophenol	ND		ug/kg	110	--	1
p-Chloro-m-cresol	ND		ug/kg	180	--	1
2-Chlorophenol	ND		ug/kg	180	--	1
2,4-Dichlorophenol	ND		ug/kg	160	--	1
2,4-Dimethylphenol	ND		ug/kg	180	--	1
2-Nitrophenol	ND		ug/kg	390	--	1
4-Nitrophenol	ND		ug/kg	250	--	1
2,4-Dinitrophenol	ND		ug/kg	860	--	1
4,6-Dinitro-o-cresol	ND		ug/kg	470	--	1
Pentachlorophenol	ND		ug/kg	140	--	1

Project Name: SALEM DEPOT
Project Number: 52223.00
Lab Number: L2008252
Report Date: 03/03/20

SAMPLE RESULTS

Lab ID: L2008252-07
Client ID: SB-20 (0-10)
Sample Location: SALEM, NH

Date Collected: 02/24/20 10:30
Date Received: 02/25/20
Field Prep: Not Specified

Sample Depth:

Parameter	Result	Qualifier	Units	RL	MDL	Dilution Factor
Semivolatile Organics by GC/MS - Westborough Lab						
Phenol	ND		ug/kg	180	--	1
2-Methylphenol	ND		ug/kg	180	--	1
3-Methylphenol/4-Methylphenol	ND		ug/kg	260	--	1
2,4,5-Trichlorophenol	ND		ug/kg	180	--	1
Benzoic Acid	ND		ug/kg	580	--	1
Benzyl Alcohol	ND		ug/kg	180	--	1
Carbazole	ND		ug/kg	180	--	1
Pyridine	ND		ug/kg	190	--	1

Surrogate	% Recovery	Qualifier	Acceptance Criteria
2-Fluorophenol	70		25-120
Phenol-d6	75		10-120
Nitrobenzene-d5	94		23-120
2-Fluorobiphenyl	72		30-120
2,4,6-Tribromophenol	94		10-136
4-Terphenyl-d14	72		18-120

Project Name: SALEM DEPOT
Project Number: 52223.00

Lab Number: L2008252
Report Date: 03/03/20

SAMPLE RESULTS

Lab ID: L2008252-08
Client ID: SB-21 (0-3)
Sample Location: SALEM, NH

Date Collected: 02/20/20 09:00
Date Received: 02/25/20
Field Prep: Not Specified

Sample Depth:
Matrix: Soil
Analytical Method: 1,8270D
Analytical Date: 02/28/20 07:42
Analyst: WR
Percent Solids: 86%

Extraction Method: EPA 3546
Extraction Date: 02/26/20 23:12

Parameter	Result	Qualifier	Units	RL	MDL	Dilution Factor
Semivolatile Organics by GC/MS - Westborough Lab						
Acenaphthene	ND		ug/kg	150	--	1
Benzidine	ND		ug/kg	630	--	1
1,2,4-Trichlorobenzene	ND		ug/kg	190	--	1
Hexachlorobenzene	ND		ug/kg	110	--	1
Bis(2-chloroethyl)ether	ND		ug/kg	170	--	1
2-Chloronaphthalene	ND		ug/kg	190	--	1
1,2-Dichlorobenzene	ND		ug/kg	190	--	1
1,3-Dichlorobenzene	ND		ug/kg	190	--	1
1,4-Dichlorobenzene	ND		ug/kg	190	--	1
3,3'-Dichlorobenzidine	ND		ug/kg	190	--	1
2,4-Dinitrotoluene	ND		ug/kg	190	--	1
2,6-Dinitrotoluene	ND		ug/kg	190	--	1
Azobenzene	ND		ug/kg	190	--	1
Fluoranthene	1300		ug/kg	110	--	1
4-Chlorophenyl phenyl ether	ND		ug/kg	190	--	1
4-Bromophenyl phenyl ether	ND		ug/kg	190	--	1
Bis(2-chloroisopropyl)ether	ND		ug/kg	230	--	1
Bis(2-chloroethoxy)methane	ND		ug/kg	210	--	1
Hexachlorobutadiene	ND		ug/kg	190	--	1
Hexachlorocyclopentadiene	ND		ug/kg	550	--	1
Hexachloroethane	ND		ug/kg	150	--	1
Isophorone	ND		ug/kg	170	--	1
Naphthalene	ND		ug/kg	190	--	1
Nitrobenzene	ND		ug/kg	170	--	1
NDPA/DPA	ND		ug/kg	150	--	1
n-Nitrosodi-n-propylamine	ND		ug/kg	190	--	1
Bis(2-ethylhexyl)phthalate	ND		ug/kg	190	--	1
Butyl benzyl phthalate	ND		ug/kg	190	--	1

Project Name: SALEM DEPOT **Lab Number:** L2008252

Project Number: 52223.00 **Report Date:** 03/03/20

SAMPLE RESULTS

Lab ID: L2008252-08 Date Collected: 02/20/20 09:00

Client ID: SB-21 (0-3) Date Received: 02/25/20

Sample Location: SALEM, NH Field Prep: Not Specified

Sample Depth:

Parameter	Result	Qualifier	Units	RL	MDL	Dilution Factor
Semivolatile Organics by GC/MS - Westborough Lab						
Di-n-butylphthalate	ND		ug/kg	190	--	1
Di-n-octylphthalate	ND		ug/kg	190	--	1
Diethyl phthalate	ND		ug/kg	190	--	1
Dimethyl phthalate	ND		ug/kg	190	--	1
Benzo(a)anthracene	1000		ug/kg	110	--	1
Benzo(a)pyrene	1200		ug/kg	150	--	1
Benzo(b)fluoranthene	1500		ug/kg	110	--	1
Benzo(k)fluoranthene	570		ug/kg	110	--	1
Chrysene	1000		ug/kg	110	--	1
Acenaphthylene	360		ug/kg	150	--	1
Anthracene	190		ug/kg	110	--	1
Benzo(ghi)perylene	720		ug/kg	150	--	1
Fluorene	ND		ug/kg	190	--	1
Phenanthrene	380		ug/kg	110	--	1
Dibenzo(a,h)anthracene	180		ug/kg	110	--	1
Indeno(1,2,3-cd)pyrene	820		ug/kg	150	--	1
Pyrene	1400		ug/kg	110	--	1
Biphenyl	ND		ug/kg	440	--	1
Aniline	ND		ug/kg	230	--	1
4-Chloroaniline	ND		ug/kg	190	--	1
1-Methylnaphthalene	ND		ug/kg	190	--	1
2-Nitroaniline	ND		ug/kg	190	--	1
3-Nitroaniline	ND		ug/kg	190	--	1
4-Nitroaniline	ND		ug/kg	190	--	1
Dibenzofuran	ND		ug/kg	190	--	1
2-Methylnaphthalene	ND		ug/kg	230	--	1
n-Nitrosodimethylamine	ND		ug/kg	380	--	1
2,4,6-Trichlorophenol	ND		ug/kg	110	--	1
p-Chloro-m-cresol	ND		ug/kg	190	--	1
2-Chlorophenol	ND		ug/kg	190	--	1
2,4-Dichlorophenol	ND		ug/kg	170	--	1
2,4-Dimethylphenol	ND		ug/kg	190	--	1
2-Nitrophenol	ND		ug/kg	410	--	1
4-Nitrophenol	ND		ug/kg	270	--	1
2,4-Dinitrophenol	ND		ug/kg	920	--	1
4,6-Dinitro-o-cresol	ND		ug/kg	500	--	1
Pentachlorophenol	ND		ug/kg	150	--	1

Project Name: SALEM DEPOT
Project Number: 52223.00
Lab Number: L2008252
Report Date: 03/03/20

SAMPLE RESULTS

Lab ID: L2008252-08
Client ID: SB-21 (0-3)
Sample Location: SALEM, NH

Date Collected: 02/20/20 09:00
Date Received: 02/25/20
Field Prep: Not Specified

Sample Depth:

Parameter	Result	Qualifier	Units	RL	MDL	Dilution Factor
Semivolatile Organics by GC/MS - Westborough Lab						
Phenol	ND		ug/kg	190	--	1
2-Methylphenol	ND		ug/kg	190	--	1
3-Methylphenol/4-Methylphenol	ND		ug/kg	270	--	1
2,4,5-Trichlorophenol	ND		ug/kg	190	--	1
Benzoic Acid	ND		ug/kg	620	--	1
Benzyl Alcohol	ND		ug/kg	190	--	1
Carbazole	ND		ug/kg	190	--	1
Pyridine	ND		ug/kg	210	--	1

Surrogate	% Recovery	Qualifier	Acceptance Criteria
2-Fluorophenol	87		25-120
Phenol-d6	90		10-120
Nitrobenzene-d5	87		23-120
2-Fluorobiphenyl	93		30-120
2,4,6-Tribromophenol	113		10-136
4-Terphenyl-d14	96		18-120

Project Name: SALEM DEPOT
Project Number: 52223.00

Lab Number: L2008252
Report Date: 03/03/20

SAMPLE RESULTS

Lab ID: L2008252-09
Client ID: SB-22 (0-3)
Sample Location: SALEM, NH

Date Collected: 02/20/20 09:30
Date Received: 02/25/20
Field Prep: Not Specified

Sample Depth:
Matrix: Soil
Analytical Method: 1,8270D
Analytical Date: 03/03/20 05:28
Analyst: WR
Percent Solids: 90%

Extraction Method: EPA 3546
Extraction Date: 02/26/20 23:12

Parameter	Result	Qualifier	Units	RL	MDL	Dilution Factor
Semivolatile Organics by GC/MS - Westborough Lab						
Acenaphthene	ND		ug/kg	150	--	1
Benzidine	ND		ug/kg	600	--	1
1,2,4-Trichlorobenzene	ND		ug/kg	180	--	1
Hexachlorobenzene	ND		ug/kg	110	--	1
Bis(2-chloroethyl)ether	ND		ug/kg	160	--	1
2-Chloronaphthalene	ND		ug/kg	180	--	1
1,2-Dichlorobenzene	ND		ug/kg	180	--	1
1,3-Dichlorobenzene	ND		ug/kg	180	--	1
1,4-Dichlorobenzene	ND		ug/kg	180	--	1
3,3'-Dichlorobenzidine	ND		ug/kg	180	--	1
2,4-Dinitrotoluene	ND		ug/kg	180	--	1
2,6-Dinitrotoluene	ND		ug/kg	180	--	1
Azobenzene	ND		ug/kg	180	--	1
Fluoranthene	6700		ug/kg	110	--	1
4-Chlorophenyl phenyl ether	ND		ug/kg	180	--	1
4-Bromophenyl phenyl ether	ND		ug/kg	180	--	1
Bis(2-chloroisopropyl)ether	ND		ug/kg	220	--	1
Bis(2-chloroethoxy)methane	ND		ug/kg	200	--	1
Hexachlorobutadiene	ND		ug/kg	180	--	1
Hexachlorocyclopentadiene	ND		ug/kg	520	--	1
Hexachloroethane	ND		ug/kg	150	--	1
Isophorone	ND		ug/kg	160	--	1
Naphthalene	ND		ug/kg	180	--	1
Nitrobenzene	ND		ug/kg	160	--	1
NDPA/DPA	ND		ug/kg	150	--	1
n-Nitrosodi-n-propylamine	ND		ug/kg	180	--	1
Bis(2-ethylhexyl)phthalate	ND		ug/kg	180	--	1
Butyl benzyl phthalate	ND		ug/kg	180	--	1

Project Name: SALEM DEPOT **Lab Number:** L2008252

Project Number: 52223.00 **Report Date:** 03/03/20

SAMPLE RESULTS

Lab ID: L2008252-09 Date Collected: 02/20/20 09:30

Client ID: SB-22 (0-3) Date Received: 02/25/20

Sample Location: SALEM, NH Field Prep: Not Specified

Sample Depth:

Parameter	Result	Qualifier	Units	RL	MDL	Dilution Factor
Semivolatile Organics by GC/MS - Westborough Lab						
Di-n-butylphthalate	ND		ug/kg	180	--	1
Di-n-octylphthalate	ND		ug/kg	180	--	1
Diethyl phthalate	ND		ug/kg	180	--	1
Dimethyl phthalate	ND		ug/kg	180	--	1
Benzo(a)anthracene	4800		ug/kg	110	--	1
Benzo(a)pyrene	5200		ug/kg	150	--	1
Benzo(b)fluoranthene	7000		ug/kg	110	--	1
Benzo(k)fluoranthene	2000		ug/kg	110	--	1
Chrysene	4700		ug/kg	110	--	1
Acenaphthylene	1600		ug/kg	150	--	1
Anthracene	930		ug/kg	110	--	1
Benzo(ghi)perylene	2900		ug/kg	150	--	1
Fluorene	ND		ug/kg	180	--	1
Phenanthrene	2600		ug/kg	110	--	1
Dibenzo(a,h)anthracene	930		ug/kg	110	--	1
Indeno(1,2,3-cd)pyrene	3200		ug/kg	150	--	1
Pyrene	6000		ug/kg	110	--	1
Biphenyl	ND		ug/kg	420	--	1
Aniline	ND		ug/kg	220	--	1
4-Chloroaniline	ND		ug/kg	180	--	1
1-Methylnaphthalene	ND		ug/kg	180	--	1
2-Nitroaniline	ND		ug/kg	180	--	1
3-Nitroaniline	ND		ug/kg	180	--	1
4-Nitroaniline	ND		ug/kg	180	--	1
Dibenzofuran	ND		ug/kg	180	--	1
2-Methylnaphthalene	ND		ug/kg	220	--	1
n-Nitrosodimethylamine	ND		ug/kg	370	--	1
2,4,6-Trichlorophenol	ND		ug/kg	110	--	1
p-Chloro-m-cresol	ND		ug/kg	180	--	1
2-Chlorophenol	ND		ug/kg	180	--	1
2,4-Dichlorophenol	ND		ug/kg	160	--	1
2,4-Dimethylphenol	ND		ug/kg	180	--	1
2-Nitrophenol	ND		ug/kg	400	--	1
4-Nitrophenol	ND		ug/kg	260	--	1
2,4-Dinitrophenol	ND		ug/kg	880	--	1
4,6-Dinitro-o-cresol	ND		ug/kg	480	--	1
Pentachlorophenol	ND		ug/kg	150	--	1

Project Name: SALEM DEPOT
Project Number: 52223.00
Lab Number: L2008252
Report Date: 03/03/20

SAMPLE RESULTS

Lab ID: L2008252-09
Client ID: SB-22 (0-3)
Sample Location: SALEM, NH

Date Collected: 02/20/20 09:30
Date Received: 02/25/20
Field Prep: Not Specified

Sample Depth:

Parameter	Result	Qualifier	Units	RL	MDL	Dilution Factor
Semivolatile Organics by GC/MS - Westborough Lab						
Phenol	ND		ug/kg	180	--	1
2-Methylphenol	ND		ug/kg	180	--	1
3-Methylphenol/4-Methylphenol	ND		ug/kg	260	--	1
2,4,5-Trichlorophenol	ND		ug/kg	180	--	1
Benzoic Acid	ND		ug/kg	590	--	1
Benzyl Alcohol	ND		ug/kg	180	--	1
Carbazole	190		ug/kg	180	--	1
Pyridine	ND		ug/kg	200	--	1

Surrogate	% Recovery	Qualifier	Acceptance Criteria
2-Fluorophenol	84		25-120
Phenol-d6	87		10-120
Nitrobenzene-d5	107		23-120
2-Fluorobiphenyl	84		30-120
2,4,6-Tribromophenol	109		10-136
4-Terphenyl-d14	93		18-120

Project Name: SALEM DEPOT
Project Number: 52223.00

Lab Number: L2008252
Report Date: 03/03/20

SAMPLE RESULTS

Lab ID: L2008252-10
Client ID: SB-23 (0-10)
Sample Location: SALEM, NH

Date Collected: 02/24/20 11:00
Date Received: 02/25/20
Field Prep: Not Specified

Sample Depth:
Matrix: Soil
Analytical Method: 1,8270D
Analytical Date: 03/03/20 02:29
Analyst: WR
Percent Solids: 79%

Extraction Method: EPA 3546
Extraction Date: 02/26/20 23:12

Parameter	Result	Qualifier	Units	RL	MDL	Dilution Factor
Semivolatile Organics by GC/MS - Westborough Lab						
Acenaphthene	ND		ug/kg	160	--	1
Benzidine	ND		ug/kg	670	--	1
1,2,4-Trichlorobenzene	ND		ug/kg	200	--	1
Hexachlorobenzene	ND		ug/kg	120	--	1
Bis(2-chloroethyl)ether	ND		ug/kg	180	--	1
2-Chloronaphthalene	ND		ug/kg	200	--	1
1,2-Dichlorobenzene	ND		ug/kg	200	--	1
1,3-Dichlorobenzene	ND		ug/kg	200	--	1
1,4-Dichlorobenzene	ND		ug/kg	200	--	1
3,3'-Dichlorobenzidine	ND		ug/kg	200	--	1
2,4-Dinitrotoluene	ND		ug/kg	200	--	1
2,6-Dinitrotoluene	ND		ug/kg	200	--	1
Azobenzene	ND		ug/kg	200	--	1
Fluoranthene	400		ug/kg	120	--	1
4-Chlorophenyl phenyl ether	ND		ug/kg	200	--	1
4-Bromophenyl phenyl ether	ND		ug/kg	200	--	1
Bis(2-chloroisopropyl)ether	ND		ug/kg	240	--	1
Bis(2-chloroethoxy)methane	ND		ug/kg	220	--	1
Hexachlorobutadiene	ND		ug/kg	200	--	1
Hexachlorocyclopentadiene	ND		ug/kg	580	--	1
Hexachloroethane	ND		ug/kg	160	--	1
Isophorone	ND		ug/kg	180	--	1
Naphthalene	ND		ug/kg	200	--	1
Nitrobenzene	ND		ug/kg	180	--	1
NDPA/DPA	ND		ug/kg	160	--	1
n-Nitrosodi-n-propylamine	ND		ug/kg	200	--	1
Bis(2-ethylhexyl)phthalate	ND		ug/kg	200	--	1
Butyl benzyl phthalate	ND		ug/kg	200	--	1

Project Name: SALEM DEPOT **Lab Number:** L2008252

Project Number: 52223.00 **Report Date:** 03/03/20

SAMPLE RESULTS

Lab ID: L2008252-10 Date Collected: 02/24/20 11:00

Client ID: SB-23 (0-10) Date Received: 02/25/20

Sample Location: SALEM, NH Field Prep: Not Specified

Sample Depth:

Parameter	Result	Qualifier	Units	RL	MDL	Dilution Factor
Semivolatile Organics by GC/MS - Westborough Lab						
Di-n-butylphthalate	ND		ug/kg	200	--	1
Di-n-octylphthalate	ND		ug/kg	200	--	1
Diethyl phthalate	ND		ug/kg	200	--	1
Dimethyl phthalate	ND		ug/kg	200	--	1
Benzo(a)anthracene	220		ug/kg	120	--	1
Benzo(a)pyrene	280		ug/kg	160	--	1
Benzo(b)fluoranthene	350		ug/kg	120	--	1
Benzo(k)fluoranthene	120		ug/kg	120	--	1
Chrysene	250		ug/kg	120	--	1
Acenaphthylene	ND		ug/kg	160	--	1
Anthracene	ND		ug/kg	120	--	1
Benzo(ghi)perylene	160		ug/kg	160	--	1
Fluorene	ND		ug/kg	200	--	1
Phenanthrene	130		ug/kg	120	--	1
Dibenzo(a,h)anthracene	ND		ug/kg	120	--	1
Indeno(1,2,3-cd)pyrene	170		ug/kg	160	--	1
Pyrene	380		ug/kg	120	--	1
Biphenyl	ND		ug/kg	460	--	1
Aniline	ND		ug/kg	240	--	1
4-Chloroaniline	ND		ug/kg	200	--	1
1-Methylnaphthalene	ND		ug/kg	200	--	1
2-Nitroaniline	ND		ug/kg	200	--	1
3-Nitroaniline	ND		ug/kg	200	--	1
4-Nitroaniline	ND		ug/kg	200	--	1
Dibenzofuran	ND		ug/kg	200	--	1
2-Methylnaphthalene	ND		ug/kg	240	--	1
n-Nitrosodimethylamine	ND		ug/kg	410	--	1
2,4,6-Trichlorophenol	ND		ug/kg	120	--	1
p-Chloro-m-cresol	ND		ug/kg	200	--	1
2-Chlorophenol	ND		ug/kg	200	--	1
2,4-Dichlorophenol	ND		ug/kg	180	--	1
2,4-Dimethylphenol	ND		ug/kg	200	--	1
2-Nitrophenol	ND		ug/kg	440	--	1
4-Nitrophenol	ND		ug/kg	280	--	1
2,4-Dinitrophenol	ND		ug/kg	980	--	1
4,6-Dinitro-o-cresol	ND		ug/kg	530	--	1
Pentachlorophenol	ND		ug/kg	160	--	1

Project Name: SALEM DEPOT
Project Number: 52223.00
Lab Number: L2008252
Report Date: 03/03/20

SAMPLE RESULTS

Lab ID: L2008252-10
Client ID: SB-23 (0-10)
Sample Location: SALEM, NH

Date Collected: 02/24/20 11:00
Date Received: 02/25/20
Field Prep: Not Specified

Sample Depth:

Parameter	Result	Qualifier	Units	RL	MDL	Dilution Factor
Semivolatile Organics by GC/MS - Westborough Lab						
Phenol	ND		ug/kg	200	--	1
2-Methylphenol	ND		ug/kg	200	--	1
3-Methylphenol/4-Methylphenol	ND		ug/kg	290	--	1
2,4,5-Trichlorophenol	ND		ug/kg	200	--	1
Benzoic Acid	ND		ug/kg	660	--	1
Benzyl Alcohol	ND		ug/kg	200	--	1
Carbazole	ND		ug/kg	200	--	1
Pyridine	ND		ug/kg	220	--	1

Surrogate	% Recovery	Qualifier	Acceptance Criteria
2-Fluorophenol	75		25-120
Phenol-d6	81		10-120
Nitrobenzene-d5	98		23-120
2-Fluorobiphenyl	72		30-120
2,4,6-Tribromophenol	88		10-136
4-Terphenyl-d14	68		18-120

Project Name: SALEM DEPOT
Project Number: 52223.00

Lab Number: L2008252
Report Date: 03/03/20

SAMPLE RESULTS

Lab ID: L2008252-11
Client ID: SB-24 (0-10)
Sample Location: SALEM, NH

Date Collected: 02/21/20 11:00
Date Received: 02/25/20
Field Prep: Not Specified

Sample Depth:
Matrix: Soil
Analytical Method: 1,8270D
Analytical Date: 02/28/20 07:47
Analyst: ALS
Percent Solids: 74%

Extraction Method: EPA 3546
Extraction Date: 02/26/20 23:12

Parameter	Result	Qualifier	Units	RL	MDL	Dilution Factor
Semivolatile Organics by GC/MS - Westborough Lab						
Acenaphthene	ND		ug/kg	180	--	1
Benzidine	ND		ug/kg	730	--	1
1,2,4-Trichlorobenzene	ND		ug/kg	220	--	1
Hexachlorobenzene	ND		ug/kg	130	--	1
Bis(2-chloroethyl)ether	ND		ug/kg	200	--	1
2-Chloronaphthalene	ND		ug/kg	220	--	1
1,2-Dichlorobenzene	ND		ug/kg	220	--	1
1,3-Dichlorobenzene	ND		ug/kg	220	--	1
1,4-Dichlorobenzene	ND		ug/kg	220	--	1
3,3'-Dichlorobenzidine	ND		ug/kg	220	--	1
2,4-Dinitrotoluene	ND		ug/kg	220	--	1
2,6-Dinitrotoluene	ND		ug/kg	220	--	1
Azobenzene	ND		ug/kg	220	--	1
Fluoranthene	ND		ug/kg	130	--	1
4-Chlorophenyl phenyl ether	ND		ug/kg	220	--	1
4-Bromophenyl phenyl ether	ND		ug/kg	220	--	1
Bis(2-chloroisopropyl)ether	ND		ug/kg	260	--	1
Bis(2-chloroethoxy)methane	ND		ug/kg	240	--	1
Hexachlorobutadiene	ND		ug/kg	220	--	1
Hexachlorocyclopentadiene	ND		ug/kg	630	--	1
Hexachloroethane	ND		ug/kg	180	--	1
Isophorone	ND		ug/kg	200	--	1
Naphthalene	ND		ug/kg	220	--	1
Nitrobenzene	ND		ug/kg	200	--	1
NDPA/DPA	ND		ug/kg	180	--	1
n-Nitrosodi-n-propylamine	ND		ug/kg	220	--	1
Bis(2-ethylhexyl)phthalate	ND		ug/kg	220	--	1
Butyl benzyl phthalate	ND		ug/kg	220	--	1

Project Name: SALEM DEPOT **Lab Number:** L2008252

Project Number: 52223.00 **Report Date:** 03/03/20

SAMPLE RESULTS

Lab ID: L2008252-11 Date Collected: 02/21/20 11:00

Client ID: SB-24 (0-10) Date Received: 02/25/20

Sample Location: SALEM, NH Field Prep: Not Specified

Sample Depth:

Parameter	Result	Qualifier	Units	RL	MDL	Dilution Factor
Semivolatile Organics by GC/MS - Westborough Lab						
Di-n-butylphthalate	ND		ug/kg	220	--	1
Di-n-octylphthalate	ND		ug/kg	220	--	1
Diethyl phthalate	ND		ug/kg	220	--	1
Dimethyl phthalate	ND		ug/kg	220	--	1
Benzo(a)anthracene	ND		ug/kg	130	--	1
Benzo(a)pyrene	ND		ug/kg	180	--	1
Benzo(b)fluoranthene	ND		ug/kg	130	--	1
Benzo(k)fluoranthene	ND		ug/kg	130	--	1
Chrysene	ND		ug/kg	130	--	1
Acenaphthylene	ND		ug/kg	180	--	1
Anthracene	ND		ug/kg	130	--	1
Benzo(ghi)perylene	ND		ug/kg	180	--	1
Fluorene	ND		ug/kg	220	--	1
Phenanthrene	ND		ug/kg	130	--	1
Dibenzo(a,h)anthracene	ND		ug/kg	130	--	1
Indeno(1,2,3-cd)pyrene	ND		ug/kg	180	--	1
Pyrene	ND		ug/kg	130	--	1
Biphenyl	ND		ug/kg	500	--	1
Aniline	ND		ug/kg	260	--	1
4-Chloroaniline	ND		ug/kg	220	--	1
1-Methylnaphthalene	ND		ug/kg	220	--	1
2-Nitroaniline	ND		ug/kg	220	--	1
3-Nitroaniline	ND		ug/kg	220	--	1
4-Nitroaniline	ND		ug/kg	220	--	1
Dibenzofuran	ND		ug/kg	220	--	1
2-Methylnaphthalene	ND		ug/kg	260	--	1
n-Nitrosodimethylamine	ND		ug/kg	440	--	1
2,4,6-Trichlorophenol	ND		ug/kg	130	--	1
p-Chloro-m-cresol	ND		ug/kg	220	--	1
2-Chlorophenol	ND		ug/kg	220	--	1
2,4-Dichlorophenol	ND		ug/kg	200	--	1
2,4-Dimethylphenol	ND		ug/kg	220	--	1
2-Nitrophenol	ND		ug/kg	480	--	1
4-Nitrophenol	ND		ug/kg	310	--	1
2,4-Dinitrophenol	ND		ug/kg	1100	--	1
4,6-Dinitro-o-cresol	ND		ug/kg	570	--	1
Pentachlorophenol	ND		ug/kg	180	--	1

Project Name: SALEM DEPOT **Lab Number:** L2008252

Project Number: 52223.00 **Report Date:** 03/03/20

SAMPLE RESULTS

Lab ID: L2008252-11 Date Collected: 02/21/20 11:00

Client ID: SB-24 (0-10) Date Received: 02/25/20

Sample Location: SALEM, NH Field Prep: Not Specified

Sample Depth:

Parameter	Result	Qualifier	Units	RL	MDL	Dilution Factor
Semivolatile Organics by GC/MS - Westborough Lab						
Phenol	ND		ug/kg	220	--	1
2-Methylphenol	ND		ug/kg	220	--	1
3-Methylphenol/4-Methylphenol	ND		ug/kg	320	--	1
2,4,5-Trichlorophenol	ND		ug/kg	220	--	1
Benzoic Acid	ND		ug/kg	720	--	1
Benzyl Alcohol	ND		ug/kg	220	--	1
Carbazole	ND		ug/kg	220	--	1
Pyridine	ND		ug/kg	240	--	1

Surrogate	% Recovery	Qualifier	Acceptance Criteria
2-Fluorophenol	72		25-120
Phenol-d6	77		10-120
Nitrobenzene-d5	71		23-120
2-Fluorobiphenyl	70		30-120
2,4,6-Tribromophenol	85		10-136
4-Terphenyl-d14	63		18-120

Project Name: SALEM DEPOT
Project Number: 52223.00

Lab Number: L2008252
Report Date: 03/03/20

SAMPLE RESULTS

Lab ID: L2008252-12
Client ID: SB-25 (0-6)
Sample Location: SALEM, NH

Sample Depth:
Matrix: Soil
Analytical Method: 1,8270D
Analytical Date: 02/28/20 13:22
Analyst: IM
Percent Solids: 81%

Date Collected: 02/20/20 11:30
Date Received: 02/25/20
Field Prep: Not Specified

Extraction Method: EPA 3546
Extraction Date: 02/26/20 23:12

Parameter	Result	Qualifier	Units	RL	MDL	Dilution Factor
Semivolatile Organics by GC/MS - Westborough Lab						
Acenaphthene	ND		ug/kg	160	--	1
Benzidine	ND		ug/kg	660	--	1
1,2,4-Trichlorobenzene	ND		ug/kg	200	--	1
Hexachlorobenzene	ND		ug/kg	120	--	1
Bis(2-chloroethyl)ether	ND		ug/kg	180	--	1
2-Chloronaphthalene	ND		ug/kg	200	--	1
1,2-Dichlorobenzene	ND		ug/kg	200	--	1
1,3-Dichlorobenzene	ND		ug/kg	200	--	1
1,4-Dichlorobenzene	ND		ug/kg	200	--	1
3,3'-Dichlorobenzidine	ND		ug/kg	200	--	1
2,4-Dinitrotoluene	ND		ug/kg	200	--	1
2,6-Dinitrotoluene	ND		ug/kg	200	--	1
Azobenzene	ND		ug/kg	200	--	1
Fluoranthene	740		ug/kg	120	--	1
4-Chlorophenyl phenyl ether	ND		ug/kg	200	--	1
4-Bromophenyl phenyl ether	ND		ug/kg	200	--	1
Bis(2-chloroisopropyl)ether	ND		ug/kg	240	--	1
Bis(2-chloroethoxy)methane	ND		ug/kg	220	--	1
Hexachlorobutadiene	ND		ug/kg	200	--	1
Hexachlorocyclopentadiene	ND		ug/kg	570	--	1
Hexachloroethane	ND		ug/kg	160	--	1
Isophorone	ND		ug/kg	180	--	1
Naphthalene	ND		ug/kg	200	--	1
Nitrobenzene	ND		ug/kg	180	--	1
NDPA/DPA	ND		ug/kg	160	--	1
n-Nitrosodi-n-propylamine	ND		ug/kg	200	--	1
Bis(2-ethylhexyl)phthalate	ND		ug/kg	200	--	1
Butyl benzyl phthalate	ND		ug/kg	200	--	1

Project Name: SALEM DEPOT **Lab Number:** L2008252

Project Number: 52223.00 **Report Date:** 03/03/20

SAMPLE RESULTS

Lab ID: L2008252-12 Date Collected: 02/20/20 11:30

Client ID: SB-25 (0-6) Date Received: 02/25/20

Sample Location: SALEM, NH Field Prep: Not Specified

Sample Depth:

Parameter	Result	Qualifier	Units	RL	MDL	Dilution Factor
Semivolatile Organics by GC/MS - Westborough Lab						
Di-n-butylphthalate	ND		ug/kg	200	--	1
Di-n-octylphthalate	ND		ug/kg	200	--	1
Diethyl phthalate	ND		ug/kg	200	--	1
Dimethyl phthalate	ND		ug/kg	200	--	1
Benzo(a)anthracene	410		ug/kg	120	--	1
Benzo(a)pyrene	490		ug/kg	160	--	1
Benzo(b)fluoranthene	670		ug/kg	120	--	1
Benzo(k)fluoranthene	250		ug/kg	120	--	1
Chrysene	490		ug/kg	120	--	1
Acenaphthylene	ND		ug/kg	160	--	1
Anthracene	ND		ug/kg	120	--	1
Benzo(ghi)perylene	340		ug/kg	160	--	1
Fluorene	ND		ug/kg	200	--	1
Phenanthrene	300		ug/kg	120	--	1
Dibenzo(a,h)anthracene	ND		ug/kg	120	--	1
Indeno(1,2,3-cd)pyrene	340		ug/kg	160	--	1
Pyrene	650		ug/kg	120	--	1
Biphenyl	ND		ug/kg	460	--	1
Aniline	ND		ug/kg	240	--	1
4-Chloroaniline	ND		ug/kg	200	--	1
1-Methylnaphthalene	ND		ug/kg	200	--	1
2-Nitroaniline	ND		ug/kg	200	--	1
3-Nitroaniline	ND		ug/kg	200	--	1
4-Nitroaniline	ND		ug/kg	200	--	1
Dibenzofuran	ND		ug/kg	200	--	1
2-Methylnaphthalene	ND		ug/kg	240	--	1
n-Nitrosodimethylamine	ND		ug/kg	400	--	1
2,4,6-Trichlorophenol	ND		ug/kg	120	--	1
p-Chloro-m-cresol	ND		ug/kg	200	--	1
2-Chlorophenol	ND		ug/kg	200	--	1
2,4-Dichlorophenol	ND		ug/kg	180	--	1
2,4-Dimethylphenol	ND		ug/kg	200	--	1
2-Nitrophenol	ND		ug/kg	430	--	1
4-Nitrophenol	ND		ug/kg	280	--	1
2,4-Dinitrophenol	ND		ug/kg	960	--	1
4,6-Dinitro-o-cresol	ND		ug/kg	520	--	1
Pentachlorophenol	ND		ug/kg	160	--	1

Project Name: SALEM DEPOT
Project Number: 52223.00
Lab Number: L2008252
Report Date: 03/03/20

SAMPLE RESULTS

Lab ID: L2008252-12
Client ID: SB-25 (0-6)
Sample Location: SALEM, NH

Date Collected: 02/20/20 11:30
Date Received: 02/25/20
Field Prep: Not Specified

Sample Depth:

Parameter	Result	Qualifier	Units	RL	MDL	Dilution Factor
Semivolatile Organics by GC/MS - Westborough Lab						
Phenol	ND		ug/kg	200	--	1
2-Methylphenol	ND		ug/kg	200	--	1
3-Methylphenol/4-Methylphenol	ND		ug/kg	290	--	1
2,4,5-Trichlorophenol	ND		ug/kg	200	--	1
Benzoic Acid	ND		ug/kg	650	--	1
Benzyl Alcohol	ND		ug/kg	200	--	1
Carbazole	ND		ug/kg	200	--	1
Pyridine	ND		ug/kg	220	--	1

Surrogate	% Recovery	Qualifier	Acceptance Criteria
2-Fluorophenol	76		25-120
Phenol-d6	71		10-120
Nitrobenzene-d5	74		23-120
2-Fluorobiphenyl	85		30-120
2,4,6-Tribromophenol	87		10-136
4-Terphenyl-d14	77		18-120

Project Name: SALEM DEPOT
Project Number: 52223.00
Lab Number: L2008252
Report Date: 03/03/20

SAMPLE RESULTS

Lab ID: L2008252-13 D
Client ID: SB-26 (0-6)
Sample Location: SALEM, NH

Date Collected: 02/20/20 13:00
Date Received: 02/25/20
Field Prep: Not Specified

Sample Depth:
Matrix: Soil
Analytical Method: 1,8270D
Analytical Date: 02/28/20 09:49
Analyst: ALS
Percent Solids: 76%

Extraction Method: EPA 3546
Extraction Date: 02/26/20 23:13

Parameter	Result	Qualifier	Units	RL	MDL	Dilution Factor
Semivolatile Organics by GC/MS - Westborough Lab						
Acenaphthene	ND		ug/kg	1700	--	10
Benzidine	ND		ug/kg	7100	--	10
1,2,4-Trichlorobenzene	ND		ug/kg	2200	--	10
Hexachlorobenzene	ND		ug/kg	1300	--	10
Bis(2-chloroethyl)ether	ND		ug/kg	1900	--	10
2-Chloronaphthalene	ND		ug/kg	2200	--	10
1,2-Dichlorobenzene	ND		ug/kg	2200	--	10
1,3-Dichlorobenzene	ND		ug/kg	2200	--	10
1,4-Dichlorobenzene	ND		ug/kg	2200	--	10
3,3'-Dichlorobenzidine	ND		ug/kg	2200	--	10
2,4-Dinitrotoluene	ND		ug/kg	2200	--	10
2,6-Dinitrotoluene	ND		ug/kg	2200	--	10
Azobenzene	ND		ug/kg	2200	--	10
Fluoranthene	ND		ug/kg	1300	--	10
4-Chlorophenyl phenyl ether	ND		ug/kg	2200	--	10
4-Bromophenyl phenyl ether	ND		ug/kg	2200	--	10
Bis(2-chloroisopropyl)ether	ND		ug/kg	2600	--	10
Bis(2-chloroethoxy)methane	ND		ug/kg	2300	--	10
Hexachlorobutadiene	ND		ug/kg	2200	--	10
Hexachlorocyclopentadiene	ND		ug/kg	6200	--	10
Hexachloroethane	ND		ug/kg	1700	--	10
Isophorone	ND		ug/kg	1900	--	10
Naphthalene	ND		ug/kg	2200	--	10
Nitrobenzene	ND		ug/kg	1900	--	10
NDPA/DPA	ND		ug/kg	1700	--	10
n-Nitrosodi-n-propylamine	ND		ug/kg	2200	--	10
Bis(2-ethylhexyl)phthalate	ND		ug/kg	2200	--	10
Butyl benzyl phthalate	ND		ug/kg	2200	--	10

Project Name: SALEM DEPOT **Lab Number:** L2008252

Project Number: 52223.00 **Report Date:** 03/03/20

SAMPLE RESULTS

Lab ID: L2008252-13 D Date Collected: 02/20/20 13:00

Client ID: SB-26 (0-6) Date Received: 02/25/20

Sample Location: SALEM, NH Field Prep: Not Specified

Sample Depth:

Parameter	Result	Qualifier	Units	RL	MDL	Dilution Factor
Semivolatile Organics by GC/MS - Westborough Lab						
Di-n-butylphthalate	ND		ug/kg	2200	--	10
Di-n-octylphthalate	ND		ug/kg	2200	--	10
Diethyl phthalate	ND		ug/kg	2200	--	10
Dimethyl phthalate	ND		ug/kg	2200	--	10
Benzo(a)anthracene	ND		ug/kg	1300	--	10
Benzo(a)pyrene	ND		ug/kg	1700	--	10
Benzo(b)fluoranthene	1400		ug/kg	1300	--	10
Benzo(k)fluoranthene	ND		ug/kg	1300	--	10
Chrysene	ND		ug/kg	1300	--	10
Acenaphthylene	ND		ug/kg	1700	--	10
Anthracene	ND		ug/kg	1300	--	10
Benzo(ghi)perylene	ND		ug/kg	1700	--	10
Fluorene	ND		ug/kg	2200	--	10
Phenanthrene	ND		ug/kg	1300	--	10
Dibenzo(a,h)anthracene	ND		ug/kg	1300	--	10
Indeno(1,2,3-cd)pyrene	ND		ug/kg	1700	--	10
Pyrene	1700		ug/kg	1300	--	10
Biphenyl	ND		ug/kg	4900	--	10
Aniline	ND		ug/kg	2600	--	10
4-Chloroaniline	ND		ug/kg	2200	--	10
1-Methylnaphthalene	ND		ug/kg	2200	--	10
2-Nitroaniline	ND		ug/kg	2200	--	10
3-Nitroaniline	ND		ug/kg	2200	--	10
4-Nitroaniline	ND		ug/kg	2200	--	10
Dibenzofuran	ND		ug/kg	2200	--	10
2-Methylnaphthalene	ND		ug/kg	2600	--	10
n-Nitrosodimethylamine	ND		ug/kg	4300	--	10
2,4,6-Trichlorophenol	ND		ug/kg	1300	--	10
p-Chloro-m-cresol	ND		ug/kg	2200	--	10
2-Chlorophenol	ND		ug/kg	2200	--	10
2,4-Dichlorophenol	ND		ug/kg	1900	--	10
2,4-Dimethylphenol	ND		ug/kg	2200	--	10
2-Nitrophenol	ND		ug/kg	4700	--	10
4-Nitrophenol	ND		ug/kg	3000	--	10
2,4-Dinitrophenol	ND		ug/kg	10000	--	10
4,6-Dinitro-o-cresol	ND		ug/kg	5600	--	10
Pentachlorophenol	ND		ug/kg	1700	--	10

Project Name: SALEM DEPOT
Project Number: 52223.00
Lab Number: L2008252
Report Date: 03/03/20

SAMPLE RESULTS

Lab ID: L2008252-13 D
Client ID: SB-26 (0-6)
Sample Location: SALEM, NH
Date Collected: 02/20/20 13:00
Date Received: 02/25/20
Field Prep: Not Specified

Sample Depth:

Parameter	Result	Qualifier	Units	RL	MDL	Dilution Factor
Semivolatile Organics by GC/MS - Westborough Lab						
Phenol	ND		ug/kg	2200	--	10
2-Methylphenol	ND		ug/kg	2200	--	10
3-Methylphenol/4-Methylphenol	ND		ug/kg	3100	--	10
2,4,5-Trichlorophenol	ND		ug/kg	2200	--	10
Benzoic Acid	ND		ug/kg	7000	--	10
Benzyl Alcohol	ND		ug/kg	2200	--	10
Carbazole	ND		ug/kg	2200	--	10
Pyridine	ND		ug/kg	2300	--	10

Surrogate	% Recovery	Qualifier	Acceptance Criteria
2-Fluorophenol	82		25-120
Phenol-d6	84		10-120
Nitrobenzene-d5	88		23-120
2-Fluorobiphenyl	74		30-120
2,4,6-Tribromophenol	92		10-136
4-Terphenyl-d14	81		18-120

Project Name: SALEM DEPOT
Project Number: 52223.00
Lab Number: L2008252
Report Date: 03/03/20

SAMPLE RESULTS

Lab ID: L2008252-14 D
Client ID: SB-27 (0-3)
Sample Location: SALEM, NH

Date Collected: 02/21/20 13:15
Date Received: 02/25/20
Field Prep: Not Specified

Sample Depth:
Matrix: Soil
Analytical Method: 1,8270D
Analytical Date: 02/28/20 15:38
Analyst: IM
Percent Solids: 86%

Extraction Method: EPA 3546
Extraction Date: 02/26/20 23:13

Parameter	Result	Qualifier	Units	RL	MDL	Dilution Factor
Semivolatile Organics by GC/MS - Westborough Lab						
Acenaphthene	ND		ug/kg	1500	--	10
Benzidine	ND		ug/kg	6300	--	10
1,2,4-Trichlorobenzene	ND		ug/kg	1900	--	10
Hexachlorobenzene	ND		ug/kg	1200	--	10
Bis(2-chloroethyl)ether	ND		ug/kg	1700	--	10
2-Chloronaphthalene	ND		ug/kg	1900	--	10
1,2-Dichlorobenzene	ND		ug/kg	1900	--	10
1,3-Dichlorobenzene	ND		ug/kg	1900	--	10
1,4-Dichlorobenzene	ND		ug/kg	1900	--	10
3,3'-Dichlorobenzidine	ND		ug/kg	1900	--	10
2,4-Dinitrotoluene	ND		ug/kg	1900	--	10
2,6-Dinitrotoluene	ND		ug/kg	1900	--	10
Azobenzene	ND		ug/kg	1900	--	10
Fluoranthene	4000		ug/kg	1200	--	10
4-Chlorophenyl phenyl ether	ND		ug/kg	1900	--	10
4-Bromophenyl phenyl ether	ND		ug/kg	1900	--	10
Bis(2-chloroisopropyl)ether	ND		ug/kg	2300	--	10
Bis(2-chloroethoxy)methane	ND		ug/kg	2100	--	10
Hexachlorobutadiene	ND		ug/kg	1900	--	10
Hexachlorocyclopentadiene	ND		ug/kg	5500	--	10
Hexachloroethane	ND		ug/kg	1500	--	10
Isophorone	ND		ug/kg	1700	--	10
Naphthalene	ND		ug/kg	1900	--	10
Nitrobenzene	ND		ug/kg	1700	--	10
NDPA/DPA	ND		ug/kg	1500	--	10
n-Nitrosodi-n-propylamine	ND		ug/kg	1900	--	10
Bis(2-ethylhexyl)phthalate	ND		ug/kg	1900	--	10
Butyl benzyl phthalate	ND		ug/kg	1900	--	10

Project Name: SALEM DEPOT **Lab Number:** L2008252

Project Number: 52223.00 **Report Date:** 03/03/20

SAMPLE RESULTS

Lab ID: L2008252-14 D Date Collected: 02/21/20 13:15

Client ID: SB-27 (0-3) Date Received: 02/25/20

Sample Location: SALEM, NH Field Prep: Not Specified

Sample Depth:

Parameter	Result	Qualifier	Units	RL	MDL	Dilution Factor
Semivolatile Organics by GC/MS - Westborough Lab						
Di-n-butylphthalate	ND		ug/kg	1900	--	10
Di-n-octylphthalate	ND		ug/kg	1900	--	10
Diethyl phthalate	ND		ug/kg	1900	--	10
Dimethyl phthalate	ND		ug/kg	1900	--	10
Benzo(a)anthracene	1900		ug/kg	1200	--	10
Benzo(a)pyrene	2000		ug/kg	1500	--	10
Benzo(b)fluoranthene	2900		ug/kg	1200	--	10
Benzo(k)fluoranthene	ND		ug/kg	1200	--	10
Chrysene	2200		ug/kg	1200	--	10
Acenaphthylene	ND		ug/kg	1500	--	10
Anthracene	ND		ug/kg	1200	--	10
Benzo(ghi)perylene	ND		ug/kg	1500	--	10
Fluorene	ND		ug/kg	1900	--	10
Phenanthrene	1800		ug/kg	1200	--	10
Dibenzo(a,h)anthracene	ND		ug/kg	1200	--	10
Indeno(1,2,3-cd)pyrene	ND		ug/kg	1500	--	10
Pyrene	3400		ug/kg	1200	--	10
Biphenyl	ND		ug/kg	4400	--	10
Aniline	ND		ug/kg	2300	--	10
4-Chloroaniline	ND		ug/kg	1900	--	10
1-Methylnaphthalene	ND		ug/kg	1900	--	10
2-Nitroaniline	ND		ug/kg	1900	--	10
3-Nitroaniline	ND		ug/kg	1900	--	10
4-Nitroaniline	ND		ug/kg	1900	--	10
Dibenzofuran	ND		ug/kg	1900	--	10
2-Methylnaphthalene	ND		ug/kg	2300	--	10
n-Nitrosodimethylamine	ND		ug/kg	3800	--	10
2,4,6-Trichlorophenol	ND		ug/kg	1200	--	10
p-Chloro-m-cresol	ND		ug/kg	1900	--	10
2-Chlorophenol	ND		ug/kg	1900	--	10
2,4-Dichlorophenol	ND		ug/kg	1700	--	10
2,4-Dimethylphenol	ND		ug/kg	1900	--	10
2-Nitrophenol	ND		ug/kg	4200	--	10
4-Nitrophenol	ND		ug/kg	2700	--	10
2,4-Dinitrophenol	ND		ug/kg	9200	--	10
4,6-Dinitro-o-cresol	ND		ug/kg	5000	--	10
Pentachlorophenol	ND		ug/kg	1500	--	10

Project Name: SALEM DEPOT **Lab Number:** L2008252

Project Number: 52223.00 **Report Date:** 03/03/20

SAMPLE RESULTS

Lab ID: L2008252-14 D Date Collected: 02/21/20 13:15

Client ID: SB-27 (0-3) Date Received: 02/25/20

Sample Location: SALEM, NH Field Prep: Not Specified

Sample Depth:

Parameter	Result	Qualifier	Units	RL	MDL	Dilution Factor
Semivolatile Organics by GC/MS - Westborough Lab						
Phenol	ND		ug/kg	1900	--	10
2-Methylphenol	ND		ug/kg	1900	--	10
3-Methylphenol/4-Methylphenol	ND		ug/kg	2800	--	10
2,4,5-Trichlorophenol	ND		ug/kg	1900	--	10
Benzoic Acid	ND		ug/kg	6200	--	10
Benzyl Alcohol	ND		ug/kg	1900	--	10
Carbazole	ND		ug/kg	1900	--	10
Pyridine	ND		ug/kg	2100	--	10

Surrogate	% Recovery	Qualifier	Acceptance Criteria
2-Fluorophenol	77		25-120
Phenol-d6	75		10-120
Nitrobenzene-d5	69		23-120
2-Fluorobiphenyl	83		30-120
2,4,6-Tribromophenol	81		10-136
4-Terphenyl-d14	73		18-120

Project Name: SALEM DEPOT
Project Number: 52223.00

Lab Number: L2008252
Report Date: 03/03/20

SAMPLE RESULTS

Lab ID: L2008252-15
Client ID: SB-28 (0-3)
Sample Location: SALEM, NH

Date Collected: 02/20/20 13:30
Date Received: 02/25/20
Field Prep: Not Specified

Sample Depth:
Matrix: Soil
Analytical Method: 1,8270D
Analytical Date: 03/03/20 11:14
Analyst: WR
Percent Solids: 89%

Extraction Method: EPA 3546
Extraction Date: 02/26/20 23:13

Parameter	Result	Qualifier	Units	RL	MDL	Dilution Factor
Semivolatile Organics by GC/MS - Westborough Lab						
Acenaphthene	ND		ug/kg	150	--	1
Benzidine	ND		ug/kg	600	--	1
1,2,4-Trichlorobenzene	ND		ug/kg	180	--	1
Hexachlorobenzene	ND		ug/kg	110	--	1
Bis(2-chloroethyl)ether	ND		ug/kg	160	--	1
2-Chloronaphthalene	ND		ug/kg	180	--	1
1,2-Dichlorobenzene	ND		ug/kg	180	--	1
1,3-Dichlorobenzene	ND		ug/kg	180	--	1
1,4-Dichlorobenzene	ND		ug/kg	180	--	1
3,3'-Dichlorobenzidine	ND		ug/kg	180	--	1
2,4-Dinitrotoluene	ND		ug/kg	180	--	1
2,6-Dinitrotoluene	ND		ug/kg	180	--	1
Azobenzene	ND		ug/kg	180	--	1
Fluoranthene	270		ug/kg	110	--	1
4-Chlorophenyl phenyl ether	ND		ug/kg	180	--	1
4-Bromophenyl phenyl ether	ND		ug/kg	180	--	1
Bis(2-chloroisopropyl)ether	ND		ug/kg	220	--	1
Bis(2-chloroethoxy)methane	ND		ug/kg	200	--	1
Hexachlorobutadiene	ND		ug/kg	180	--	1
Hexachlorocyclopentadiene	ND		ug/kg	520	--	1
Hexachloroethane	ND		ug/kg	150	--	1
Isophorone	ND		ug/kg	160	--	1
Naphthalene	350		ug/kg	180	--	1
Nitrobenzene	ND		ug/kg	160	--	1
NDPA/DPA	ND		ug/kg	150	--	1
n-Nitrosodi-n-propylamine	ND		ug/kg	180	--	1
Bis(2-ethylhexyl)phthalate	ND		ug/kg	180	--	1
Butyl benzyl phthalate	ND		ug/kg	180	--	1

Project Name: SALEM DEPOT **Lab Number:** L2008252

Project Number: 52223.00 **Report Date:** 03/03/20

SAMPLE RESULTS

Lab ID: L2008252-15 Date Collected: 02/20/20 13:30

Client ID: SB-28 (0-3) Date Received: 02/25/20

Sample Location: SALEM, NH Field Prep: Not Specified

Sample Depth:

Parameter	Result	Qualifier	Units	RL	MDL	Dilution Factor
Semivolatile Organics by GC/MS - Westborough Lab						
Di-n-butylphthalate	ND		ug/kg	180	--	1
Di-n-octylphthalate	ND		ug/kg	180	--	1
Diethyl phthalate	ND		ug/kg	180	--	1
Dimethyl phthalate	ND		ug/kg	180	--	1
Benzo(a)anthracene	240		ug/kg	110	--	1
Benzo(a)pyrene	290		ug/kg	150	--	1
Benzo(b)fluoranthene	350		ug/kg	110	--	1
Benzo(k)fluoranthene	ND		ug/kg	110	--	1
Chrysene	340		ug/kg	110	--	1
Acenaphthylene	ND		ug/kg	150	--	1
Anthracene	ND		ug/kg	110	--	1
Benzo(ghi)perylene	190		ug/kg	150	--	1
Fluorene	ND		ug/kg	180	--	1
Phenanthrene	460		ug/kg	110	--	1
Dibenzo(a,h)anthracene	ND		ug/kg	110	--	1
Indeno(1,2,3-cd)pyrene	170		ug/kg	150	--	1
Pyrene	350		ug/kg	110	--	1
Biphenyl	ND		ug/kg	420	--	1
Aniline	ND		ug/kg	220	--	1
4-Chloroaniline	ND		ug/kg	180	--	1
1-Methylnaphthalene	520		ug/kg	180	--	1
2-Nitroaniline	ND		ug/kg	180	--	1
3-Nitroaniline	ND		ug/kg	180	--	1
4-Nitroaniline	ND		ug/kg	180	--	1
Dibenzofuran	ND		ug/kg	180	--	1
2-Methylnaphthalene	510		ug/kg	220	--	1
n-Nitrosodimethylamine	ND		ug/kg	360	--	1
2,4,6-Trichlorophenol	ND		ug/kg	110	--	1
p-Chloro-m-cresol	ND		ug/kg	180	--	1
2-Chlorophenol	ND		ug/kg	180	--	1
2,4-Dichlorophenol	ND		ug/kg	160	--	1
2,4-Dimethylphenol	ND		ug/kg	180	--	1
2-Nitrophenol	ND		ug/kg	390	--	1
4-Nitrophenol	ND		ug/kg	260	--	1
2,4-Dinitrophenol	ND		ug/kg	880	--	1
4,6-Dinitro-o-cresol	ND		ug/kg	470	--	1
Pentachlorophenol	ND		ug/kg	150	--	1

Project Name: SALEM DEPOT
Project Number: 52223.00
Lab Number: L2008252
Report Date: 03/03/20

SAMPLE RESULTS

Lab ID: L2008252-15
Client ID: SB-28 (0-3)
Sample Location: SALEM, NH

Date Collected: 02/20/20 13:30
Date Received: 02/25/20
Field Prep: Not Specified

Sample Depth:

Parameter	Result	Qualifier	Units	RL	MDL	Dilution Factor
Semivolatile Organics by GC/MS - Westborough Lab						
Phenol	ND		ug/kg	180	--	1
2-Methylphenol	ND		ug/kg	180	--	1
3-Methylphenol/4-Methylphenol	ND		ug/kg	260	--	1
2,4,5-Trichlorophenol	ND		ug/kg	180	--	1
Benzoic Acid	ND		ug/kg	590	--	1
Benzyl Alcohol	ND		ug/kg	180	--	1
Carbazole	ND		ug/kg	180	--	1
Pyridine	ND		ug/kg	200	--	1

Surrogate	% Recovery	Qualifier	Acceptance Criteria
2-Fluorophenol	**127**	Q	25-120
Phenol-d6	78		10-120
Nitrobenzene-d5	83		23-120
2-Fluorobiphenyl	79		30-120
2,4,6-Tribromophenol	91		10-136
4-Terphenyl-d14	86		18-120

Project Name: SALEM DEPOT
Project Number: 52223.00

Lab Number: L2008252
Report Date: 03/03/20

SAMPLE RESULTS

Lab ID: L2008252-16
Client ID: SB-29 (0-6)
Sample Location: SALEM, NH

Date Collected: 02/20/20 14:00
Date Received: 02/25/20
Field Prep: Not Specified

Sample Depth:
Matrix: Soil
Analytical Method: 1,8270D
Analytical Date: 02/28/20 10:13
Analyst: ALS
Percent Solids: 93%

Extraction Method: EPA 3546
Extraction Date: 02/26/20 23:13

Parameter	Result	Qualifier	Units	RL	MDL	Dilution Factor
Semivolatile Organics by GC/MS - Westborough Lab						
Acenaphthene	ND		ug/kg	140	--	1
Benzidine	ND		ug/kg	580	--	1
1,2,4-Trichlorobenzene	ND		ug/kg	180	--	1
Hexachlorobenzene	ND		ug/kg	100	--	1
Bis(2-chloroethyl)ether	ND		ug/kg	160	--	1
2-Chloronaphthalene	ND		ug/kg	180	--	1
1,2-Dichlorobenzene	ND		ug/kg	180	--	1
1,3-Dichlorobenzene	ND		ug/kg	180	--	1
1,4-Dichlorobenzene	ND		ug/kg	180	--	1
3,3'-Dichlorobenzidine	ND		ug/kg	180	--	1
2,4-Dinitrotoluene	ND		ug/kg	180	--	1
2,6-Dinitrotoluene	ND		ug/kg	180	--	1
Azobenzene	ND		ug/kg	180	--	1
Fluoranthene	ND		ug/kg	100	--	1
4-Chlorophenyl phenyl ether	ND		ug/kg	180	--	1
4-Bromophenyl phenyl ether	ND		ug/kg	180	--	1
Bis(2-chloroisopropyl)ether	ND		ug/kg	210	--	1
Bis(2-chloroethoxy)methane	ND		ug/kg	190	--	1
Hexachlorobutadiene	ND		ug/kg	180	--	1
Hexachlorocyclopentadiene	ND		ug/kg	500	--	1
Hexachloroethane	ND		ug/kg	140	--	1
Isophorone	ND		ug/kg	160	--	1
Naphthalene	ND		ug/kg	180	--	1
Nitrobenzene	ND		ug/kg	160	--	1
NDPA/DPA	ND		ug/kg	140	--	1
n-Nitrosodi-n-propylamine	ND		ug/kg	180	--	1
Bis(2-ethylhexyl)phthalate	ND		ug/kg	180	--	1
Butyl benzyl phthalate	ND		ug/kg	180	--	1

Project Name: SALEM DEPOT **Lab Number:** L2008252

Project Number: 52223.00 **Report Date:** 03/03/20

SAMPLE RESULTS

Lab ID: L2008252-16 Date Collected: 02/20/20 14:00

Client ID: SB-29 (0-6) Date Received: 02/25/20

Sample Location: SALEM, NH Field Prep: Not Specified

Sample Depth:

Parameter	Result	Qualifier	Units	RL	MDL	Dilution Factor
Semivolatile Organics by GC/MS - Westborough Lab						
Di-n-butylphthalate	ND		ug/kg	180	--	1
Di-n-octylphthalate	ND		ug/kg	180	--	1
Diethyl phthalate	ND		ug/kg	180	--	1
Dimethyl phthalate	ND		ug/kg	180	--	1
Benzo(a)anthracene	ND		ug/kg	100	--	1
Benzo(a)pyrene	ND		ug/kg	140	--	1
Benzo(b)fluoranthene	100		ug/kg	100	--	1
Benzo(k)fluoranthene	ND		ug/kg	100	--	1
Chrysene	ND		ug/kg	100	--	1
Acenaphthylene	ND		ug/kg	140	--	1
Anthracene	ND		ug/kg	100	--	1
Benzo(ghi)perylene	ND		ug/kg	140	--	1
Fluorene	ND		ug/kg	180	--	1
Phenanthrene	ND		ug/kg	100	--	1
Dibenzo(a,h)anthracene	ND		ug/kg	100	--	1
Indeno(1,2,3-cd)pyrene	ND		ug/kg	140	--	1
Pyrene	ND		ug/kg	100	--	1
Biphenyl	ND		ug/kg	400	--	1
Aniline	ND		ug/kg	210	--	1
4-Chloroaniline	ND		ug/kg	180	--	1
1-Methylnaphthalene	ND		ug/kg	180	--	1
2-Nitroaniline	ND		ug/kg	180	--	1
3-Nitroaniline	ND		ug/kg	180	--	1
4-Nitroaniline	ND		ug/kg	180	--	1
Dibenzofuran	ND		ug/kg	180	--	1
2-Methylnaphthalene	ND		ug/kg	210	--	1
n-Nitrosodimethylamine	ND		ug/kg	350	--	1
2,4,6-Trichlorophenol	ND		ug/kg	100	--	1
p-Chloro-m-cresol	ND		ug/kg	180	--	1
2-Chlorophenol	ND		ug/kg	180	--	1
2,4-Dichlorophenol	ND		ug/kg	160	--	1
2,4-Dimethylphenol	ND		ug/kg	180	--	1
2-Nitrophenol	ND		ug/kg	380	--	1
4-Nitrophenol	ND		ug/kg	250	--	1
2,4-Dinitrophenol	ND		ug/kg	850	--	1
4,6-Dinitro-o-cresol	ND		ug/kg	460	--	1
Pentachlorophenol	ND		ug/kg	140	--	1

Project Name: SALEM DEPOT
Project Number: 52223.00
Lab Number: L2008252
Report Date: 03/03/20

SAMPLE RESULTS

Lab ID: L2008252-16
Client ID: SB-29 (0-6)
Sample Location: SALEM, NH

Date Collected: 02/20/20 14:00
Date Received: 02/25/20
Field Prep: Not Specified

Sample Depth:

Parameter	Result	Qualifier	Units	RL	MDL	Dilution Factor
Semivolatile Organics by GC/MS - Westborough Lab						
Phenol	ND		ug/kg	180	--	1
2-Methylphenol	ND		ug/kg	180	--	1
3-Methylphenol/4-Methylphenol	ND		ug/kg	250	--	1
2,4,5-Trichlorophenol	ND		ug/kg	180	--	1
Benzoic Acid	ND		ug/kg	570	--	1
Benzyl Alcohol	ND		ug/kg	180	--	1
Carbazole	ND		ug/kg	180	--	1
Pyridine	ND		ug/kg	190	--	1

Surrogate	% Recovery	Qualifier	Acceptance Criteria
2-Fluorophenol	83		25-120
Phenol-d6	84		10-120
Nitrobenzene-d5	79		23-120
2-Fluorobiphenyl	74		30-120
2,4,6-Tribromophenol	92		10-136
4-Terphenyl-d14	62		18-120

Project Name: SALEM DEPOT
Project Number: 52223.00

Lab Number: L2008252
Report Date: 03/03/20

SAMPLE RESULTS

Lab ID: L2008252-17
Client ID: SB-30 (0-3)
Sample Location: SALEM, NH

Date Collected: 02/20/20 14:30
Date Received: 02/25/20
Field Prep: Not Specified

Sample Depth:
Matrix: Soil
Analytical Method: 1,8270D
Analytical Date: 02/28/20 09:00
Analyst: ALS
Percent Solids: 95%

Extraction Method: EPA 3546
Extraction Date: 02/26/20 23:13

Parameter	Result	Qualifier	Units	RL	MDL	Dilution Factor
Semivolatile Organics by GC/MS - Westborough Lab						
Acenaphthene	ND		ug/kg	140	--	1
Benzidine	ND		ug/kg	580	--	1
1,2,4-Trichlorobenzene	ND		ug/kg	170	--	1
Hexachlorobenzene	ND		ug/kg	100	--	1
Bis(2-chloroethyl)ether	ND		ug/kg	160	--	1
2-Chloronaphthalene	ND		ug/kg	170	--	1
1,2-Dichlorobenzene	ND		ug/kg	170	--	1
1,3-Dichlorobenzene	ND		ug/kg	170	--	1
1,4-Dichlorobenzene	ND		ug/kg	170	--	1
3,3'-Dichlorobenzidine	ND		ug/kg	170	--	1
2,4-Dinitrotoluene	ND		ug/kg	170	--	1
2,6-Dinitrotoluene	ND		ug/kg	170	--	1
Azobenzene	ND		ug/kg	170	--	1
Fluoranthene	ND		ug/kg	100	--	1
4-Chlorophenyl phenyl ether	ND		ug/kg	170	--	1
4-Bromophenyl phenyl ether	ND		ug/kg	170	--	1
Bis(2-chloroisopropyl)ether	ND		ug/kg	210	--	1
Bis(2-chloroethoxy)methane	ND		ug/kg	190	--	1
Hexachlorobutadiene	ND		ug/kg	170	--	1
Hexachlorocyclopentadiene	ND		ug/kg	500	--	1
Hexachloroethane	ND		ug/kg	140	--	1
Isophorone	ND		ug/kg	160	--	1
Naphthalene	ND		ug/kg	170	--	1
Nitrobenzene	ND		ug/kg	160	--	1
NDPA/DPA	ND		ug/kg	140	--	1
n-Nitrosodi-n-propylamine	ND		ug/kg	170	--	1
Bis(2-ethylhexyl)phthalate	ND		ug/kg	170	--	1
Butyl benzyl phthalate	ND		ug/kg	170	--	1

Project Name: SALEM DEPOT **Lab Number:** L2008252

Project Number: 52223.00 **Report Date:** 03/03/20

SAMPLE RESULTS

Lab ID: L2008252-17 Date Collected: 02/20/20 14:30

Client ID: SB-30 (0-3) Date Received: 02/25/20

Sample Location: SALEM, NH Field Prep: Not Specified

Sample Depth:

Parameter	Result	Qualifier	Units	RL	MDL	Dilution Factor
Semivolatile Organics by GC/MS - Westborough Lab						
Di-n-butylphthalate	ND		ug/kg	170	--	1
Di-n-octylphthalate	ND		ug/kg	170	--	1
Diethyl phthalate	ND		ug/kg	170	--	1
Dimethyl phthalate	ND		ug/kg	170	--	1
Benzo(a)anthracene	ND		ug/kg	100	--	1
Benzo(a)pyrene	ND		ug/kg	140	--	1
Benzo(b)fluoranthene	ND		ug/kg	100	--	1
Benzo(k)fluoranthene	ND		ug/kg	100	--	1
Chrysene	ND		ug/kg	100	--	1
Acenaphthylene	ND		ug/kg	140	--	1
Anthracene	ND		ug/kg	100	--	1
Benzo(ghi)perylene	ND		ug/kg	140	--	1
Fluorene	ND		ug/kg	170	--	1
Phenanthrene	ND		ug/kg	100	--	1
Dibenzo(a,h)anthracene	ND		ug/kg	100	--	1
Indeno(1,2,3-cd)pyrene	ND		ug/kg	140	--	1
Pyrene	ND		ug/kg	100	--	1
Biphenyl	ND		ug/kg	400	--	1
Aniline	ND		ug/kg	210	--	1
4-Chloroaniline	ND		ug/kg	170	--	1
1-Methylnaphthalene	ND		ug/kg	170	--	1
2-Nitroaniline	ND		ug/kg	170	--	1
3-Nitroaniline	ND		ug/kg	170	--	1
4-Nitroaniline	ND		ug/kg	170	--	1
Dibenzofuran	ND		ug/kg	170	--	1
2-Methylnaphthalene	ND		ug/kg	210	--	1
n-Nitrosodimethylamine	ND		ug/kg	350	--	1
2,4,6-Trichlorophenol	ND		ug/kg	100	--	1
p-Chloro-m-cresol	ND		ug/kg	170	--	1
2-Chlorophenol	ND		ug/kg	170	--	1
2,4-Dichlorophenol	ND		ug/kg	160	--	1
2,4-Dimethylphenol	ND		ug/kg	170	--	1
2-Nitrophenol	ND		ug/kg	380	--	1
4-Nitrophenol	ND		ug/kg	240	--	1
2,4-Dinitrophenol	ND		ug/kg	840	--	1
4,6-Dinitro-o-cresol	ND		ug/kg	450	--	1
Pentachlorophenol	ND		ug/kg	140	--	1

Project Name: SALEM DEPOT
Project Number: 52223.00
Lab Number: L2008252
Report Date: 03/03/20

SAMPLE RESULTS

Lab ID: L2008252-17
Client ID: SB-30 (0-3)
Sample Location: SALEM, NH

Date Collected: 02/20/20 14:30
Date Received: 02/25/20
Field Prep: Not Specified

Sample Depth:

Parameter	Result	Qualifier	Units	RL	MDL	Dilution Factor
Semivolatile Organics by GC/MS - Westborough Lab						
Phenol	ND		ug/kg	170	--	1
2-Methylphenol	ND		ug/kg	170	--	1
3-Methylphenol/4-Methylphenol	ND		ug/kg	250	--	1
2,4,5-Trichlorophenol	ND		ug/kg	170	--	1
Benzoic Acid	ND		ug/kg	560	--	1
Benzyl Alcohol	ND		ug/kg	170	--	1
Carbazole	ND		ug/kg	170	--	1
Pyridine	ND		ug/kg	190	--	1

Surrogate	% Recovery	Qualifier	Acceptance Criteria
2-Fluorophenol	73		25-120
Phenol-d6	77		10-120
Nitrobenzene-d5	72		23-120
2-Fluorobiphenyl	73		30-120
2,4,6-Tribromophenol	86		10-136
4-Terphenyl-d14	86		18-120

Project Name: SALEM DEPOT
Project Number: 52223.00

Lab Number: L2008252
Report Date: 03/03/20

SAMPLE RESULTS

Lab ID: L2008252-18
Client ID: SB-31 (0-3)
Sample Location: SALEM, NH

Date Collected: 02/20/20 15:00
Date Received: 02/25/20
Field Prep: Not Specified

Sample Depth:
Matrix: Soil
Analytical Method: 1,8270D
Analytical Date: 02/28/20 14:28
Analyst: EK
Percent Solids: 94%

Extraction Method: EPA 3546
Extraction Date: 02/26/20 23:13

Parameter	Result	Qualifier	Units	RL	MDL	Dilution Factor
Semivolatile Organics by GC/MS - Westborough Lab						
Acenaphthene	ND		ug/kg	140	--	1
Benzidine	ND		ug/kg	580	--	1
1,2,4-Trichlorobenzene	ND		ug/kg	180	--	1
Hexachlorobenzene	ND		ug/kg	100	--	1
Bis(2-chloroethyl)ether	ND		ug/kg	160	--	1
2-Chloronaphthalene	ND		ug/kg	180	--	1
1,2-Dichlorobenzene	ND		ug/kg	180	--	1
1,3-Dichlorobenzene	ND		ug/kg	180	--	1
1,4-Dichlorobenzene	ND		ug/kg	180	--	1
3,3'-Dichlorobenzidine	ND		ug/kg	180	--	1
2,4-Dinitrotoluene	ND		ug/kg	180	--	1
2,6-Dinitrotoluene	ND		ug/kg	180	--	1
Azobenzene	ND		ug/kg	180	--	1
Fluoranthene	ND		ug/kg	100	--	1
4-Chlorophenyl phenyl ether	ND		ug/kg	180	--	1
4-Bromophenyl phenyl ether	ND		ug/kg	180	--	1
Bis(2-chloroisopropyl)ether	ND		ug/kg	210	--	1
Bis(2-chloroethoxy)methane	ND		ug/kg	190	--	1
Hexachlorobutadiene	ND		ug/kg	180	--	1
Hexachlorocyclopentadiene	ND		ug/kg	500	--	1
Hexachloroethane	ND		ug/kg	140	--	1
Isophorone	ND		ug/kg	160	--	1
Naphthalene	ND		ug/kg	180	--	1
Nitrobenzene	ND		ug/kg	160	--	1
NDPA/DPA	ND		ug/kg	140	--	1
n-Nitrosodi-n-propylamine	ND		ug/kg	180	--	1
Bis(2-ethylhexyl)phthalate	ND		ug/kg	180	--	1
Butyl benzyl phthalate	ND		ug/kg	180	--	1

Project Name: SALEM DEPOT **Lab Number:** L2008252

Project Number: 52223.00 **Report Date:** 03/03/20

SAMPLE RESULTS

Lab ID: L2008252-18 Date Collected: 02/20/20 15:00

Client ID: SB-31 (0-3) Date Received: 02/25/20

Sample Location: SALEM, NH Field Prep: Not Specified

Sample Depth:

Parameter	Result	Qualifier	Units	RL	MDL	Dilution Factor
Semivolatile Organics by GC/MS - Westborough Lab						
Di-n-butylphthalate	ND		ug/kg	180	--	1
Di-n-octylphthalate	ND		ug/kg	180	--	1
Diethyl phthalate	ND		ug/kg	180	--	1
Dimethyl phthalate	ND		ug/kg	180	--	1
Benzo(a)anthracene	ND		ug/kg	100	--	1
Benzo(a)pyrene	ND		ug/kg	140	--	1
Benzo(b)fluoranthene	ND		ug/kg	100	--	1
Benzo(k)fluoranthene	ND		ug/kg	100	--	1
Chrysene	ND		ug/kg	100	--	1
Acenaphthylene	ND		ug/kg	140	--	1
Anthracene	ND		ug/kg	100	--	1
Benzo(ghi)perylene	ND		ug/kg	140	--	1
Fluorene	ND		ug/kg	180	--	1
Phenanthrene	ND		ug/kg	100	--	1
Dibenzo(a,h)anthracene	ND		ug/kg	100	--	1
Indeno(1,2,3-cd)pyrene	ND		ug/kg	140	--	1
Pyrene	ND		ug/kg	100	--	1
Biphenyl	ND		ug/kg	400	--	1
Aniline	ND		ug/kg	210	--	1
4-Chloroaniline	ND		ug/kg	180	--	1
1-Methylnaphthalene	ND		ug/kg	180	--	1
2-Nitroaniline	ND		ug/kg	180	--	1
3-Nitroaniline	ND		ug/kg	180	--	1
4-Nitroaniline	ND		ug/kg	180	--	1
Dibenzofuran	ND		ug/kg	180	--	1
2-Methylnaphthalene	ND		ug/kg	210	--	1
n-Nitrosodimethylamine	ND		ug/kg	350	--	1
2,4,6-Trichlorophenol	ND		ug/kg	100	--	1
p-Chloro-m-cresol	ND		ug/kg	180	--	1
2-Chlorophenol	ND		ug/kg	180	--	1
2,4-Dichlorophenol	ND		ug/kg	160	--	1
2,4-Dimethylphenol	ND		ug/kg	180	--	1
2-Nitrophenol	ND		ug/kg	380	--	1
4-Nitrophenol	ND		ug/kg	250	--	1
2,4-Dinitrophenol	ND		ug/kg	840	--	1
4,6-Dinitro-o-cresol	ND		ug/kg	460	--	1
Pentachlorophenol	ND		ug/kg	140	--	1

Project Name: SALEM DEPOT **Lab Number:** L2008252

Project Number: 52223.00 **Report Date:** 03/03/20

SAMPLE RESULTS

Lab ID: L2008252-18 Date Collected: 02/20/20 15:00

Client ID: SB-31 (0-3) Date Received: 02/25/20

Sample Location: SALEM, NH Field Prep: Not Specified

Sample Depth:

Parameter	Result	Qualifier	Units	RL	MDL	Dilution Factor
Semivolatile Organics by GC/MS - Westborough Lab						
Phenol	ND		ug/kg	180	--	1
2-Methylphenol	ND		ug/kg	180	--	1
3-Methylphenol/4-Methylphenol	ND		ug/kg	250	--	1
2,4,5-Trichlorophenol	ND		ug/kg	180	--	1
Benzoic Acid	ND		ug/kg	570	--	1
Benzyl Alcohol	ND		ug/kg	180	--	1
Carbazole	ND		ug/kg	180	--	1
Pyridine	ND		ug/kg	190	--	1

Surrogate	% Recovery	Qualifier	Acceptance Criteria
2-Fluorophenol	85		25-120
Phenol-d6	90		10-120
Nitrobenzene-d5	83		23-120
2-Fluorobiphenyl	87		30-120
2,4,6-Tribromophenol	94		10-136
4-Terphenyl-d14	91		18-120

Project Name: SALEM DEPOT
Project Number: 52223.00

Lab Number: L2008252
Report Date: 03/03/20

SAMPLE RESULTS

Lab ID: L2008252-19
Client ID: SB-32 (0-3)
Sample Location: SALEM, NH

Date Collected: 02/20/20 16:00
Date Received: 02/25/20
Field Prep: Not Specified

Sample Depth:
Matrix: Soil
Analytical Method: 1,8270D
Analytical Date: 03/03/20 02:06
Analyst: WR
Percent Solids: 94%

Extraction Method: EPA 3546
Extraction Date: 02/26/20 23:13

Parameter	Result	Qualifier	Units	RL	MDL	Dilution Factor
Semivolatile Organics by GC/MS - Westborough Lab						
Acenaphthene	ND		ug/kg	140	--	1
Benzidine	ND		ug/kg	580	--	1
1,2,4-Trichlorobenzene	ND		ug/kg	170	--	1
Hexachlorobenzene	ND		ug/kg	100	--	1
Bis(2-chloroethyl)ether	ND		ug/kg	160	--	1
2-Chloronaphthalene	ND		ug/kg	170	--	1
1,2-Dichlorobenzene	ND		ug/kg	170	--	1
1,3-Dichlorobenzene	ND		ug/kg	170	--	1
1,4-Dichlorobenzene	ND		ug/kg	170	--	1
3,3'-Dichlorobenzidine	ND		ug/kg	170	--	1
2,4-Dinitrotoluene	ND		ug/kg	170	--	1
2,6-Dinitrotoluene	ND		ug/kg	170	--	1
Azobenzene	ND		ug/kg	170	--	1
Fluoranthene	ND		ug/kg	100	--	1
4-Chlorophenyl phenyl ether	ND		ug/kg	170	--	1
4-Bromophenyl phenyl ether	ND		ug/kg	170	--	1
Bis(2-chloroisopropyl)ether	ND		ug/kg	210	--	1
Bis(2-chloroethoxy)methane	ND		ug/kg	190	--	1
Hexachlorobutadiene	ND		ug/kg	170	--	1
Hexachlorocyclopentadiene	ND		ug/kg	500	--	1
Hexachloroethane	ND		ug/kg	140	--	1
Isophorone	ND		ug/kg	160	--	1
Naphthalene	ND		ug/kg	170	--	1
Nitrobenzene	ND		ug/kg	160	--	1
NDPA/DPA	ND		ug/kg	140	--	1
n-Nitrosodi-n-propylamine	ND		ug/kg	170	--	1
Bis(2-ethylhexyl)phthalate	ND		ug/kg	170	--	1
Butyl benzyl phthalate	ND		ug/kg	170	--	1

Project Name: SALEM DEPOT **Lab Number:** L2008252

Project Number: 52223.00 **Report Date:** 03/03/20

SAMPLE RESULTS

Lab ID: L2008252-19 Date Collected: 02/20/20 16:00

Client ID: SB-32 (0-3) Date Received: 02/25/20

Sample Location: SALEM, NH Field Prep: Not Specified

Sample Depth:

Parameter	Result	Qualifier	Units	RL	MDL	Dilution Factor
Semivolatile Organics by GC/MS - Westborough Lab						
Di-n-butylphthalate	ND		ug/kg	170	--	1
Di-n-octylphthalate	ND		ug/kg	170	--	1
Diethyl phthalate	ND		ug/kg	170	--	1
Dimethyl phthalate	ND		ug/kg	170	--	1
Benzo(a)anthracene	ND		ug/kg	100	--	1
Benzo(a)pyrene	ND		ug/kg	140	--	1
Benzo(b)fluoranthene	ND		ug/kg	100	--	1
Benzo(k)fluoranthene	ND		ug/kg	100	--	1
Chrysene	ND		ug/kg	100	--	1
Acenaphthylene	ND		ug/kg	140	--	1
Anthracene	ND		ug/kg	100	--	1
Benzo(ghi)perylene	ND		ug/kg	140	--	1
Fluorene	ND		ug/kg	170	--	1
Phenanthrene	ND		ug/kg	100	--	1
Dibenzo(a,h)anthracene	ND		ug/kg	100	--	1
Indeno(1,2,3-cd)pyrene	ND		ug/kg	140	--	1
Pyrene	ND		ug/kg	100	--	1
Biphenyl	ND		ug/kg	400	--	1
Aniline	ND		ug/kg	210	--	1
4-Chloroaniline	ND		ug/kg	170	--	1
1-Methylnaphthalene	ND		ug/kg	170	--	1
2-Nitroaniline	ND		ug/kg	170	--	1
3-Nitroaniline	ND		ug/kg	170	--	1
4-Nitroaniline	ND		ug/kg	170	--	1
Dibenzofuran	ND		ug/kg	170	--	1
2-Methylnaphthalene	ND		ug/kg	210	--	1
n-Nitrosodimethylamine	ND		ug/kg	350	--	1
2,4,6-Trichlorophenol	ND		ug/kg	100	--	1
p-Chloro-m-cresol	ND		ug/kg	170	--	1
2-Chlorophenol	ND		ug/kg	170	--	1
2,4-Dichlorophenol	ND		ug/kg	160	--	1
2,4-Dimethylphenol	ND		ug/kg	170	--	1
2-Nitrophenol	ND		ug/kg	380	--	1
4-Nitrophenol	ND		ug/kg	240	--	1
2,4-Dinitrophenol	ND		ug/kg	840	--	1
4,6-Dinitro-o-cresol	ND		ug/kg	450	--	1
Pentachlorophenol	ND		ug/kg	140	--	1

Project Name: SALEM DEPOT
Project Number: 52223.00
Lab Number: L2008252
Report Date: 03/03/20

SAMPLE RESULTS

Lab ID: L2008252-19
Client ID: SB-32 (0-3)
Sample Location: SALEM, NH
Date Collected: 02/20/20 16:00
Date Received: 02/25/20
Field Prep: Not Specified

Sample Depth:

Parameter	Result	Qualifier	Units	RL	MDL	Dilution Factor
Semivolatile Organics by GC/MS - Westborough Lab						
Phenol	ND		ug/kg	170	--	1
2-Methylphenol	ND		ug/kg	170	--	1
3-Methylphenol/4-Methylphenol	ND		ug/kg	250	--	1
2,4,5-Trichlorophenol	ND		ug/kg	170	--	1
Benzoic Acid	ND		ug/kg	560	--	1
Benzyl Alcohol	ND		ug/kg	170	--	1
Carbazole	ND		ug/kg	170	--	1
Pyridine	ND		ug/kg	190	--	1

Surrogate	% Recovery	Qualifier	Acceptance Criteria
2-Fluorophenol	77		25-120
Phenol-d6	79		10-120
Nitrobenzene-d5	96		23-120
2-Fluorobiphenyl	74		30-120
2,4,6-Tribromophenol	94		10-136
4-Terphenyl-d14	78		18-120

Project Name: SALEM DEPOT
Project Number: 52223.00

Lab Number: L2008252
Report Date: 03/03/20

SAMPLE RESULTS

Lab ID: L2008252-20
Client ID: SB-33 (0-6)
Sample Location: SALEM, NH

Date Collected: 02/21/20 14:00
Date Received: 02/25/20
Field Prep: Not Specified

Sample Depth:
Matrix: Soil
Analytical Method: 1,8270D
Analytical Date: 03/03/20 05:06
Analyst: WR
Percent Solids: 91%

Extraction Method: EPA 3546
Extraction Date: 02/26/20 23:13

Parameter	Result	Qualifier	Units	RL	MDL	Dilution Factor
Semivolatile Organics by GC/MS - Westborough Lab						
Acenaphthene	ND		ug/kg	140	--	1
Benzidine	ND		ug/kg	600	--	1
1,2,4-Trichlorobenzene	ND		ug/kg	180	--	1
Hexachlorobenzene	ND		ug/kg	110	--	1
Bis(2-chloroethyl)ether	ND		ug/kg	160	--	1
2-Chloronaphthalene	ND		ug/kg	180	--	1
1,2-Dichlorobenzene	ND		ug/kg	180	--	1
1,3-Dichlorobenzene	ND		ug/kg	180	--	1
1,4-Dichlorobenzene	ND		ug/kg	180	--	1
3,3'-Dichlorobenzidine	ND		ug/kg	180	--	1
2,4-Dinitrotoluene	ND		ug/kg	180	--	1
2,6-Dinitrotoluene	ND		ug/kg	180	--	1
Azobenzene	ND		ug/kg	180	--	1
Fluoranthene	120		ug/kg	110	--	1
4-Chlorophenyl phenyl ether	ND		ug/kg	180	--	1
4-Bromophenyl phenyl ether	ND		ug/kg	180	--	1
Bis(2-chloroisopropyl)ether	ND		ug/kg	220	--	1
Bis(2-chloroethoxy)methane	ND		ug/kg	200	--	1
Hexachlorobutadiene	ND		ug/kg	180	--	1
Hexachlorocyclopentadiene	ND		ug/kg	520	--	1
Hexachloroethane	ND		ug/kg	140	--	1
Isophorone	ND		ug/kg	160	--	1
Naphthalene	ND		ug/kg	180	--	1
Nitrobenzene	ND		ug/kg	160	--	1
NDPA/DPA	ND		ug/kg	140	--	1
n-Nitrosodi-n-propylamine	ND		ug/kg	180	--	1
Bis(2-ethylhexyl)phthalate	ND		ug/kg	180	--	1
Butyl benzyl phthalate	ND		ug/kg	180	--	1

Project Name: SALEM DEPOT **Lab Number:** L2008252

Project Number: 52223.00 **Report Date:** 03/03/20

SAMPLE RESULTS

Lab ID: L2008252-20 Date Collected: 02/21/20 14:00

Client ID: SB-33 (0-6) Date Received: 02/25/20

Sample Location: SALEM, NH Field Prep: Not Specified

Sample Depth:

Parameter	Result	Qualifier	Units	RL	MDL	Dilution Factor
Semivolatile Organics by GC/MS - Westborough Lab						
Di-n-butylphthalate	ND		ug/kg	180	--	1
Di-n-octylphthalate	ND		ug/kg	180	--	1
Diethyl phthalate	ND		ug/kg	180	--	1
Dimethyl phthalate	ND		ug/kg	180	--	1
Benzo(a)anthracene	ND		ug/kg	110	--	1
Benzo(a)pyrene	ND		ug/kg	140	--	1
Benzo(b)fluoranthene	ND		ug/kg	110	--	1
Benzo(k)fluoranthene	ND		ug/kg	110	--	1
Chrysene	ND		ug/kg	110	--	1
Acenaphthylene	ND		ug/kg	140	--	1
Anthracene	ND		ug/kg	110	--	1
Benzo(ghi)perylene	ND		ug/kg	140	--	1
Fluorene	ND		ug/kg	180	--	1
Phenanthrene	ND		ug/kg	110	--	1
Dibenzo(a,h)anthracene	ND		ug/kg	110	--	1
Indeno(1,2,3-cd)pyrene	ND		ug/kg	140	--	1
Pyrene	110		ug/kg	110	--	1
Biphenyl	ND		ug/kg	410	--	1
Aniline	ND		ug/kg	220	--	1
4-Chloroaniline	ND		ug/kg	180	--	1
1-Methylnaphthalene	ND		ug/kg	180	--	1
2-Nitroaniline	ND		ug/kg	180	--	1
3-Nitroaniline	ND		ug/kg	180	--	1
4-Nitroaniline	ND		ug/kg	180	--	1
Dibenzofuran	ND		ug/kg	180	--	1
2-Methylnaphthalene	ND		ug/kg	220	--	1
n-Nitrosodimethylamine	ND		ug/kg	360	--	1
2,4,6-Trichlorophenol	ND		ug/kg	110	--	1
p-Chloro-m-cresol	ND		ug/kg	180	--	1
2-Chlorophenol	ND		ug/kg	180	--	1
2,4-Dichlorophenol	ND		ug/kg	160	--	1
2,4-Dimethylphenol	ND		ug/kg	180	--	1
2-Nitrophenol	ND		ug/kg	390	--	1
4-Nitrophenol	ND		ug/kg	250	--	1
2,4-Dinitrophenol	ND		ug/kg	870	--	1
4,6-Dinitro-o-cresol	ND		ug/kg	470	--	1
Pentachlorophenol	ND		ug/kg	140	--	1

Project Name: SALEM DEPOT
Project Number: 52223.00
Lab Number: L2008252
Report Date: 03/03/20

SAMPLE RESULTS

Lab ID: L2008252-20
Client ID: SB-33 (0-6)
Sample Location: SALEM, NH

Date Collected: 02/21/20 14:00
Date Received: 02/25/20
Field Prep: Not Specified

Sample Depth:

Parameter	Result	Qualifier	Units	RL	MDL	Dilution Factor
Semivolatile Organics by GC/MS - Westborough Lab						
Phenol	ND		ug/kg	180	--	1
2-Methylphenol	ND		ug/kg	180	--	1
3-Methylphenol/4-Methylphenol	ND		ug/kg	260	--	1
2,4,5-Trichlorophenol	ND		ug/kg	180	--	1
Benzoic Acid	ND		ug/kg	590	--	1
Benzyl Alcohol	ND		ug/kg	180	--	1
Carbazole	ND		ug/kg	180	--	1
Pyridine	ND		ug/kg	200	--	1

Surrogate	% Recovery	Qualifier	Acceptance Criteria
2-Fluorophenol	76		25-120
Phenol-d6	80		10-120
Nitrobenzene-d5	96		23-120
2-Fluorobiphenyl	72		30-120
2,4,6-Tribromophenol	96		10-136
4-Terphenyl-d14	73		18-120

Project Name: SALEM DEPOT
Project Number: 52223.00

Lab Number: L2008252
Report Date: 03/03/20

SAMPLE RESULTS

Lab ID: L2008252-21
Client ID: SB-34 (0-6)
Sample Location: SALEM, NH

Date Collected: 02/21/20 14:30
Date Received: 02/25/20
Field Prep: Not Specified

Sample Depth:
Matrix: Soil
Analytical Method: 1,8270D
Analytical Date: 02/28/20 16:29
Analyst: EK
Percent Solids: 91%

Extraction Method: EPA 3546
Extraction Date: 02/27/20 09:31

Parameter	Result	Qualifier	Units	RL	MDL	Dilution Factor
Semivolatile Organics by GC/MS - Westborough Lab						
Acenaphthene	ND		ug/kg	140	--	1
Benzidine	ND		ug/kg	600	--	1
1,2,4-Trichlorobenzene	ND		ug/kg	180	--	1
Hexachlorobenzene	ND		ug/kg	110	--	1
Bis(2-chloroethyl)ether	ND		ug/kg	160	--	1
2-Chloronaphthalene	ND		ug/kg	180	--	1
1,2-Dichlorobenzene	ND		ug/kg	180	--	1
1,3-Dichlorobenzene	ND		ug/kg	180	--	1
1,4-Dichlorobenzene	ND		ug/kg	180	--	1
3,3'-Dichlorobenzidine	ND		ug/kg	180	--	1
2,4-Dinitrotoluene	ND		ug/kg	180	--	1
2,6-Dinitrotoluene	ND		ug/kg	180	--	1
Azobenzene	ND		ug/kg	180	--	1
Fluoranthene	530		ug/kg	110	--	1
4-Chlorophenyl phenyl ether	ND		ug/kg	180	--	1
4-Bromophenyl phenyl ether	ND		ug/kg	180	--	1
Bis(2-chloroisopropyl)ether	ND		ug/kg	220	--	1
Bis(2-chloroethoxy)methane	ND		ug/kg	200	--	1
Hexachlorobutadiene	ND		ug/kg	180	--	1
Hexachlorocyclopentadiene	ND		ug/kg	520	--	1
Hexachloroethane	ND		ug/kg	140	--	1
Isophorone	ND		ug/kg	160	--	1
Naphthalene	ND		ug/kg	180	--	1
Nitrobenzene	ND		ug/kg	160	--	1
NDPA/DPA	ND		ug/kg	140	--	1
n-Nitrosodi-n-propylamine	ND		ug/kg	180	--	1
Bis(2-ethylhexyl)phthalate	ND		ug/kg	180	--	1
Butyl benzyl phthalate	ND		ug/kg	180	--	1

Project Name: SALEM DEPOT **Lab Number:** L2008252

Project Number: 52223.00 **Report Date:** 03/03/20

SAMPLE RESULTS

Lab ID: L2008252-21 Date Collected: 02/21/20 14:30

Client ID: SB-34 (0-6) Date Received: 02/25/20

Sample Location: SALEM, NH Field Prep: Not Specified

Sample Depth:

Parameter	Result	Qualifier	Units	RL	MDL	Dilution Factor
Semivolatile Organics by GC/MS - Westborough Lab						
Di-n-butylphthalate	ND		ug/kg	180	--	1
Di-n-octylphthalate	ND		ug/kg	180	--	1
Diethyl phthalate	ND		ug/kg	180	--	1
Dimethyl phthalate	ND		ug/kg	180	--	1
Benzo(a)anthracene	350		ug/kg	110	--	1
Benzo(a)pyrene	460		ug/kg	140	--	1
Benzo(b)fluoranthene	550		ug/kg	110	--	1
Benzo(k)fluoranthene	180		ug/kg	110	--	1
Chrysene	390		ug/kg	110	--	1
Acenaphthylene	170		ug/kg	140	--	1
Anthracene	ND		ug/kg	110	--	1
Benzo(ghi)perylene	280		ug/kg	140	--	1
Fluorene	ND		ug/kg	180	--	1
Phenanthrene	140		ug/kg	110	--	1
Dibenzo(a,h)anthracene	ND		ug/kg	110	--	1
Indeno(1,2,3-cd)pyrene	290		ug/kg	140	--	1
Pyrene	530		ug/kg	110	--	1
Biphenyl	ND		ug/kg	420	--	1
Aniline	ND		ug/kg	220	--	1
4-Chloroaniline	ND		ug/kg	180	--	1
1-Methylnaphthalene	ND		ug/kg	180	--	1
2-Nitroaniline	ND		ug/kg	180	--	1
3-Nitroaniline	ND		ug/kg	180	--	1
4-Nitroaniline	ND		ug/kg	180	--	1
Dibenzofuran	ND		ug/kg	180	--	1
2-Methylnaphthalene	ND		ug/kg	220	--	1
n-Nitrosodimethylamine	ND		ug/kg	360	--	1
2,4,6-Trichlorophenol	ND		ug/kg	110	--	1
p-Chloro-m-cresol	ND		ug/kg	180	--	1
2-Chlorophenol	ND		ug/kg	180	--	1
2,4-Dichlorophenol	ND		ug/kg	160	--	1
2,4-Dimethylphenol	ND		ug/kg	180	--	1
2-Nitrophenol	ND		ug/kg	390	--	1
4-Nitrophenol	ND		ug/kg	260	--	1
2,4-Dinitrophenol	ND		ug/kg	880	--	1
4,6-Dinitro-o-cresol	ND		ug/kg	470	--	1
Pentachlorophenol	ND		ug/kg	140	--	1

Project Name: SALEM DEPOT
Project Number: 52223.00
Lab Number: L2008252
Report Date: 03/03/20

SAMPLE RESULTS

Lab ID: L2008252-21
Client ID: SB-34 (0-6)
Sample Location: SALEM, NH

Date Collected: 02/21/20 14:30
Date Received: 02/25/20
Field Prep: Not Specified

Sample Depth:

Parameter	Result	Qualifier	Units	RL	MDL	Dilution Factor
Semivolatile Organics by GC/MS - Westborough Lab						
Phenol	ND		ug/kg	180	--	1
2-Methylphenol	ND		ug/kg	180	--	1
3-Methylphenol/4-Methylphenol	ND		ug/kg	260	--	1
2,4,5-Trichlorophenol	ND		ug/kg	180	--	1
Benzoic Acid	ND		ug/kg	590	--	1
Benzyl Alcohol	ND		ug/kg	180	--	1
Carbazole	ND		ug/kg	180	--	1
Pyridine	ND		ug/kg	200	--	1

Surrogate	% Recovery	Qualifier	Acceptance Criteria
2-Fluorophenol	70		25-120
Phenol-d6	72		10-120
Nitrobenzene-d5	70		23-120
2-Fluorobiphenyl	75		30-120
2,4,6-Tribromophenol	77		10-136
4-Terphenyl-d14	66		18-120

Project Name: SALEM DEPOT
Project Number: 52223.00

Lab Number: L2008252
Report Date: 03/03/20

Method Blank Analysis
Batch Quality Control

Analytical Method: 1,8270D
Analytical Date: 02/26/20 21:04
Analyst: EK

Extraction Method: EPA 3546
Extraction Date: 02/26/20 14:32

Parameter	Result	Qualifier	Units	RL	MDL
Semivolatile Organics by GC/MS - Westborough Lab for sample(s): 21 Batch: WG1344652-1					
Acenaphthene	ND		ug/kg	130	--
Benzidine	ND		ug/kg	550	--
1,2,4-Trichlorobenzene	ND		ug/kg	170	--
Hexachlorobenzene	ND		ug/kg	100	--
Bis(2-chloroethyl)ether	ND		ug/kg	150	--
2-Chloronaphthalene	ND		ug/kg	170	--
1,2-Dichlorobenzene	ND		ug/kg	170	--
1,3-Dichlorobenzene	ND		ug/kg	170	--
1,4-Dichlorobenzene	ND		ug/kg	170	--
3,3'-Dichlorobenzidine	ND		ug/kg	170	--
2,4-Dinitrotoluene	ND		ug/kg	170	--
2,6-Dinitrotoluene	ND		ug/kg	170	--
Azobenzene	ND		ug/kg	170	--
Fluoranthene	ND		ug/kg	100	--
4-Chlorophenyl phenyl ether	ND		ug/kg	170	--
4-Bromophenyl phenyl ether	ND		ug/kg	170	--
Bis(2-chloroisopropyl)ether	ND		ug/kg	200	--
Bis(2-chloroethoxy)methane	ND		ug/kg	180	--
Hexachlorobutadiene	ND		ug/kg	170	--
Hexachlorocyclopentadiene	ND		ug/kg	480	--
Hexachloroethane	ND		ug/kg	130	--
Isophorone	ND		ug/kg	150	--
Naphthalene	ND		ug/kg	170	--
Nitrobenzene	ND		ug/kg	150	--
NDPA/DPA	ND		ug/kg	130	--
n-Nitrosodi-n-propylamine	ND		ug/kg	170	--
Bis(2-ethylhexyl)phthalate	ND		ug/kg	170	--
Butyl benzyl phthalate	ND		ug/kg	170	--
Di-n-butylphthalate	ND		ug/kg	170	--

Project Name: SALEM DEPOT
Project Number: 52223.00

Lab Number: L2008252
Report Date: 03/03/20

Method Blank Analysis
Batch Quality Control

Analytical Method: 1,8270D
Analytical Date: 02/26/20 21:04
Analyst: EK

Extraction Method: EPA 3546
Extraction Date: 02/26/20 14:32

Parameter	Result	Qualifier	Units	RL	MDL
Semivolatile Organics by GC/MS - Westborough Lab for sample(s): 21 Batch: WG1344652-1					
Di-n-octylphthalate	ND		ug/kg	170	--
Diethyl phthalate	ND		ug/kg	170	--
Dimethyl phthalate	ND		ug/kg	170	--
Benzo(a)anthracene	ND		ug/kg	100	--
Benzo(a)pyrene	ND		ug/kg	130	--
Benzo(b)fluoranthene	ND		ug/kg	100	--
Benzo(k)fluoranthene	ND		ug/kg	100	--
Chrysene	ND		ug/kg	100	--
Acenaphthylene	ND		ug/kg	130	--
Anthracene	ND		ug/kg	100	--
Benzo(ghi)perylene	ND		ug/kg	130	--
Fluorene	ND		ug/kg	170	--
Phenanthrene	ND		ug/kg	100	--
Dibenzo(a,h)anthracene	ND		ug/kg	100	--
Indeno(1,2,3-cd)pyrene	ND		ug/kg	130	--
Pyrene	ND		ug/kg	100	--
Biphenyl	ND		ug/kg	380	--
Aniline	ND		ug/kg	200	--
4-Chloroaniline	ND		ug/kg	170	--
1-Methylnaphthalene	ND		ug/kg	170	--
2-Nitroaniline	ND		ug/kg	170	--
3-Nitroaniline	ND		ug/kg	170	--
4-Nitroaniline	ND		ug/kg	170	--
Dibenzofuran	ND		ug/kg	170	--
2-Methylnaphthalene	ND		ug/kg	200	--
n-Nitrosodimethylamine	ND		ug/kg	330	--
2,4,6-Trichlorophenol	ND		ug/kg	100	--
p-Chloro-m-cresol	ND		ug/kg	170	--
2-Chlorophenol	ND		ug/kg	170	--

Project Name: SALEM DEPOT
Project Number: 52223.00

Lab Number: L2008252
Report Date: 03/03/20

Method Blank Analysis
Batch Quality Control

Analytical Method: 1,8270D
Analytical Date: 02/26/20 21:04
Analyst: EK

Extraction Method: EPA 3546
Extraction Date: 02/26/20 14:32

Parameter	Result	Qualifier	Units	RL	MDL
Semivolatile Organics by GC/MS - Westborough Lab for sample(s): 21 Batch: WG1344652-1					
2,4-Dichlorophenol	ND		ug/kg	150	--
2,4-Dimethylphenol	ND		ug/kg	170	--
2-Nitrophenol	ND		ug/kg	360	--
4-Nitrophenol	ND		ug/kg	230	--
2,4-Dinitrophenol	ND		ug/kg	800	--
4,6-Dinitro-o-cresol	ND		ug/kg	430	--
Pentachlorophenol	ND		ug/kg	130	--
Phenol	ND		ug/kg	170	--
2-Methylphenol	ND		ug/kg	170	--
3-Methylphenol/4-Methylphenol	ND		ug/kg	240	--
2,4,5-Trichlorophenol	ND		ug/kg	170	--
Benzoic Acid	ND		ug/kg	540	--
Benzyl Alcohol	ND		ug/kg	170	--
Carbazole	ND		ug/kg	170	--
Pyridine	ND		ug/kg	180	--

Surrogate	%Recovery	Qualifier	Acceptance Criteria
2-Fluorophenol	68		25-120
Phenol-d6	69		10-120
Nitrobenzene-d5	61		23-120
2-Fluorobiphenyl	72		30-120
2,4,6-Tribromophenol	82		10-136
4-Terphenyl-d14	84		18-120

Project Name: SALEM DEPOT
Project Number: 52223.00

Lab Number: L2008252
Report Date: 03/03/20

Method Blank Analysis
Batch Quality Control

Analytical Method: 1,8270D
Analytical Date: 02/28/20 01:11
Analyst: IM

Extraction Method: EPA 3546
Extraction Date: 02/26/20 23:12

Parameter	Result	Qualifier	Units	RL	MDL
Semivolatile Organics by GC/MS - Westborough Lab for sample(s): 01-20 Batch: WG1344806-1					
Acenaphthene	ND		ug/kg	130	--
Benzidine	ND		ug/kg	540	--
1,2,4-Trichlorobenzene	ND		ug/kg	160	--
Hexachlorobenzene	ND		ug/kg	99	--
Bis(2-chloroethyl)ether	ND		ug/kg	150	--
2-Chloronaphthalene	ND		ug/kg	160	--
1,2-Dichlorobenzene	ND		ug/kg	160	--
1,3-Dichlorobenzene	ND		ug/kg	160	--
1,4-Dichlorobenzene	ND		ug/kg	160	--
3,3'-Dichlorobenzidine	ND		ug/kg	160	--
2,4-Dinitrotoluene	ND		ug/kg	160	--
2,6-Dinitrotoluene	ND		ug/kg	160	--
Azobenzene	ND		ug/kg	160	--
Fluoranthene	ND		ug/kg	99	--
4-Chlorophenyl phenyl ether	ND		ug/kg	160	--
4-Bromophenyl phenyl ether	ND		ug/kg	160	--
Bis(2-chloroisopropyl)ether	ND		ug/kg	200	--
Bis(2-chloroethoxy)methane	ND		ug/kg	180	--
Hexachlorobutadiene	ND		ug/kg	160	--
Hexachlorocyclopentadiene	ND		ug/kg	470	--
Hexachloroethane	ND		ug/kg	130	--
Isophorone	ND		ug/kg	150	--
Naphthalene	ND		ug/kg	160	--
Nitrobenzene	ND		ug/kg	150	--
NDPA/DPA	ND		ug/kg	130	--
n-Nitrosodi-n-propylamine	ND		ug/kg	160	--
Bis(2-ethylhexyl)phthalate	ND		ug/kg	160	--
Butyl benzyl phthalate	ND		ug/kg	160	--
Di-n-butylphthalate	ND		ug/kg	160	--

Project Name: SALEM DEPOT
Project Number: 52223.00

Lab Number: L2008252
Report Date: 03/03/20

Method Blank Analysis
Batch Quality Control

Analytical Method: 1,8270D
Analytical Date: 02/28/20 01:11
Analyst: IM

Extraction Method: EPA 3546
Extraction Date: 02/26/20 23:12

Parameter	Result	Qualifier	Units	RL	MDL
Semivolatile Organics by GC/MS - Westborough Lab for sample(s): 01-20 Batch: WG1344806-1					
Di-n-octylphthalate	ND		ug/kg	160	--
Diethyl phthalate	ND		ug/kg	160	--
Dimethyl phthalate	ND		ug/kg	160	--
Benzo(a)anthracene	ND		ug/kg	99	--
Benzo(a)pyrene	ND		ug/kg	130	--
Benzo(b)fluoranthene	ND		ug/kg	99	--
Benzo(k)fluoranthene	ND		ug/kg	99	--
Chrysene	ND		ug/kg	99	--
Acenaphthylene	ND		ug/kg	130	--
Anthracene	ND		ug/kg	99	--
Benzo(ghi)perylene	ND		ug/kg	130	--
Fluorene	ND		ug/kg	160	--
Phenanthrene	ND		ug/kg	99	--
Dibenzo(a,h)anthracene	ND		ug/kg	99	--
Indeno(1,2,3-cd)pyrene	ND		ug/kg	130	--
Pyrene	ND		ug/kg	99	--
Biphenyl	ND		ug/kg	380	--
Aniline	ND		ug/kg	200	--
4-Chloroaniline	ND		ug/kg	160	--
1-Methylnaphthalene	ND		ug/kg	160	--
2-Nitroaniline	ND		ug/kg	160	--
3-Nitroaniline	ND		ug/kg	160	--
4-Nitroaniline	ND		ug/kg	160	--
Dibenzofuran	ND		ug/kg	160	--
2-Methylnaphthalene	ND		ug/kg	200	--
n-Nitrosodimethylamine	ND		ug/kg	330	--
2,4,6-Trichlorophenol	ND		ug/kg	99	--
p-Chloro-m-cresol	ND		ug/kg	160	--
2-Chlorophenol	ND		ug/kg	160	--

Project Name: SALEM DEPOT
Project Number: 52223.00

Lab Number: L2008252
Report Date: 03/03/20

Method Blank Analysis
Batch Quality Control

Analytical Method: 1,8270D
Analytical Date: 02/28/20 01:11
Analyst: IM

Extraction Method: EPA 3546
Extraction Date: 02/26/20 23:12

Parameter	Result	Qualifier	Units	RL	MDL
Semivolatile Organics by GC/MS - Westborough Lab for sample(s): 01-20 Batch: WG1344806-1					
2,4-Dichlorophenol	ND		ug/kg	150	--
2,4-Dimethylphenol	ND		ug/kg	160	--
2-Nitrophenol	ND		ug/kg	360	--
4-Nitrophenol	ND		ug/kg	230	--
2,4-Dinitrophenol	ND		ug/kg	790	--
4,6-Dinitro-o-cresol	ND		ug/kg	430	--
Pentachlorophenol	ND		ug/kg	130	--
Phenol	ND		ug/kg	160	--
2-Methylphenol	ND		ug/kg	160	--
3-Methylphenol/4-Methylphenol	ND		ug/kg	240	--
2,4,5-Trichlorophenol	ND		ug/kg	160	--
Benzoic Acid	ND		ug/kg	530	--
Benzyl Alcohol	ND		ug/kg	160	--
Carbazole	ND		ug/kg	160	--
Pyridine	ND		ug/kg	180	--

Surrogate	%Recovery	Qualifier	Acceptance Criteria
2-Fluorophenol	77		25-120
Phenol-d6	78		10-120
Nitrobenzene-d5	67		23-120
2-Fluorobiphenyl	79		30-120
2,4,6-Tribromophenol	86		10-136
4-Terphenyl-d14	93		18-120

Lab Control Sample Analysis
Batch Quality Control

Project Name: SALEM DEPOT
Project Number: 52223.00
Lab Number: L2008252
Report Date: 03/03/20

Parameter	LCS %Recovery	Qual	LCSD %Recovery	Qual	%Recovery Limits	RPD	Qual	RPD Limits
Semivolatile Organics by GC/MS - Westborough Lab Associated sample(s): 21 Batch: WG1344652-2 WG1344652-3								
Acenaphthene	68		85		31-137	22		50
Benzidine	46		60		10-66	26		50
1,2,4-Trichlorobenzene	69		86		38-107	22		50
Hexachlorobenzene	78		98		40-140	23		50
Bis(2-chloroethyl)ether	61		76		40-140	22		50
2-Chloronaphthalene	73		91		40-140	22		50
1,2-Dichlorobenzene	64		79		40-140	21		50
1,3-Dichlorobenzene	62		76		40-140	20		50
1,4-Dichlorobenzene	63		76		28-104	19		50
3,3'-Dichlorobenzidine	42		52		40-140	21		50
2,4-Dinitrotoluene	71		90		40-132	24		50
2,6-Dinitrotoluene	76		98		40-140	25		50
Azobenzene	73		92		40-140	23		50
Fluoranthene	72		91		40-140	23		50
4-Chlorophenyl phenyl ether	70		88		40-140	23		50
4-Bromophenyl phenyl ether	72		92		40-140	24		50
Bis(2-chloroisopropyl)ether	55		68		40-140	21		50
Bis(2-chloroethoxy)methane	65		81		40-117	22		50
Hexachlorobutadiene	74		92		40-140	22		50
Hexachlorocyclopentadiene	67		87		40-140	26		50
Hexachloroethane	64		76		40-140	17		50
Isophorone	65		80		40-140	21		50
Naphthalene	69		86		40-140	22		50

Lab Control Sample Analysis
Batch Quality Control

Project Name: SALEM DEPOT
Project Number: 52223.00
Lab Number: L2008252
Report Date: 03/03/20

Parameter	LCS %Recovery	Qual	LCSD %Recovery	Qual	%Recovery Limits	RPD	Qual	RPD Limits
Semivolatile Organics by GC/MS - Westborough Lab Associated sample(s): 21 Batch: WG1344652-2 WG1344652-3								
Nitrobenzene	64		76		40-140	17		50
NDPA/DPA	70		88		36-157	23		50
n-Nitrosodi-n-propylamine	64		76		32-121	17		50
Bis(2-ethylhexyl)phthalate	73		92		40-140	23		50
Butyl benzyl phthalate	69		90		40-140	26		50
Di-n-butylphthalate	73		90		40-140	21		50
Di-n-octylphthalate	72		92		40-140	24		50
Diethyl phthalate	73		91		40-140	22		50
Dimethyl phthalate	76		96		40-140	23		50
Benzo(a)anthracene	67		85		40-140	24		50
Benzo(a)pyrene	71		93		40-140	27		50
Benzo(b)fluoranthene	77		97		40-140	23		50
Benzo(k)fluoranthene	68		90		40-140	28		50
Chrysene	71		91		40-140	25		50
Acenaphthylene	74		92		40-140	22		50
Anthracene	69		89		40-140	25		50
Benzo(ghi)perylene	73		91		40-140	22		50
Fluorene	70		89		40-140	24		50
Phenanthrene	68		87		40-140	25		50
Dibenzo(a,h)anthracene	68		87		40-140	25		50
Indeno(1,2,3-cd)pyrene	70		89		40-140	24		50
Pyrene	70		90		35-142	25		50
Biphenyl	72		90		37-127	22		50

Lab Control Sample Analysis
Batch Quality Control

Project Name: SALEM DEPOT
Project Number: 52223.00
Lab Number: L2008252
Report Date: 03/03/20

Parameter	LCS %Recovery	Qual	LCSD %Recovery	Qual	%Recovery Limits	RPD	Qual	RPD Limits
Semivolatile Organics by GC/MS - Westborough Lab Associated sample(s): 21 Batch: WG1344652-2 WG1344652-3								
Aniline	48		60		40-140	22		50
4-Chloroaniline	69		84		40-140	20		50
1-Methylnaphthalene	73		88		26-130	19		50
2-Nitroaniline	71		91		47-134	25		50
3-Nitroaniline	59		73		26-129	21		50
4-Nitroaniline	63		82		41-125	26		50
Dibenzofuran	70		88		40-140	23		50
2-Methylnaphthalene	69		88		40-140	24		50
n-Nitrosodimethylamine	57		72		22-100	23		50
2,4,6-Trichlorophenol	79		97		30-130	20		50
p-Chloro-m-cresol	75		97		26-103	26		50
2-Chlorophenol	70		85		25-102	19		50
2,4-Dichlorophenol	76		93		30-130	20		50
2,4-Dimethylphenol	73		91		30-130	22		50
2-Nitrophenol	70		86		30-130	21		50
4-Nitrophenol	60		81		11-114	30		50
2,4-Dinitrophenol	61		80		4-130	27		50
4,6-Dinitro-o-cresol	67		95		10-130	35		50
Pentachlorophenol	73		98		17-109	29		50
Phenol	63		78		26-90	21		50
2-Methylphenol	68		86		30-130.	23		50
3-Methylphenol/4-Methylphenol	76		95		30-130	22		50
2,4,5-Trichlorophenol	80		100		30-130	22		50

Lab Control Sample Analysis
Batch Quality Control

Project Name: SALEM DEPOT
Project Number: 52223.00
Lab Number: L2008252
Report Date: 03/03/20

Parameter	LCS %Recovery	Qual	LCSD %Recovery	Qual	%Recovery Limits	RPD	Qual	RPD Limits
Semivolatile Organics by GC/MS - Westborough Lab Associated sample(s): 21 Batch: WG1344652-2 WG1344652-3								
Benzoic Acid	68		69		10-110	1		50
Benzyl Alcohol	69		86		40-140	22		50
Carbazole	70		89		54-128	24		50
Pyridine	53		63		10-93	17		50

Surrogate	LCS %Recovery	Qual	LCSD %Recovery	Qual	Acceptance Criteria
2-Fluorophenol	66		82		25-120
Phenol-d6	67		85		10-120
Nitrobenzene-d5	63		78		23-120
2-Fluorobiphenyl	69		87		30-120
2,4,6-Tribromophenol	77		99		10-136
4-Terphenyl-d14	75		96		18-120

Lab Control Sample Analysis
Batch Quality Control

Project Name: SALEM DEPOT
Project Number: 52223.00
Lab Number: L2008252
Report Date: 03/03/20

Parameter	LCS %Recovery	Qual	LCSD %Recovery	Qual	%Recovery Limits	RPD	Qual	RPD Limits
Semivolatile Organics by GC/MS - Westborough Lab Associated sample(s): 01-20 Batch: WG1344806-2 WG1344806-3								
Acenaphthene	74		72		31-137	3		50
Benzidine	**7**	Q	**6**	Q	10-66	13		50
1,2,4-Trichlorobenzene	75		76		38-107	1		50
Hexachlorobenzene	86		82		40-140	5		50
Bis(2-chloroethyl)ether	71		67		40-140	6		50
2-Chloronaphthalene	79		78		40-140	1		50
1,2-Dichlorobenzene	71		71		40-140	0		50
1,3-Dichlorobenzene	70		70		40-140	0		50
1,4-Dichlorobenzene	71		69		28-104	3		50
3,3'-Dichlorobenzidine	60		55		40-140	9		50
2,4-Dinitrotoluene	77		75		40-132	3		50
2,6-Dinitrotoluene	81		79		40-140	3		50
Azobenzene	72		80		40-140	11		50
Fluoranthene	80		76		40-140	5		50
4-Chlorophenyl phenyl ether	77		75		40-140	3		50
4-Bromophenyl phenyl ether	78		79		40-140	1		50
Bis(2-chloroisopropyl)ether	61		61		40-140	0		50
Bis(2-chloroethoxy)methane	72		69		40-117	4		50
Hexachlorobutadiene	78		80		40-140	3		50
Hexachlorocyclopentadiene	72		75		40-140	4		50
Hexachloroethane	70		72		40-140	3		50
Isophorone	72		71		40-140	1		50
Naphthalene	75		73		40-140	3		50

Lab Control Sample Analysis
Batch Quality Control

Project Name: SALEM DEPOT
Project Number: 52223.00
Lab Number: L2008252
Report Date: 03/03/20

Parameter	LCS %Recovery	Qual	LCSD %Recovery	Qual	%Recovery Limits	RPD	Qual	RPD Limits
Semivolatile Organics by GC/MS - Westborough Lab Associated sample(s): 01-20 Batch: WG1344806-2 WG1344806-3								
Nitrobenzene	68		68		40-140	0		50
NDPA/DPA	76		74		36-157	3		50
n-Nitrosodi-n-propylamine	70		70		32-121	0		50
Bis(2-ethylhexyl)phthalate	81		80		40-140	1		50
Butyl benzyl phthalate	78		76		40-140	3		50
Di-n-butylphthalate	79		79		40-140	0		50
Di-n-octylphthalate	80		78		40-140	3		50
Diethyl phthalate	78		78		40-140	0		50
Dimethyl phthalate	83		82		40-140	1		50
Benzo(a)anthracene	72		70		40-140	3		50
Benzo(a)pyrene	77		74		40-140	4		50
Benzo(b)fluoranthene	81		79		40-140	3		50
Benzo(k)fluoranthene	77		75		40-140	3		50
Chrysene	80		77		40-140	4		50
Acenaphthylene	80		77		40-140	4		50
Anthracene	77		76		40-140	1		50
Benzo(ghi)perylene	76		75		40-140	1		50
Fluorene	77		76		40-140	1		50
Phenanthrene	76		74		40-140	3		50
Dibenzo(a,h)anthracene	72		71		40-140	1		50
Indeno(1,2,3-cd)pyrene	74		72		40-140	3		50
Pyrene	77		76		35-142	1		50
Biphenyl	78		77		37-127	1		50

Lab Control Sample Analysis
Batch Quality Control

Project Name: SALEM DEPOT
Project Number: 52223.00
Lab Number: L2008252
Report Date: 03/03/20

Parameter	LCS %Recovery	Qual	LCSD %Recovery	Qual	%Recovery Limits	RPD	Qual	RPD Limits
Semivolatile Organics by GC/MS - Westborough Lab Associated sample(s): 01-20 Batch: WG1344806-2 WG1344806-3								
Aniline	54		49		40-140	10		50
4-Chloroaniline	63		66		40-140	5		50
1-Methylnaphthalene	77		74		26-130	4		50
2-Nitroaniline	75		74		47-134	1		50
3-Nitroaniline	59		56		26-129	5		50
4-Nitroaniline	71		67		41-125	6		50
Dibenzofuran	77		75		40-140	3		50
2-Methylnaphthalene	75		74		40-140	1		50
n-Nitrosodimethylamine	64		66		22-100	3		50
2,4,6-Trichlorophenol	84		81		30-130	4		50
p-Chloro-m-cresol	82		80		26-103	2		50
2-Chlorophenol	74		74		25-102	0		50
2,4-Dichlorophenol	82		82		30-130	0		50
2,4-Dimethylphenol	80		78		30-130	3		50
2-Nitrophenol	73		73		30-130	0		50
4-Nitrophenol	71		67		11-114	6		50
2,4-Dinitrophenol	69		66		4-130	4		50
4,6-Dinitro-o-cresol	76		76		10-130	0		50
Pentachlorophenol	86		81		17-109	6		50
Phenol	70		68		26-90	3		50
2-Methylphenol	75		74		30-130.	1		50
3-Methylphenol/4-Methylphenol	83		81		30-130	2		50
2,4,5-Trichlorophenol	86		84		30-130	2		50

Lab Control Sample Analysis
Batch Quality Control

Project Name: SALEM DEPOT
Project Number: 52223.00
Lab Number: L2008252
Report Date: 03/03/20

Parameter	LCS %Recovery	Qual	LCSD %Recovery	Qual	%Recovery Limits	RPD	Qual	RPD Limits
Semivolatile Organics by GC/MS - Westborough Lab Associated sample(s): 01-20 Batch: WG1344806-2 WG1344806-3								
Benzoic Acid	68		74		10-110	8		50
Benzyl Alcohol	74		74		40-140	0		50
Carbazole	78		75		54-128	4		50
Pyridine	51		52		10-93	2		50

Surrogate	LCS %Recovery	Qual	LCSD %Recovery	Qual	Acceptance Criteria
2-Fluorophenol	75		72		25-120
Phenol-d6	77		75		10-120
Nitrobenzene-d5	71		68		23-120
2-Fluorobiphenyl	76		74		30-120
2,4,6-Tribromophenol	89		84		10-136
4-Terphenyl-d14	86		82		18-120

PETROLEUM HYDROCARBONS

Project Name: SALEM DEPOT
Project Number: 52223.00

Lab Number: L2008252
Report Date: 03/03/20

SAMPLE RESULTS

Lab ID: L2008252-01
Client ID: SB-3 (0-10)
Sample Location: SALEM, NH

Date Collected: 02/24/20 08:30
Date Received: 02/25/20
Field Prep: Not Specified

Sample Depth:
Matrix: Soil
Analytical Method: 1,8015D(M)
Analytical Date: 02/28/20 01:48
Analyst: AN
Percent Solids: 85%

Extraction Method: EPA 3546
Extraction Date: 02/27/20 00:09

Parameter	Result	Qualifier	Units	RL	MDL	Dilution Factor
Petroleum Hydrocarbon Quantitation - Westborough Lab						
TPH (C10-C36)	198000		ug/kg	38200	--	1

Surrogate	% Recovery	Qualifier	Acceptance Criteria
o-Terphenyl	117		40-140

Project Name: SALEM DEPOT
Project Number: 52223.00

Lab Number: L2008252
Report Date: 03/03/20

SAMPLE RESULTS

Lab ID: L2008252-02
Client ID: SB-5 (0-8)
Sample Location: SALEM, NH

Sample Depth:
Matrix: Soil
Analytical Method: 1,8015D(M)
Analytical Date: 02/28/20 02:54
Analyst: AN
Percent Solids: 87%

Date Collected: 02/24/20 09:00
Date Received: 02/25/20
Field Prep: Not Specified

Extraction Method: EPA 3546
Extraction Date: 02/27/20 00:09

Parameter	Result	Qualifier	Units	RL	MDL	Dilution Factor
Petroleum Hydrocarbon Quantitation - Westborough Lab						
TPH (C10-C36)	88200		ug/kg	38200	--	1

Surrogate	% Recovery	Qualifier	Acceptance Criteria
o-Terphenyl	91		40-140

Project Name: SALEM DEPOT
Project Number: 52223.00

Lab Number: L2008252
Report Date: 03/03/20

SAMPLE RESULTS

Lab ID: L2008252-03
Client ID: SB-8 (0-10)
Sample Location: SALEM, NH

Date Collected: 02/18/20 15:00
Date Received: 02/25/20
Field Prep: Not Specified

Sample Depth:
Matrix: Soil
Analytical Method: 1,8015D(M)
Analytical Date: 02/28/20 03:27
Analyst: AN
Percent Solids: 88%

Extraction Method: EPA 3546
Extraction Date: 02/27/20 00:09

Parameter	Result	Qualifier	Units	RL	MDL	Dilution Factor
Petroleum Hydrocarbon Quantitation - Westborough Lab						
TPH (C10-C36)	48200		ug/kg	36000	--	1

Surrogate	% Recovery	Qualifier	Acceptance Criteria
o-Terphenyl	79		40-140

Project Name: SALEM DEPOT
Project Number: 52223.00

Lab Number: L2008252
Report Date: 03/03/20

SAMPLE RESULTS

Lab ID: L2008252-04
Client ID: SB-13 (0-10)
Sample Location: SALEM, NH

Sample Depth:
Matrix: Soil
Analytical Method: 1,8015D(M)
Analytical Date: 02/28/20 04:00
Analyst: AN
Percent Solids: 89%

Date Collected: 02/24/20 10:00
Date Received: 02/25/20
Field Prep: Not Specified

Extraction Method: EPA 3546
Extraction Date: 02/27/20 00:09

Parameter	Result	Qualifier	Units	RL	MDL	Dilution Factor
Petroleum Hydrocarbon Quantitation - Westborough Lab						
TPH (C10-C36)	ND		ug/kg	36000	--	1

Surrogate	% Recovery	Qualifier	Acceptance Criteria
o-Terphenyl	83		40-140

Project Name: SALEM DEPOT
Project Number: 52223.00

Lab Number: L2008252
Report Date: 03/03/20

SAMPLE RESULTS

Lab ID: L2008252-05
Client ID: SB-18 (0-6)
Sample Location: SALEM, NH

Sample Depth:
Matrix: Soil
Analytical Method: 1,8015D(M)
Analytical Date: 02/28/20 04:33
Analyst: AN
Percent Solids: 85%

Date Collected: 02/21/20 09:00
Date Received: 02/25/20
Field Prep: Not Specified

Extraction Method: EPA 3546
Extraction Date: 02/27/20 00:09

Parameter	Result	Qualifier	Units	RL	MDL	Dilution Factor
Petroleum Hydrocarbon Quantitation - Westborough Lab						
TPH (C10-C36)	442000		ug/kg	36700	--	1

Surrogate	% Recovery	Qualifier	Acceptance Criteria
o-Terphenyl	91		40-140

Project Name: SALEM DEPOT
Project Number: 52223.00

Lab Number: L2008252
Report Date: 03/03/20

SAMPLE RESULTS

Lab ID: L2008252-06
Client ID: SB-19 (0-6)
Sample Location: SALEM, NH

Date Collected: 02/21/20 09:30
Date Received: 02/25/20
Field Prep: Not Specified

Sample Depth:
Matrix: Soil
Analytical Method: 1,8015D(M)
Analytical Date: 02/28/20 05:06
Analyst: AN
Percent Solids: 90%

Extraction Method: EPA 3546
Extraction Date: 02/27/20 00:09

Parameter	Result	Qualifier	Units	RL	MDL	Dilution Factor
Petroleum Hydrocarbon Quantitation - Westborough Lab						
TPH (C10-C36)	176000		ug/kg	35300	--	1

Surrogate	% Recovery	Qualifier	Acceptance Criteria
o-Terphenyl	100		40-140

Project Name: SALEM DEPOT
Project Number: 52223.00

Lab Number: L2008252
Report Date: 03/03/20

SAMPLE RESULTS

Lab ID: L2008252-07
Client ID: SB-20 (0-10)
Sample Location: SALEM, NH

Sample Depth:
Matrix: Soil
Analytical Method: 1,8015D(M)
Analytical Date: 02/28/20 05:38
Analyst: AN
Percent Solids: 90%

Date Collected: 02/24/20 10:30
Date Received: 02/25/20
Field Prep: Not Specified

Extraction Method: EPA 3546
Extraction Date: 02/27/20 00:09

Parameter	Result	Qualifier	Units	RL	MDL	Dilution Factor
Petroleum Hydrocarbon Quantitation - Westborough Lab						
TPH (C10-C36)	147000		ug/kg	35900	--	1

Surrogate	% Recovery	Qualifier	Acceptance Criteria
o-Terphenyl	107		40-140

Project Name: SALEM DEPOT
Project Number: 52223.00

Lab Number: L2008252
Report Date: 03/03/20

SAMPLE RESULTS

Lab ID: L2008252-08
Client ID: SB-21 (0-3)
Sample Location: SALEM, NH

Sample Depth:
Matrix: Soil
Analytical Method: 1,8015D(M)
Analytical Date: 03/02/20 21:20
Analyst: SC
Percent Solids: 86%

Date Collected: 02/20/20 09:00
Date Received: 02/25/20
Field Prep: Not Specified

Extraction Method: EPA 3546
Extraction Date: 02/27/20 00:09

Parameter	Result	Qualifier	Units	RL	MDL	Dilution Factor
Petroleum Hydrocarbon Quantitation - Westborough Lab						
TPH (C10-C36)	139000		ug/kg	37400	--	1

Surrogate	% Recovery	Qualifier	Acceptance Criteria
o-Terphenyl	101		40-140

Project Name: SALEM DEPOT
Project Number: 52223.00

Lab Number: L2008252
Report Date: 03/03/20

SAMPLE RESULTS

Lab ID: L2008252-09
Client ID: SB-22 (0-3)
Sample Location: SALEM, NH

Sample Depth:
Matrix: Soil
Analytical Method: 1,8015D(M)
Analytical Date: 03/02/20 03:16
Analyst: LL
Percent Solids: 90%

Date Collected: 02/20/20 09:30
Date Received: 02/25/20
Field Prep: Not Specified

Extraction Method: EPA 3546
Extraction Date: 02/27/20 00:09

Parameter	Result	Qualifier	Units	RL	MDL	Dilution Factor
Petroleum Hydrocarbon Quantitation - Westborough Lab						
TPH (C10-C36)	404000		ug/kg	35400	--	1

Surrogate	% Recovery	Qualifier	Acceptance Criteria
o-Terphenyl	71		40-140

Project Name: SALEM DEPOT
Project Number: 52223.00

Lab Number: L2008252
Report Date: 03/03/20

SAMPLE RESULTS

Lab ID: L2008252-10
Client ID: SB-23 (0-10)
Sample Location: SALEM, NH

Sample Depth:
Matrix: Soil
Analytical Method: 1,8015D(M)
Analytical Date: 03/02/20 01:07
Analyst: LL
Percent Solids: 79%

Date Collected: 02/24/20 11:00
Date Received: 02/25/20
Field Prep: Not Specified

Extraction Method: EPA 3546
Extraction Date: 02/27/20 00:09

Parameter	Result	Qualifier	Units	RL	MDL	Dilution Factor
Petroleum Hydrocarbon Quantitation - Westborough Lab						
TPH (C10-C36)	ND		ug/kg	40300	--	1

Surrogate	% Recovery	Qualifier	Acceptance Criteria
o-Terphenyl	81		40-140

Project Name: SALEM DEPOT
Project Number: 52223.00

Lab Number: L2008252
Report Date: 03/03/20

SAMPLE RESULTS

Lab ID: L2008252-11
Client ID: SB-24 (0-10)
Sample Location: SALEM, NH

Sample Depth:
Matrix: Soil
Analytical Method: 1,8015D(M)
Analytical Date: 03/02/20 01:39
Analyst: LL
Percent Solids: 74%

Date Collected: 02/21/20 11:00
Date Received: 02/25/20
Field Prep: Not Specified

Extraction Method: EPA 3546
Extraction Date: 02/27/20 00:09

Parameter	Result	Qualifier	Units	RL	MDL	Dilution Factor
Petroleum Hydrocarbon Quantitation - Westborough Lab						
TPH (C10-C36)	51400		ug/kg	44200	--	1

Surrogate	% Recovery	Qualifier	Acceptance Criteria
o-Terphenyl	73		40-140

Project Name: SALEM DEPOT
Project Number: 52223.00

Lab Number: L2008252
Report Date: 03/03/20

SAMPLE RESULTS

Lab ID: L2008252-12
Client ID: SB-25 (0-6)
Sample Location: SALEM, NH

Sample Depth:
Matrix: Soil
Analytical Method: 1,8015D(M)
Analytical Date: 03/03/20 04:18
Analyst: MEO
Percent Solids: 81%

Date Collected: 02/20/20 11:30
Date Received: 02/25/20
Field Prep: Not Specified

Extraction Method: EPA 3546
Extraction Date: 02/27/20 00:09

Parameter	Result	Qualifier	Units	RL	MDL	Dilution Factor
Petroleum Hydrocarbon Quantitation - Westborough Lab						
TPH (C10-C36)	48400		ug/kg	39200	--	1

Surrogate	% Recovery	Qualifier	Acceptance Criteria
o-Terphenyl	87		40-140

Project Name: SALEM DEPOT
Project Number: 52223.00

Lab Number: L2008252
Report Date: 03/03/20

SAMPLE RESULTS

Lab ID: L2008252-13
Client ID: SB-26 (0-6)
Sample Location: SALEM, NH

Sample Depth:
Matrix: Soil
Analytical Method: 1,8015D(M)
Analytical Date: 03/03/20 04:50
Analyst: MEO
Percent Solids: 76%

Date Collected: 02/20/20 13:00
Date Received: 02/25/20
Field Prep: Not Specified

Extraction Method: EPA 3546
Extraction Date: 02/27/20 00:15

Parameter	Result	Qualifier	Units	RL	MDL	Dilution Factor
Petroleum Hydrocarbon Quantitation - Westborough Lab						
TPH (C10-C36)	243000		ug/kg	42500	--	1

Surrogate	% Recovery	Qualifier	Acceptance Criteria
o-Terphenyl	71		40-140

Project Name: SALEM DEPOT
Project Number: 52223.00

Lab Number: L2008252
Report Date: 03/03/20

SAMPLE RESULTS

Lab ID: L2008252-14
Client ID: SB-27 (0-3)
Sample Location: SALEM, NH

Sample Depth:
Matrix: Soil
Analytical Method: 1,8015D(M)
Analytical Date: 03/02/20 02:11
Analyst: LL
Percent Solids: 86%

Date Collected: 02/21/20 13:15
Date Received: 02/25/20
Field Prep: Not Specified

Extraction Method: EPA 3546
Extraction Date: 02/27/20 00:15

Parameter	Result	Qualifier	Units	RL	MDL	Dilution Factor
Petroleum Hydrocarbon Quantitation - Westborough Lab						
TPH (C10-C36)	366000		ug/kg	37300	--	1

Surrogate	% Recovery	Qualifier	Acceptance Criteria
o-Terphenyl	106		40-140

Project Name: SALEM DEPOT
Project Number: 52223.00

Lab Number: L2008252
Report Date: 03/03/20

SAMPLE RESULTS

Lab ID: L2008252-15
Client ID: SB-28 (0-3)
Sample Location: SALEM, NH

Sample Depth:
Matrix: Soil
Analytical Method: 1,8015D(M)
Analytical Date: 03/02/20 02:44
Analyst: LL
Percent Solids: 89%

Date Collected: 02/20/20 13:30
Date Received: 02/25/20
Field Prep: Not Specified

Extraction Method: EPA 3546
Extraction Date: 02/27/20 00:15

Parameter	Result	Qualifier	Units	RL	MDL	Dilution Factor
Petroleum Hydrocarbon Quantitation - Westborough Lab						
TPH (C10-C36)	145000		ug/kg	37000	--	1

Surrogate	% Recovery	Qualifier	Acceptance Criteria
o-Terphenyl	91		40-140

Project Name: SALEM DEPOT
Project Number: 52223.00

Lab Number: L2008252
Report Date: 03/03/20

SAMPLE RESULTS

Lab ID: L2008252-16
Client ID: SB-29 (0-6)
Sample Location: SALEM, NH

Sample Depth:
Matrix: Soil
Analytical Method: 1,8015D(M)
Analytical Date: 03/03/20 05:23
Analyst: MEO
Percent Solids: 93%

Date Collected: 02/20/20 14:00
Date Received: 02/25/20
Field Prep: Not Specified

Extraction Method: EPA 3546
Extraction Date: 02/27/20 00:15

Parameter	Result	Qualifier	Units	RL	MDL	Dilution Factor
Petroleum Hydrocarbon Quantitation - Westborough Lab						
TPH (C10-C36)	ND		ug/kg	35300	--	1

Surrogate	% Recovery	Qualifier	Acceptance Criteria
o-Terphenyl	67		40-140

Project Name: SALEM DEPOT
Project Number: 52223.00

Lab Number: L2008252
Report Date: 03/03/20

SAMPLE RESULTS

Lab ID: L2008252-17
Client ID: SB-30 (0-3)
Sample Location: SALEM, NH

Sample Depth:
Matrix: Soil
Analytical Method: 1,8015D(M)
Analytical Date: 03/03/20 05:55
Analyst: MEO
Percent Solids: 95%

Date Collected: 02/20/20 14:30
Date Received: 02/25/20
Field Prep: Not Specified

Extraction Method: EPA 3546
Extraction Date: 02/27/20 00:15

Parameter	Result	Qualifier	Units	RL	MDL	Dilution Factor
Petroleum Hydrocarbon Quantitation - Westborough Lab						
TPH (C10-C36)	ND		ug/kg	33600	--	1

Surrogate	% Recovery	Qualifier	Acceptance Criteria
o-Terphenyl	70		40-140

Project Name: SALEM DEPOT
Project Number: 52223.00

Lab Number: L2008252
Report Date: 03/03/20

SAMPLE RESULTS

Lab ID: L2008252-18
Client ID: SB-31 (0-3)
Sample Location: SALEM, NH

Sample Depth:
Matrix: Soil
Analytical Method: 1,8015D(M)
Analytical Date: 03/03/20 06:28
Analyst: MEO
Percent Solids: 94%

Date Collected: 02/20/20 15:00
Date Received: 02/25/20
Field Prep: Not Specified

Extraction Method: EPA 3546
Extraction Date: 02/27/20 00:15

Parameter	Result	Qualifier	Units	RL	MDL	Dilution Factor
Petroleum Hydrocarbon Quantitation - Westborough Lab						
TPH (C10-C36)	ND		ug/kg	34100	--	1

Surrogate	% Recovery	Qualifier	Acceptance Criteria
o-Terphenyl	84		40-140

Project Name: SALEM DEPOT
Project Number: 52223.00

Lab Number: L2008252
Report Date: 03/03/20

SAMPLE RESULTS

Lab ID: L2008252-19
Client ID: SB-32 (0-3)
Sample Location: SALEM, NH

Date Collected: 02/20/20 16:00
Date Received: 02/25/20
Field Prep: Not Specified

Sample Depth:
Matrix: Soil
Analytical Method: 1,8015D(M)
Analytical Date: 03/03/20 07:00
Analyst: MEO
Percent Solids: 94%

Extraction Method: EPA 3546
Extraction Date: 02/27/20 00:15

Parameter	Result	Qualifier	Units	RL	MDL	Dilution Factor
Petroleum Hydrocarbon Quantitation - Westborough Lab						
TPH (C10-C36)	ND		ug/kg	33800	--	1

Surrogate	% Recovery	Qualifier	Acceptance Criteria
o-Terphenyl	90		40-140

Project Name: SALEM DEPOT
Project Number: 52223.00

Lab Number: L2008252
Report Date: 03/03/20

SAMPLE RESULTS

Lab ID: L2008252-20
Client ID: SB-33 (0-6)
Sample Location: SALEM, NH

Sample Depth:
Matrix: Soil
Analytical Method: 1,8015D(M)
Analytical Date: 03/03/20 07:33
Analyst: MEO
Percent Solids: 91%

Date Collected: 02/21/20 14:00
Date Received: 02/25/20
Field Prep: Not Specified

Extraction Method: EPA 3546
Extraction Date: 02/27/20 00:15

Parameter	Result	Qualifier	Units	RL	MDL	Dilution Factor
Petroleum Hydrocarbon Quantitation - Westborough Lab						
TPH (C10-C36)	127000		ug/kg	35700	--	1

Surrogate	% Recovery	Qualifier	Acceptance Criteria
o-Terphenyl	81		40-140

Project Name: SALEM DEPOT
Project Number: 52223.00

Lab Number: L2008252
Report Date: 03/03/20

SAMPLE RESULTS

Lab ID: L2008252-21
Client ID: SB-34 (0-6)
Sample Location: SALEM, NH

Sample Depth:
Matrix: Soil
Analytical Method: 1,8015D(M)
Analytical Date: 02/27/20 20:02
Analyst: AN
Percent Solids: 91%

Date Collected: 02/21/20 14:30
Date Received: 02/25/20
Field Prep: Not Specified

Extraction Method: EPA 3546
Extraction Date: 02/27/20 06:16

Parameter	Result	Qualifier	Units	RL	MDL	Dilution Factor
Petroleum Hydrocarbon Quantitation - Westborough Lab						
TPH (C10-C36)	67100		ug/kg	35300	--	1

Surrogate	% Recovery	Qualifier	Acceptance Criteria
o-Terphenyl	77		40-140

Project Name: SALEM DEPOT
Project Number: 52223.00

Lab Number: L2008252
Report Date: 03/03/20

Method Blank Analysis
Batch Quality Control

Analytical Method: 1,8015D(M)
Analytical Date: 02/28/20 01:15
Analyst: AN

Extraction Method: EPA 3546
Extraction Date: 02/27/20 00:09

Parameter	Result	Qualifier	Units	RL	MDL
Petroleum Hydrocarbon Quantitation - Westborough Lab for sample(s): 01-20 Batch: WG1344812-1					
TPH (C10-C36)	ND		ug/kg	32000	--

Surrogate	%Recovery	Qualifier	Acceptance Criteria
o-Terphenyl	110		40-140

Project Name: SALEM DEPOT
Project Number: 52223.00

Lab Number: L2008252
Report Date: 03/03/20

Method Blank Analysis
Batch Quality Control

Analytical Method: 1,8015D(M)
Analytical Date: 02/27/20 15:42
Analyst: AN

Extraction Method: EPA 3546
Extraction Date: 02/27/20 06:16

Parameter	Result	Qualifier	Units	RL	MDL
Petroleum Hydrocarbon Quantitation - Westborough Lab for sample(s): 21 Batch: WG1344874-1					
TPH (C10-C36)	ND		ug/kg	33000	--

Surrogate	%Recovery	Qualifier	Acceptance Criteria
o-Terphenyl	79		40-140

Lab Control Sample Analysis
Batch Quality Control

Project Name: SALEM DEPOT
Project Number: 52223.00
Lab Number: L2008252
Report Date: 03/03/20

Parameter	LCS %Recovery	Qual	LCSD %Recovery	Qual	%Recovery Limits	RPD	Qual	RPD Limits
Petroleum Hydrocarbon Quantitation - Westborough Lab Associated sample(s): 01-20 Batch: WG1344812-2								
TPH (C10-C36)	112		-		40-140	-		40

Surrogate	LCS %Recovery	Qual	LCSD %Recovery	Qual	Acceptance Criteria
o-Terphenyl	117				40-140

Lab Control Sample Analysis
Batch Quality Control

Project Name: SALEM DEPOT
Project Number: 52223.00
Lab Number: L2008252
Report Date: 03/03/20

Parameter	LCS %Recovery	Qual	LCSD %Recovery	Qual	%Recovery Limits	RPD	Qual	RPD Limits
Petroleum Hydrocarbon Quantitation - Westborough Lab Associated sample(s): 21 Batch: WG1344874-2								
TPH (C10-C36)	71		-		40-140	-		40

Surrogate	LCS %Recovery	Qual	LCSD %Recovery	Qual	Acceptance Criteria
o-Terphenyl	69				40-140

Lab Duplicate Analysis
Batch Quality Control

Project Name: SALEM DEPOT
Project Number: 52223.00

Lab Number: L2008252
Report Date: 03/03/20

Parameter	Native Sample	Duplicate Sample	Units	RPD	Qual	RPD Limits
Petroleum Hydrocarbon Quantitation - Westborough Lab Associated sample(s): 01-20 QC Batch ID: WG1344812-3 QC Sample: L2008252-01 Client ID: SB-3 (0-10)						
TPH (C10-C36)	198000	137000	ug/kg	36		40

Surrogate	%Recovery	Qualifier	%Recovery	Qualifier	Acceptance Criteria
o-Terphenyl	117		114		40-140

PCBS

Project Name: SALEM DEPOT
Project Number: 52223.00

Lab Number: L2008252
Report Date: 03/03/20

SAMPLE RESULTS

Lab ID: L2008252-01
Client ID: SB-3 (0-10)
Sample Location: SALEM, NH

Sample Depth:
Matrix: Soil
Analytical Method: 1,8082A
Analytical Date: 02/27/20 17:24
Analyst: CW
Percent Solids: 85%

Date Collected: 02/24/20 08:30
Date Received: 02/25/20
Field Prep: Not Specified

Extraction Method: EPA 3546
Extraction Date: 02/27/20 01:14
Cleanup Method: EPA 3665A
Cleanup Date: 02/27/20
Cleanup Method: EPA 3660B
Cleanup Date: 02/27/20

Parameter	Result	Qualifier	Units	RL	MDL	Dilution Factor	Column
Polychlorinated Biphenyls by GC - Westborough Lab							
Aroclor 1016	ND		ug/kg	37.9	--	1	A
Aroclor 1221	ND		ug/kg	37.9	--	1	A
Aroclor 1232	ND		ug/kg	37.9	--	1	A
Aroclor 1242	ND		ug/kg	37.9	--	1	A
Aroclor 1248	ND		ug/kg	37.9	--	1	A
Aroclor 1254	ND		ug/kg	37.9	--	1	A
Aroclor 1260	ND		ug/kg	37.9	--	1	A
Aroclor 1262	ND		ug/kg	37.9	--	1	A
Aroclor 1268	ND		ug/kg	37.9	--	1	A
PCBs, Total	ND		ug/kg	37.9	--	1	A

Surrogate	% Recovery	Qualifier	Acceptance Criteria	Column
2,4,5,6-Tetrachloro-m-xylene	64		30-150	B
Decachlorobiphenyl	66		30-150	B
2,4,5,6-Tetrachloro-m-xylene	67		30-150	A
Decachlorobiphenyl	68		30-150	A

Project Name: SALEM DEPOT
Project Number: 52223.00

Lab Number: L2008252
Report Date: 03/03/20

SAMPLE RESULTS

Lab ID: L2008252-02
Client ID: SB-5 (0-8)
Sample Location: SALEM, NH

Sample Depth:
Matrix: Soil
Analytical Method: 1,8082A
Analytical Date: 02/27/20 17:36
Analyst: CW
Percent Solids: 87%

Date Collected: 02/24/20 09:00
Date Received: 02/25/20
Field Prep: Not Specified

Extraction Method: EPA 3546
Extraction Date: 02/27/20 01:14
Cleanup Method: EPA 3665A
Cleanup Date: 02/27/20
Cleanup Method: EPA 3660B
Cleanup Date: 02/27/20

Parameter	Result	Qualifier	Units	RL	MDL	Dilution Factor	Column
Polychlorinated Biphenyls by GC - Westborough Lab							
Aroclor 1016	ND		ug/kg	36.2	--	1	A
Aroclor 1221	ND		ug/kg	36.2	--	1	A
Aroclor 1232	ND		ug/kg	36.2	--	1	A
Aroclor 1242	ND		ug/kg	36.2	--	1	A
Aroclor 1248	ND		ug/kg	36.2	--	1	A
Aroclor 1254	ND		ug/kg	36.2	--	1	A
Aroclor 1260	ND		ug/kg	36.2	--	1	A
Aroclor 1262	ND		ug/kg	36.2	--	1	A
Aroclor 1268	ND		ug/kg	36.2	--	1	A
PCBs, Total	ND		ug/kg	36.2	--	1	A

Surrogate	% Recovery	Qualifier	Acceptance Criteria	Column
2,4,5,6-Tetrachloro-m-xylene	65		30-150	B
Decachlorobiphenyl	69		30-150	B
2,4,5,6-Tetrachloro-m-xylene	66		30-150	A
Decachlorobiphenyl	69		30-150	A

Project Name: SALEM DEPOT
Project Number: 52223.00

Lab Number: L2008252
Report Date: 03/03/20

SAMPLE RESULTS

Lab ID: L2008252-03
Client ID: SB-8 (0-10)
Sample Location: SALEM, NH

Sample Depth:
Matrix: Soil
Analytical Method: 1,8082A
Analytical Date: 02/27/20 17:47
Analyst: CW
Percent Solids: 88%

Date Collected: 02/18/20 15:00
Date Received: 02/25/20
Field Prep: Not Specified

Extraction Method: EPA 3546
Extraction Date: 02/27/20 01:14
Cleanup Method: EPA 3665A
Cleanup Date: 02/27/20
Cleanup Method: EPA 3660B
Cleanup Date: 02/27/20

Parameter	Result	Qualifier	Units	RL	MDL	Dilution Factor	Column
Polychlorinated Biphenyls by GC - Westborough Lab							
Aroclor 1016	ND		ug/kg	35.9	--	1	A
Aroclor 1221	ND		ug/kg	35.9	--	1	A
Aroclor 1232	ND		ug/kg	35.9	--	1	A
Aroclor 1242	ND		ug/kg	35.9	--	1	A
Aroclor 1248	ND		ug/kg	35.9	--	1	A
Aroclor 1254	ND		ug/kg	35.9	--	1	A
Aroclor 1260	ND		ug/kg	35.9	--	1	A
Aroclor 1262	ND		ug/kg	35.9	--	1	A
Aroclor 1268	ND		ug/kg	35.9	--	1	A
PCBs, Total	ND		ug/kg	35.9	--	1	A

Surrogate	% Recovery	Qualifier	Acceptance Criteria	Column
2,4,5,6-Tetrachloro-m-xylene	69		30-150	B
Decachlorobiphenyl	65		30-150	B
2,4,5,6-Tetrachloro-m-xylene	70		30-150	A
Decachlorobiphenyl	67		30-150	A

Project Name: SALEM DEPOT
Project Number: 52223.00

Lab Number: L2008252
Report Date: 03/03/20

SAMPLE RESULTS

Lab ID: L2008252-04
Client ID: SB-13 (0-10)
Sample Location: SALEM, NH

Sample Depth:
Matrix: Soil
Analytical Method: 1,8082A
Analytical Date: 02/27/20 17:59
Analyst: CW
Percent Solids: 89%

Date Collected: 02/24/20 10:00
Date Received: 02/25/20
Field Prep: Not Specified

Extraction Method: EPA 3546
Extraction Date: 02/27/20 01:14
Cleanup Method: EPA 3665A
Cleanup Date: 02/27/20
Cleanup Method: EPA 3660B
Cleanup Date: 02/27/20

Parameter	Result	Qualifier	Units	RL	MDL	Dilution Factor	Column
Polychlorinated Biphenyls by GC - Westborough Lab							
Aroclor 1016	ND		ug/kg	36.4	--	1	A
Aroclor 1221	ND		ug/kg	36.4	--	1	A
Aroclor 1232	ND		ug/kg	36.4	--	1	A
Aroclor 1242	ND		ug/kg	36.4	--	1	A
Aroclor 1248	ND		ug/kg	36.4	--	1	A
Aroclor 1254	ND		ug/kg	36.4	--	1	A
Aroclor 1260	ND		ug/kg	36.4	--	1	A
Aroclor 1262	ND		ug/kg	36.4	--	1	A
Aroclor 1268	ND		ug/kg	36.4	--	1	A
PCBs, Total	ND		ug/kg	36.4	--	1	A

Surrogate	% Recovery	Qualifier	Acceptance Criteria	Column
2,4,5,6-Tetrachloro-m-xylene	63		30-150	B
Decachlorobiphenyl	49		30-150	B
2,4,5,6-Tetrachloro-m-xylene	65		30-150	A
Decachlorobiphenyl	50		30-150	A

Project Name: SALEM DEPOT
Project Number: 52223.00

Lab Number: L2008252
Report Date: 03/03/20

SAMPLE RESULTS

Lab ID: L2008252-05
Client ID: SB-18 (0-6)
Sample Location: SALEM, NH

Sample Depth:
Matrix: Soil
Analytical Method: 1,8082A
Analytical Date: 02/27/20 18:11
Analyst: CW
Percent Solids: 85%

Date Collected: 02/21/20 09:00
Date Received: 02/25/20
Field Prep: Not Specified

Extraction Method: EPA 3546
Extraction Date: 02/27/20 01:14
Cleanup Method: EPA 3665A
Cleanup Date: 02/27/20
Cleanup Method: EPA 3660B
Cleanup Date: 02/27/20

Parameter	Result	Qualifier	Units	RL	MDL	Dilution Factor	Column
Polychlorinated Biphenyls by GC - Westborough Lab							
Aroclor 1016	ND		ug/kg	37.4	--	1	A
Aroclor 1221	ND		ug/kg	37.4	--	1	A
Aroclor 1232	ND		ug/kg	37.4	--	1	A
Aroclor 1242	ND		ug/kg	37.4	--	1	A
Aroclor 1248	ND		ug/kg	37.4	--	1	A
Aroclor 1254	ND		ug/kg	37.4	--	1	A
Aroclor 1260	ND		ug/kg	37.4	--	1	B
Aroclor 1262	ND		ug/kg	37.4	--	1	A
Aroclor 1268	ND		ug/kg	37.4	--	1	A
PCBs, Total	ND		ug/kg	37.4	--	1	B

Surrogate	% Recovery	Qualifier	Acceptance Criteria	Column
2,4,5,6-Tetrachloro-m-xylene	62		30-150	B
Decachlorobiphenyl	65		30-150	B
2,4,5,6-Tetrachloro-m-xylene	65		30-150	A
Decachlorobiphenyl	64		30-150	A

Project Name: SALEM DEPOT
Project Number: 52223.00

Lab Number: L2008252
Report Date: 03/03/20

SAMPLE RESULTS

Lab ID: L2008252-06
Client ID: SB-19 (0-6)
Sample Location: SALEM, NH

Sample Depth:
Matrix: Soil
Analytical Method: 1,8082A
Analytical Date: 02/27/20 18:23
Analyst: CW
Percent Solids: 90%

Date Collected: 02/21/20 09:30
Date Received: 02/25/20
Field Prep: Not Specified

Extraction Method: EPA 3546
Extraction Date: 02/27/20 01:14
Cleanup Method: EPA 3665A
Cleanup Date: 02/27/20
Cleanup Method: EPA 3660B
Cleanup Date: 02/27/20

Parameter	Result	Qualifier	Units	RL	MDL	Dilution Factor	Column
Polychlorinated Biphenyls by GC - Westborough Lab							
Aroclor 1016	ND		ug/kg	36.4	--	1	A
Aroclor 1221	ND		ug/kg	36.4	--	1	A
Aroclor 1232	ND		ug/kg	36.4	--	1	A
Aroclor 1242	ND		ug/kg	36.4	--	1	A
Aroclor 1248	ND		ug/kg	36.4	--	1	A
Aroclor 1254	ND		ug/kg	36.4	--	1	A
Aroclor 1260	ND		ug/kg	36.4	--	1	A
Aroclor 1262	ND		ug/kg	36.4	--	1	A
Aroclor 1268	ND		ug/kg	36.4	--	1	A
PCBs, Total	ND		ug/kg	36.4	--	1	A

Surrogate	% Recovery	Qualifier	Acceptance Criteria	Column
2,4,5,6-Tetrachloro-m-xylene	63		30-150	B
Decachlorobiphenyl	60		30-150	B
2,4,5,6-Tetrachloro-m-xylene	66		30-150	A
Decachlorobiphenyl	61		30-150	A

Project Name: SALEM DEPOT
Project Number: 52223.00

Lab Number: L2008252
Report Date: 03/03/20

SAMPLE RESULTS

Lab ID: L2008252-07
Client ID: SB-20 (0-10)
Sample Location: SALEM, NH

Sample Depth:
Matrix: Soil
Analytical Method: 1,8082A
Analytical Date: 02/27/20 18:35
Analyst: CW
Percent Solids: 90%

Date Collected: 02/24/20 10:30
Date Received: 02/25/20
Field Prep: Not Specified

Extraction Method: EPA 3546
Extraction Date: 02/27/20 01:14
Cleanup Method: EPA 3665A
Cleanup Date: 02/27/20
Cleanup Method: EPA 3660B
Cleanup Date: 02/27/20

Parameter	Result	Qualifier	Units	RL	MDL	Dilution Factor	Column
Polychlorinated Biphenyls by GC - Westborough Lab							
Aroclor 1016	ND		ug/kg	36.7	--	1	A
Aroclor 1221	ND		ug/kg	36.7	--	1	A
Aroclor 1232	ND		ug/kg	36.7	--	1	A
Aroclor 1242	ND		ug/kg	36.7	--	1	A
Aroclor 1248	ND		ug/kg	36.7	--	1	B
Aroclor 1254	ND		ug/kg	36.7	--	1	A
Aroclor 1260	ND		ug/kg	36.7	--	1	A
Aroclor 1262	ND		ug/kg	36.7	--	1	A
Aroclor 1268	ND		ug/kg	36.7	--	1	A
PCBs, Total	ND		ug/kg	36.7	--	1	B

Surrogate	% Recovery	Qualifier	Acceptance Criteria	Column
2,4,5,6-Tetrachloro-m-xylene	62		30-150	B
Decachlorobiphenyl	53		30-150	B
2,4,5,6-Tetrachloro-m-xylene	65		30-150	A
Decachlorobiphenyl	54		30-150	A

Project Name: SALEM DEPOT
Project Number: 52223.00

Lab Number: L2008252
Report Date: 03/03/20

SAMPLE RESULTS

Lab ID: L2008252-08
Client ID: SB-21 (0-3)
Sample Location: SALEM, NH

Sample Depth:
Matrix: Soil
Analytical Method: 1,8082A
Analytical Date: 02/27/20 18:46
Analyst: CW
Percent Solids: 86%

Date Collected: 02/20/20 09:00
Date Received: 02/25/20
Field Prep: Not Specified

Extraction Method: EPA 3546
Extraction Date: 02/27/20 01:14
Cleanup Method: EPA 3665A
Cleanup Date: 02/27/20
Cleanup Method: EPA 3660B
Cleanup Date: 02/27/20

Parameter	Result	Qualifier	Units	RL	MDL	Dilution Factor	Column
Polychlorinated Biphenyls by GC - Westborough Lab							
Aroclor 1016	ND		ug/kg	37.3	--	1	A
Aroclor 1221	ND		ug/kg	37.3	--	1	A
Aroclor 1232	ND		ug/kg	37.3	--	1	A
Aroclor 1242	ND		ug/kg	37.3	--	1	A
Aroclor 1248	ND		ug/kg	37.3	--	1	A
Aroclor 1254	ND		ug/kg	37.3	--	1	A
Aroclor 1260	ND		ug/kg	37.3	--	1	A
Aroclor 1262	ND		ug/kg	37.3	--	1	A
Aroclor 1268	ND		ug/kg	37.3	--	1	A
PCBs, Total	ND		ug/kg	37.3	--	1	A

Surrogate	% Recovery	Qualifier	Acceptance Criteria	Column
2,4,5,6-Tetrachloro-m-xylene	63		30-150	B
Decachlorobiphenyl	58		30-150	B
2,4,5,6-Tetrachloro-m-xylene	67		30-150	A
Decachlorobiphenyl	59		30-150	A

Project Name: SALEM DEPOT
Project Number: 52223.00

Lab Number: L2008252
Report Date: 03/03/20

SAMPLE RESULTS

Lab ID: L2008252-09
Client ID: SB-22 (0-3)
Sample Location: SALEM, NH

Sample Depth:
Matrix: Soil
Analytical Method: 1,8082A
Analytical Date: 02/27/20 18:58
Analyst: CW
Percent Solids: 90%

Date Collected: 02/20/20 09:30
Date Received: 02/25/20
Field Prep: Not Specified

Extraction Method: EPA 3546
Extraction Date: 02/27/20 01:14
Cleanup Method: EPA 3665A
Cleanup Date: 02/27/20
Cleanup Method: EPA 3660B
Cleanup Date: 02/27/20

Parameter	Result	Qualifier	Units	RL	MDL	Dilution Factor	Column
Polychlorinated Biphenyls by GC - Westborough Lab							
Aroclor 1016	ND		ug/kg	35.3	--	1	A
Aroclor 1221	ND		ug/kg	35.3	--	1	A
Aroclor 1232	ND		ug/kg	35.3	--	1	A
Aroclor 1242	ND		ug/kg	35.3	--	1	A
Aroclor 1248	ND		ug/kg	35.3	--	1	A
Aroclor 1254	ND		ug/kg	35.3	--	1	A
Aroclor 1260	ND		ug/kg	35.3	--	1	A
Aroclor 1262	ND		ug/kg	35.3	--	1	A
Aroclor 1268	ND		ug/kg	35.3	--	1	A
PCBs, Total	ND		ug/kg	35.3	--	1	A

Surrogate	% Recovery	Qualifier	Acceptance Criteria	Column
2,4,5,6-Tetrachloro-m-xylene	61		30-150	B
Decachlorobiphenyl	59		30-150	B
2,4,5,6-Tetrachloro-m-xylene	65		30-150	A
Decachlorobiphenyl	62		30-150	A

Project Name: SALEM DEPOT
Project Number: 52223.00

Lab Number: L2008252
Report Date: 03/03/20

SAMPLE RESULTS

Lab ID: L2008252-10
Client ID: SB-23 (0-10)
Sample Location: SALEM, NH

Sample Depth:
Matrix: Soil
Analytical Method: 1,8082A
Analytical Date: 02/27/20 19:10
Analyst: CW
Percent Solids: 79%

Date Collected: 02/24/20 11:00
Date Received: 02/25/20
Field Prep: Not Specified

Extraction Method: EPA 3546
Extraction Date: 02/27/20 01:14
Cleanup Method: EPA 3665A
Cleanup Date: 02/27/20
Cleanup Method: EPA 3660B
Cleanup Date: 02/27/20

Parameter	Result	Qualifier	Units	RL	MDL	Dilution Factor	Column
Polychlorinated Biphenyls by GC - Westborough Lab							
Aroclor 1016	ND		ug/kg	42.0	--	1	A
Aroclor 1221	ND		ug/kg	42.0	--	1	A
Aroclor 1232	ND		ug/kg	42.0	--	1	A
Aroclor 1242	ND		ug/kg	42.0	--	1	A
Aroclor 1248	ND		ug/kg	42.0	--	1	A
Aroclor 1254	ND		ug/kg	42.0	--	1	A
Aroclor 1260	ND		ug/kg	42.0	--	1	A
Aroclor 1262	ND		ug/kg	42.0	--	1	A
Aroclor 1268	ND		ug/kg	42.0	--	1	A
PCBs, Total	ND		ug/kg	42.0	--	1	A

Surrogate	% Recovery	Qualifier	Acceptance Criteria	Column
2,4,5,6-Tetrachloro-m-xylene	68		30-150	B
Decachlorobiphenyl	58		30-150	B
2,4,5,6-Tetrachloro-m-xylene	70		30-150	A
Decachlorobiphenyl	58		30-150	A

Project Name: SALEM DEPOT
Project Number: 52223.00

Lab Number: L2008252
Report Date: 03/03/20

SAMPLE RESULTS

Lab ID: L2008252-11
Client ID: SB-24 (0-10)
Sample Location: SALEM, NH

Sample Depth:
Matrix: Soil
Analytical Method: 1,8082A
Analytical Date: 02/27/20 19:22
Analyst: CW
Percent Solids: 74%

Date Collected: 02/21/20 11:00
Date Received: 02/25/20
Field Prep: Not Specified

Extraction Method: EPA 3546
Extraction Date: 02/27/20 01:14
Cleanup Method: EPA 3665A
Cleanup Date: 02/27/20
Cleanup Method: EPA 3660B
Cleanup Date: 02/27/20

Parameter	Result	Qualifier	Units	RL	MDL	Dilution Factor	Column
Polychlorinated Biphenyls by GC - Westborough Lab							
Aroclor 1016	ND		ug/kg	43.0	--	1	A
Aroclor 1221	ND		ug/kg	43.0	--	1	A
Aroclor 1232	ND		ug/kg	43.0	--	1	A
Aroclor 1242	ND		ug/kg	43.0	--	1	A
Aroclor 1248	ND		ug/kg	43.0	--	1	A
Aroclor 1254	ND		ug/kg	43.0	--	1	A
Aroclor 1260	ND		ug/kg	43.0	--	1	A
Aroclor 1262	ND		ug/kg	43.0	--	1	A
Aroclor 1268	ND		ug/kg	43.0	--	1	A
PCBs, Total	ND		ug/kg	43.0	--	1	A

Surrogate	% Recovery	Qualifier	Acceptance Criteria	Column
2,4,5,6-Tetrachloro-m-xylene	65		30-150	B
Decachlorobiphenyl	50		30-150	B
2,4,5,6-Tetrachloro-m-xylene	67		30-150	A
Decachlorobiphenyl	53		30-150	A

Project Name: SALEM DEPOT
Project Number: 52223.00

Lab Number: L2008252
Report Date: 03/03/20

SAMPLE RESULTS

Lab ID: L2008252-12
Client ID: SB-25 (0-6)
Sample Location: SALEM, NH

Sample Depth:
Matrix: Soil
Analytical Method: 1,8082A
Analytical Date: 02/27/20 19:33
Analyst: CW
Percent Solids: 81%

Date Collected: 02/20/20 11:30
Date Received: 02/25/20
Field Prep: Not Specified

Extraction Method: EPA 3546
Extraction Date: 02/27/20 01:14
Cleanup Method: EPA 3665A
Cleanup Date: 02/27/20
Cleanup Method: EPA 3660B
Cleanup Date: 02/27/20

Parameter	Result	Qualifier	Units	RL	MDL	Dilution Factor	Column
Polychlorinated Biphenyls by GC - Westborough Lab							
Aroclor 1016	ND		ug/kg	39.5	--	1	A
Aroclor 1221	ND		ug/kg	39.5	--	1	A
Aroclor 1232	ND		ug/kg	39.5	--	1	A
Aroclor 1242	ND		ug/kg	39.5	--	1	A
Aroclor 1248	ND		ug/kg	39.5	--	1	A
Aroclor 1254	ND		ug/kg	39.5	--	1	A
Aroclor 1260	ND		ug/kg	39.5	--	1	A
Aroclor 1262	ND		ug/kg	39.5	--	1	A
Aroclor 1268	ND		ug/kg	39.5	--	1	A
PCBs, Total	ND		ug/kg	39.5	--	1	A

Surrogate	% Recovery	Qualifier	Acceptance Criteria	Column
2,4,5,6-Tetrachloro-m-xylene	65		30-150	B
Decachlorobiphenyl	53		30-150	B
2,4,5,6-Tetrachloro-m-xylene	69		30-150	A
Decachlorobiphenyl	57		30-150	A

Project Name: SALEM DEPOT
Project Number: 52223.00

Lab Number: L2008252
Report Date: 03/03/20

SAMPLE RESULTS

Lab ID: L2008252-13
Client ID: SB-26 (0-6)
Sample Location: SALEM, NH

Sample Depth:
Matrix: Soil
Analytical Method: 1,8082A
Analytical Date: 02/27/20 19:45
Analyst: CW
Percent Solids: 76%

Date Collected: 02/20/20 13:00
Date Received: 02/25/20
Field Prep: Not Specified

Extraction Method: EPA 3546
Extraction Date: 02/27/20 01:14
Cleanup Method: EPA 3665A
Cleanup Date: 02/27/20
Cleanup Method: EPA 3660B
Cleanup Date: 02/27/20

Parameter	Result	Qualifier	Units	RL	MDL	Dilution Factor	Column
Polychlorinated Biphenyls by GC - Westborough Lab							
Aroclor 1016	ND		ug/kg	41.8	--	1	A
Aroclor 1221	ND		ug/kg	41.8	--	1	A
Aroclor 1232	ND		ug/kg	41.8	--	1	A
Aroclor 1242	ND		ug/kg	41.8	--	1	A
Aroclor 1248	ND		ug/kg	41.8	--	1	A
Aroclor 1254	ND		ug/kg	41.8	--	1	A
Aroclor 1260	ND		ug/kg	41.8	--	1	B
Aroclor 1262	ND		ug/kg	41.8	--	1	A
Aroclor 1268	ND		ug/kg	41.8	--	1	A
PCBs, Total	ND		ug/kg	41.8	--	1	B

Surrogate	% Recovery	Qualifier	Acceptance Criteria	Column
2,4,5,6-Tetrachloro-m-xylene	59		30-150	B
Decachlorobiphenyl	59		30-150	B
2,4,5,6-Tetrachloro-m-xylene	63		30-150	A
Decachlorobiphenyl	62		30-150	A

Project Name: SALEM DEPOT
Project Number: 52223.00

Lab Number: L2008252
Report Date: 03/03/20

SAMPLE RESULTS

Lab ID: L2008252-14
Client ID: SB-27 (0-3)
Sample Location: SALEM, NH

Sample Depth:
Matrix: Soil
Analytical Method: 1,8082A
Analytical Date: 02/27/20 19:57
Analyst: CW
Percent Solids: 86%

Date Collected: 02/21/20 13:15
Date Received: 02/25/20
Field Prep: Not Specified

Extraction Method: EPA 3546
Extraction Date: 02/27/20 01:14
Cleanup Method: EPA 3665A
Cleanup Date: 02/27/20
Cleanup Method: EPA 3660B
Cleanup Date: 02/27/20

Parameter	Result	Qualifier	Units	RL	MDL	Dilution Factor	Column
Polychlorinated Biphenyls by GC - Westborough Lab							
Aroclor 1016	ND		ug/kg	37.1	--	1	A
Aroclor 1221	ND		ug/kg	37.1	--	1	A
Aroclor 1232	ND		ug/kg	37.1	--	1	A
Aroclor 1242	ND		ug/kg	37.1	--	1	A
Aroclor 1248	ND		ug/kg	37.1	--	1	A
Aroclor 1254	ND		ug/kg	37.1	--	1	A
Aroclor 1260	ND		ug/kg	37.1	--	1	B
Aroclor 1262	ND		ug/kg	37.1	--	1	A
Aroclor 1268	ND		ug/kg	37.1	--	1	A
PCBs, Total	ND		ug/kg	37.1	--	1	B

Surrogate	% Recovery	Qualifier	Acceptance Criteria	Column
2,4,5,6-Tetrachloro-m-xylene	62		30-150	B
Decachlorobiphenyl	66		30-150	B
2,4,5,6-Tetrachloro-m-xylene	67		30-150	A
Decachlorobiphenyl	61		30-150	A

Project Name: SALEM DEPOT
Project Number: 52223.00

Lab Number: L2008252
Report Date: 03/03/20

SAMPLE RESULTS

Lab ID: L2008252-15
Client ID: SB-28 (0-3)
Sample Location: SALEM, NH

Sample Depth:
Matrix: Soil
Analytical Method: 1,8082A
Analytical Date: 02/27/20 20:09
Analyst: CW
Percent Solids: 89%

Date Collected: 02/20/20 13:30
Date Received: 02/25/20
Field Prep: Not Specified

Extraction Method: EPA 3546
Extraction Date: 02/27/20 01:14
Cleanup Method: EPA 3665A
Cleanup Date: 02/27/20
Cleanup Method: EPA 3660B
Cleanup Date: 02/27/20

Parameter	Result	Qualifier	Units	RL	MDL	Dilution Factor	Column
Polychlorinated Biphenyls by GC - Westborough Lab							
Aroclor 1016	ND		ug/kg	37.1	--	1	A
Aroclor 1221	ND		ug/kg	37.1	--	1	A
Aroclor 1232	ND		ug/kg	37.1	--	1	A
Aroclor 1242	ND		ug/kg	37.1	--	1	A
Aroclor 1248	ND		ug/kg	37.1	--	1	A
Aroclor 1254	ND		ug/kg	37.1	--	1	A
Aroclor 1260	ND		ug/kg	37.1	--	1	A
Aroclor 1262	ND		ug/kg	37.1	--	1	A
Aroclor 1268	ND		ug/kg	37.1	--	1	A
PCBs, Total	ND		ug/kg	37.1	--	1	A

Surrogate	% Recovery	Qualifier	Acceptance Criteria	Column
2,4,5,6-Tetrachloro-m-xylene	59		30-150	B
Decachlorobiphenyl	60		30-150	B
2,4,5,6-Tetrachloro-m-xylene	63		30-150	A
Decachlorobiphenyl	63		30-150	A

Project Name: SALEM DEPOT
Project Number: 52223.00

Lab Number: L2008252
Report Date: 03/03/20

SAMPLE RESULTS

Lab ID: L2008252-16
Client ID: SB-29 (0-6)
Sample Location: SALEM, NH

Sample Depth:
Matrix: Soil
Analytical Method: 1,8082A
Analytical Date: 02/27/20 20:20
Analyst: CW
Percent Solids: 93%

Date Collected: 02/20/20 14:00
Date Received: 02/25/20
Field Prep: Not Specified

Extraction Method: EPA 3546
Extraction Date: 02/27/20 01:14
Cleanup Method: EPA 3665A
Cleanup Date: 02/27/20
Cleanup Method: EPA 3660B
Cleanup Date: 02/27/20

Parameter	Result	Qualifier	Units	RL	MDL	Dilution Factor	Column
Polychlorinated Biphenyls by GC - Westborough Lab							
Aroclor 1016	ND		ug/kg	35.1	--	1	A
Aroclor 1221	ND		ug/kg	35.1	--	1	A
Aroclor 1232	ND		ug/kg	35.1	--	1	A
Aroclor 1242	ND		ug/kg	35.1	--	1	A
Aroclor 1248	ND		ug/kg	35.1	--	1	A
Aroclor 1254	ND		ug/kg	35.1	--	1	A
Aroclor 1260	ND		ug/kg	35.1	--	1	A
Aroclor 1262	ND		ug/kg	35.1	--	1	A
Aroclor 1268	ND		ug/kg	35.1	--	1	A
PCBs, Total	ND		ug/kg	35.1	--	1	A

Surrogate	% Recovery	Qualifier	Acceptance Criteria	Column
2,4,5,6-Tetrachloro-m-xylene	62		30-150	B
Decachlorobiphenyl	51		30-150	B
2,4,5,6-Tetrachloro-m-xylene	65		30-150	A
Decachlorobiphenyl	53		30-150	A

Project Name: SALEM DEPOT
Project Number: 52223.00

Lab Number: L2008252
Report Date: 03/03/20

SAMPLE RESULTS

Lab ID: L2008252-17
Client ID: SB-30 (0-3)
Sample Location: SALEM, NH

Sample Depth:
Matrix: Soil
Analytical Method: 1,8082A
Analytical Date: 02/27/20 21:58
Analyst: CW
Percent Solids: 95%

Date Collected: 02/20/20 14:30
Date Received: 02/25/20
Field Prep: Not Specified

Extraction Method: EPA 3546
Extraction Date: 02/27/20 01:14
Cleanup Method: EPA 3665A
Cleanup Date: 02/27/20
Cleanup Method: EPA 3660B
Cleanup Date: 02/27/20

Parameter	Result	Qualifier	Units	RL	MDL	Dilution Factor	Column
Polychlorinated Biphenyls by GC - Westborough Lab							
Aroclor 1016	ND		ug/kg	35.0	--	1	A
Aroclor 1221	ND		ug/kg	35.0	--	1	A
Aroclor 1232	ND		ug/kg	35.0	--	1	A
Aroclor 1242	ND		ug/kg	35.0	--	1	A
Aroclor 1248	ND		ug/kg	35.0	--	1	A
Aroclor 1254	ND		ug/kg	35.0	--	1	A
Aroclor 1260	ND		ug/kg	35.0	--	1	A
Aroclor 1262	ND		ug/kg	35.0	--	1	A
Aroclor 1268	ND		ug/kg	35.0	--	1	A
PCBs, Total	ND		ug/kg	35.0	--	1	A

Surrogate	% Recovery	Qualifier	Acceptance Criteria	Column
2,4,5,6-Tetrachloro-m-xylene	76		30-150	B
Decachlorobiphenyl	63		30-150	B
2,4,5,6-Tetrachloro-m-xylene	75		30-150	A
Decachlorobiphenyl	66		30-150	A

Project Name: SALEM DEPOT
Project Number: 52223.00

Lab Number: L2008252
Report Date: 03/03/20

SAMPLE RESULTS

Lab ID: L2008252-18
Client ID: SB-31 (0-3)
Sample Location: SALEM, NH

Sample Depth:
Matrix: Soil
Analytical Method: 1,8082A
Analytical Date: 02/27/20 22:10
Analyst: CW
Percent Solids: 94%

Date Collected: 02/20/20 15:00
Date Received: 02/25/20
Field Prep: Not Specified

Extraction Method: EPA 3546
Extraction Date: 02/27/20 01:14
Cleanup Method: EPA 3665A
Cleanup Date: 02/27/20
Cleanup Method: EPA 3660B
Cleanup Date: 02/27/20

Parameter	Result	Qualifier	Units	RL	MDL	Dilution Factor	Column
Polychlorinated Biphenyls by GC - Westborough Lab							
Aroclor 1016	ND		ug/kg	33.8	--	1	A
Aroclor 1221	ND		ug/kg	33.8	--	1	A
Aroclor 1232	ND		ug/kg	33.8	--	1	A
Aroclor 1242	ND		ug/kg	33.8	--	1	A
Aroclor 1248	ND		ug/kg	33.8	--	1	A
Aroclor 1254	ND		ug/kg	33.8	--	1	A
Aroclor 1260	ND		ug/kg	33.8	--	1	A
Aroclor 1262	ND		ug/kg	33.8	--	1	A
Aroclor 1268	ND		ug/kg	33.8	--	1	A
PCBs, Total	ND		ug/kg	33.8	--	1	A

Surrogate	% Recovery	Qualifier	Acceptance Criteria	Column
2,4,5,6-Tetrachloro-m-xylene	74		30-150	B
Decachlorobiphenyl	61		30-150	B
2,4,5,6-Tetrachloro-m-xylene	72		30-150	A
Decachlorobiphenyl	60		30-150	A

Project Name: SALEM DEPOT
Project Number: 52223.00

Lab Number: L2008252
Report Date: 03/03/20

SAMPLE RESULTS

Lab ID: L2008252-19
Client ID: SB-32 (0-3)
Sample Location: SALEM, NH

Sample Depth:
Matrix: Soil
Analytical Method: 1,8082A
Analytical Date: 02/27/20 22:22
Analyst: CW
Percent Solids: 94%

Date Collected: 02/20/20 16:00
Date Received: 02/25/20
Field Prep: Not Specified

Extraction Method: EPA 3546
Extraction Date: 02/27/20 01:14
Cleanup Method: EPA 3665A
Cleanup Date: 02/27/20
Cleanup Method: EPA 3660B
Cleanup Date: 02/27/20

Parameter	Result	Qualifier	Units	RL	MDL	Dilution Factor	Column
Polychlorinated Biphenyls by GC - Westborough Lab							
Aroclor 1016	ND		ug/kg	33.4	--	1	A
Aroclor 1221	ND		ug/kg	33.4	--	1	A
Aroclor 1232	ND		ug/kg	33.4	--	1	A
Aroclor 1242	ND		ug/kg	33.4	--	1	A
Aroclor 1248	ND		ug/kg	33.4	--	1	A
Aroclor 1254	ND		ug/kg	33.4	--	1	A
Aroclor 1260	ND		ug/kg	33.4	--	1	A
Aroclor 1262	ND		ug/kg	33.4	--	1	A
Aroclor 1268	ND		ug/kg	33.4	--	1	A
PCBs, Total	ND		ug/kg	33.4	--	1	A

Surrogate	% Recovery	Qualifier	Acceptance Criteria	Column
2,4,5,6-Tetrachloro-m-xylene	79		30-150	B
Decachlorobiphenyl	65		30-150	B
2,4,5,6-Tetrachloro-m-xylene	78		30-150	A
Decachlorobiphenyl	65		30-150	A

Project Name: SALEM DEPOT
Project Number: 52223.00

Lab Number: L2008252
Report Date: 03/03/20

SAMPLE RESULTS

Lab ID: L2008252-20
Client ID: SB-33 (0-6)
Sample Location: SALEM, NH

Sample Depth:
Matrix: Soil
Analytical Method: 1,8082A
Analytical Date: 02/27/20 22:33
Analyst: CW
Percent Solids: 91%

Date Collected: 02/21/20 14:00
Date Received: 02/25/20
Field Prep: Not Specified

Extraction Method: EPA 3546
Extraction Date: 02/27/20 01:14
Cleanup Method: EPA 3665A
Cleanup Date: 02/27/20
Cleanup Method: EPA 3660B
Cleanup Date: 02/27/20

Parameter	Result	Qualifier	Units	RL	MDL	Dilution Factor	Column
Polychlorinated Biphenyls by GC - Westborough Lab							
Aroclor 1016	ND		ug/kg	34.6	--	1	A
Aroclor 1221	ND		ug/kg	34.6	--	1	A
Aroclor 1232	ND		ug/kg	34.6	--	1	A
Aroclor 1242	ND		ug/kg	34.6	--	1	A
Aroclor 1248	ND		ug/kg	34.6	--	1	A
Aroclor 1254	ND		ug/kg	34.6	--	1	A
Aroclor 1260	ND		ug/kg	34.6	--	1	A
Aroclor 1262	ND		ug/kg	34.6	--	1	A
Aroclor 1268	ND		ug/kg	34.6	--	1	A
PCBs, Total	ND		ug/kg	34.6	--	1	A

Surrogate	% Recovery	Qualifier	Acceptance Criteria	Column
2,4,5,6-Tetrachloro-m-xylene	80		30-150	B
Decachlorobiphenyl	60		30-150	B
2,4,5,6-Tetrachloro-m-xylene	79		30-150	A
Decachlorobiphenyl	59		30-150	A

Project Name: SALEM DEPOT
Project Number: 52223.00

Lab Number: L2008252
Report Date: 03/03/20

SAMPLE RESULTS

Lab ID: L2008252-21
Client ID: SB-34 (0-6)
Sample Location: SALEM, NH

Sample Depth:
Matrix: Soil
Analytical Method: 1,8082A
Analytical Date: 02/27/20 20:18
Analyst: CW
Percent Solids: 91%

Date Collected: 02/21/20 14:30
Date Received: 02/25/20
Field Prep: Not Specified

Extraction Method: EPA 3546
Extraction Date: 02/27/20 10:53
Cleanup Method: EPA 3665A
Cleanup Date: 02/27/20
Cleanup Method: EPA 3660B
Cleanup Date: 02/27/20

Parameter	Result	Qualifier	Units	RL	MDL	Dilution Factor	Column
Polychlorinated Biphenyls by GC - Westborough Lab							
Aroclor 1016	ND		ug/kg	34.9	--	1	A
Aroclor 1221	ND		ug/kg	34.9	--	1	A
Aroclor 1232	ND		ug/kg	34.9	--	1	A
Aroclor 1242	ND		ug/kg	34.9	--	1	A
Aroclor 1248	ND		ug/kg	34.9	--	1	A
Aroclor 1254	ND		ug/kg	34.9	--	1	A
Aroclor 1260	ND		ug/kg	34.9	--	1	A
Aroclor 1262	ND		ug/kg	34.9	--	1	A
Aroclor 1268	ND		ug/kg	34.9	--	1	A
PCBs, Total	ND		ug/kg	34.9	--	1	A

Surrogate	% Recovery	Qualifier	Acceptance Criteria	Column
2,4,5,6-Tetrachloro-m-xylene	54		30-150	B
Decachlorobiphenyl	44		30-150	B
2,4,5,6-Tetrachloro-m-xylene	54		30-150	A
Decachlorobiphenyl	46		30-150	A

Project Name: SALEM DEPOT
Project Number: 52223.00

Lab Number: L2008252
Report Date: 03/03/20

Method Blank Analysis
Batch Quality Control

Analytical Method: 1,8082A
Analytical Date: 02/27/20 14:27
Analyst: AWS

Extraction Method: EPA 3546
Extraction Date: 02/26/20 16:32
Cleanup Method: EPA 3665A
Cleanup Date: 02/26/20
Cleanup Method: EPA 3660B
Cleanup Date: 02/27/20

Parameter	Result	Qualifier	Units	RL	MDL	Column
Polychlorinated Biphenyls by GC - Westborough Lab for sample(s): 21 Batch: WG1344718-1						
Aroclor 1016	ND		ug/kg	32.5	--	A
Aroclor 1221	ND		ug/kg	32.5	--	A
Aroclor 1232	ND		ug/kg	32.5	--	A
Aroclor 1242	ND		ug/kg	32.5	--	A
Aroclor 1248	ND		ug/kg	32.5	--	A
Aroclor 1254	ND		ug/kg	32.5	--	A
Aroclor 1260	ND		ug/kg	32.5	--	A
Aroclor 1262	ND		ug/kg	32.5	--	A
Aroclor 1268	ND		ug/kg	32.5	--	A
PCBs, Total	ND		ug/kg	32.5	--	A

Surrogate	%Recovery	Qualifier	Acceptance Criteria	Column
2,4,5,6-Tetrachloro-m-xylene	71		30-150	B
Decachlorobiphenyl	62		30-150	B
2,4,5,6-Tetrachloro-m-xylene	70		30-150	A
Decachlorobiphenyl	67		30-150	A

Project Name: SALEM DEPOT
Project Number: 52223.00

Lab Number: L2008252
Report Date: 03/03/20

Method Blank Analysis
Batch Quality Control

Analytical Method: 1,8082A
Analytical Date: 02/27/20 20:32
Analyst: CW

Extraction Method: EPA 3546
Extraction Date: 02/27/20 01:14
Cleanup Method: EPA 3665A
Cleanup Date: 02/27/20
Cleanup Method: EPA 3660B
Cleanup Date: 02/27/20

Parameter	Result	Qualifier	Units	RL	MDL	Column
Polychlorinated Biphenyls by GC - Westborough Lab for sample(s): 01-20 Batch: WG1344821-1						
Aroclor 1016	ND		ug/kg	31.5	--	A
Aroclor 1221	ND		ug/kg	31.5	--	A
Aroclor 1232	ND		ug/kg	31.5	--	A
Aroclor 1242	ND		ug/kg	31.5	--	A
Aroclor 1248	ND		ug/kg	31.5	--	A
Aroclor 1254	ND		ug/kg	31.5	--	A
Aroclor 1260	ND		ug/kg	31.5	--	A
Aroclor 1262	ND		ug/kg	31.5	--	A
Aroclor 1268	ND		ug/kg	31.5	--	A
PCBs, Total	ND		ug/kg	31.5	--	A

Surrogate	%Recovery	Qualifier	Acceptance Criteria	Column
2,4,5,6-Tetrachloro-m-xylene	75		30-150	B
Decachlorobiphenyl	59		30-150	B
2,4,5,6-Tetrachloro-m-xylene	76		30-150	A
Decachlorobiphenyl	60		30-150	A

Lab Control Sample Analysis

Batch Quality Control

Project Name: SALEM DEPOT

Project Number: 52223.00

Lab Number: L2008252

Report Date: 03/03/20

Parameter	LCS %Recovery	Qual	LCSD %Recovery	Qual	%Recovery Limits	RPD	Qual	RPD Limits	Column
Polychlorinated Biphenyls by GC - Westborough Lab Associated sample(s): 21 Batch: WG1344718-2 WG1344718-3									
Aroclor 1016	79		84		40-140	6		50	A
Aroclor 1260	76		80		40-140	5		50	A

Surrogate	LCS %Recovery	Qual	LCSD %Recovery	Qual	Acceptance Criteria	Column
2,4,5,6-Tetrachloro-m-xylene	64		68		30-150	B
Decachlorobiphenyl	56		59		30-150	B
2,4,5,6-Tetrachloro-m-xylene	64		68		30-150	A
Decachlorobiphenyl	62		65		30-150	A

Lab Control Sample Analysis
Batch Quality Control

Project Name: SALEM DEPOT
Project Number: 52223.00
Lab Number: L2008252
Report Date: 03/03/20

Parameter	LCS %Recovery	Qual	LCSD %Recovery	Qual	%Recovery Limits	RPD	Qual	RPD Limits	Column
Polychlorinated Biphenyls by GC - Westborough Lab Associated sample(s): 01-20 Batch: WG1344821-2 WG1344821-3									
Aroclor 1016	69		68		40-140	1		50	A
Aroclor 1260	55		54		40-140	2		50	A

Surrogate	LCS %Recovery	Qual	LCSD %Recovery	Qual	Acceptance Criteria	Column
2,4,5,6-Tetrachloro-m-xylene	71		70		30-150	B
Decachlorobiphenyl	55		54		30-150	B
2,4,5,6-Tetrachloro-m-xylene	72		71		30-150	A
Decachlorobiphenyl	58		56		30-150	A

METALS

Project Name: SALEM DEPOT
Project Number: 52223.00
Lab Number: L2008252
Report Date: 03/03/20

SAMPLE RESULTS

Lab ID: L2008252-01
Client ID: SB-3 (0-10)
Sample Location: SALEM, NH

Date Collected: 02/24/20 08:30
Date Received: 02/25/20
Field Prep: Not Specified

Sample Depth:
Matrix: Soil
Percent Solids: 85%

Parameter	Result	Qualifier	Units	RL	MDL	Dilution Factor	Date Prepared	Date Analyzed	Prep Method	Analytical Method	Analyst
Total Metals - Mansfield Lab											
Arsenic, Total	3.20		mg/kg	0.456	--	1	03/02/20 23:40	03/03/20 17:20	EPA 3050B	1,6010D	LC
Barium, Total	14.9		mg/kg	0.456	--	1	03/02/20 23:40	03/03/20 17:20	EPA 3050B	1,6010D	LC
Cadmium, Total	ND		mg/kg	0.456	--	1	03/02/20 23:40	03/03/20 17:20	EPA 3050B	1,6010D	LC
Chromium, Total	11.0		mg/kg	0.456	--	1	03/02/20 23:40	03/03/20 17:20	EPA 3050B	1,6010D	LC
Lead, Total	20.2		mg/kg	2.28	--	1	03/02/20 23:40	03/03/20 17:20	EPA 3050B	1,6010D	LC
Mercury, Total	ND		mg/kg	0.074	--	1	02/29/20 06:30	03/02/20 14:56	EPA 7471B	1,7471B	GD
Selenium, Total	ND		mg/kg	0.913	--	1	03/02/20 23:40	03/03/20 17:20	EPA 3050B	1,6010D	LC
Silver, Total	ND		mg/kg	0.456	--	1	03/02/20 23:40	03/03/20 17:20	EPA 3050B	1,6010D	LC

Project Name: SALEM DEPOT
Project Number: 52223.00
Lab Number: L2008252
Report Date: 03/03/20

SAMPLE RESULTS

Lab ID: L2008252-02
Client ID: SB-5 (0-8)
Sample Location: SALEM, NH

Date Collected: 02/24/20 09:00
Date Received: 02/25/20
Field Prep: Not Specified

Sample Depth:
Matrix: Soil
Percent Solids: 87%

Parameter	Result	Qualifier	Units	RL	MDL	Dilution Factor	Date Prepared	Date Analyzed	Prep Method	Analytical Method	Analyst
Total Metals - Mansfield Lab											
Arsenic, Total	4.09		mg/kg	0.456	--	1	03/02/20 23:40	03/03/20 17:37	EPA 3050B	1,6010D	LC
Barium, Total	36.0		mg/kg	0.456	--	1	03/02/20 23:40	03/03/20 17:37	EPA 3050B	1,6010D	LC
Cadmium, Total	ND		mg/kg	0.456	--	1	03/02/20 23:40	03/03/20 17:37	EPA 3050B	1,6010D	LC
Chromium, Total	13.0		mg/kg	0.456	--	1	03/02/20 23:40	03/03/20 17:37	EPA 3050B	1,6010D	LC
Lead, Total	99.3		mg/kg	2.28	--	1	03/02/20 23:40	03/03/20 17:37	EPA 3050B	1,6010D	LC
Mercury, Total	0.123		mg/kg	0.073	--	1	02/29/20 06:30	03/02/20 15:09	EPA 7471B	1,7471B	GD
Selenium, Total	ND		mg/kg	0.912	--	1	03/02/20 23:40	03/03/20 17:37	EPA 3050B	1,6010D	LC
Silver, Total	ND		mg/kg	0.456	--	1	03/02/20 23:40	03/03/20 17:37	EPA 3050B	1,6010D	LC

Project Name: SALEM DEPOT
Project Number: 52223.00
Lab Number: L2008252
Report Date: 03/03/20

SAMPLE RESULTS

Lab ID: L2008252-03
Client ID: SB-8 (0-10)
Sample Location: SALEM, NH

Date Collected: 02/18/20 15:00
Date Received: 02/25/20
Field Prep: Not Specified

Sample Depth:
Matrix: Soil
Percent Solids: 88%

Parameter	Result	Qualifier	Units	RL	MDL	Dilution Factor	Date Prepared	Date Analyzed	Prep Method	Analytical Method	Analyst
Total Metals - Mansfield Lab											
Arsenic, Total	5.26		mg/kg	0.449	--	1	03/02/20 23:40	03/03/20 17:41	EPA 3050B	1,6010D	LC
Barium, Total	47.2		mg/kg	0.449	--	1	03/02/20 23:40	03/03/20 17:41	EPA 3050B	1,6010D	LC
Cadmium, Total	ND		mg/kg	0.449	--	1	03/02/20 23:40	03/03/20 17:41	EPA 3050B	1,6010D	LC
Chromium, Total	19.9		mg/kg	0.449	--	1	03/02/20 23:40	03/03/20 17:41	EPA 3050B	1,6010D	LC
Lead, Total	28.0		mg/kg	2.25	--	1	03/02/20 23:40	03/03/20 17:41	EPA 3050B	1,6010D	LC
Mercury, Total	0.343		mg/kg	0.072	--	1	02/29/20 06:30	03/02/20 15:19	EPA 7471B	1,7471B	GD
Selenium, Total	ND		mg/kg	0.898	--	1	03/02/20 23:40	03/03/20 17:41	EPA 3050B	1,6010D	LC
Silver, Total	ND		mg/kg	0.449	--	1	03/02/20 23:40	03/03/20 17:41	EPA 3050B	1,6010D	LC

Project Name: SALEM DEPOT
Project Number: 52223.00
Lab Number: L2008252
Report Date: 03/03/20

SAMPLE RESULTS

Lab ID: L2008252-04
Client ID: SB-13 (0-10)
Sample Location: SALEM, NH

Date Collected: 02/24/20 10:00
Date Received: 02/25/20
Field Prep: Not Specified

Sample Depth:
Matrix: Soil
Percent Solids: 89%

Parameter	Result	Qualifier	Units	RL	MDL	Dilution Factor	Date Prepared	Date Analyzed	Prep Method	Analytical Method	Analyst
Total Metals - Mansfield Lab											
Arsenic, Total	9.36		mg/kg	0.447	--	1	03/02/20 23:40	03/03/20 17:45	EPA 3050B	1,6010D	LC
Barium, Total	29.6		mg/kg	0.447	--	1	03/02/20 23:40	03/03/20 17:45	EPA 3050B	1,6010D	LC
Cadmium, Total	ND		mg/kg	0.447	--	1	03/02/20 23:40	03/03/20 17:45	EPA 3050B	1,6010D	LC
Chromium, Total	18.4		mg/kg	0.447	--	1	03/02/20 23:40	03/03/20 17:45	EPA 3050B	1,6010D	LC
Lead, Total	15.3		mg/kg	2.23	--	1	03/02/20 23:40	03/03/20 17:45	EPA 3050B	1,6010D	LC
Mercury, Total	ND		mg/kg	0.071	--	1	02/29/20 06:30	03/02/20 15:22	EPA 7471B	1,7471B	GD
Selenium, Total	ND		mg/kg	0.894	--	1	03/02/20 23:40	03/03/20 17:45	EPA 3050B	1,6010D	LC
Silver, Total	ND		mg/kg	0.447	--	1	03/02/20 23:40	03/03/20 17:45	EPA 3050B	1,6010D	LC

Project Name: SALEM DEPOT
Project Number: 52223.00
Lab Number: L2008252
Report Date: 03/03/20

SAMPLE RESULTS

Lab ID: L2008252-05
Client ID: SB-18 (0-6)
Sample Location: SALEM, NH

Date Collected: 02/21/20 09:00
Date Received: 02/25/20
Field Prep: Not Specified

Sample Depth:
Matrix: Soil
Percent Solids: 85%

Parameter	Result	Qualifier	Units	RL	MDL	Dilution Factor	Date Prepared	Date Analyzed	Prep Method	Analytical Method	Analyst
Total Metals - Mansfield Lab											
Arsenic, Total	5.09		mg/kg	0.443	--	1	03/02/20 23:40	03/03/20 18:03	EPA 3050B	1,6010D	LC
Barium, Total	26.6		mg/kg	0.443	--	1	03/02/20 23:40	03/03/20 18:03	EPA 3050B	1,6010D	LC
Cadmium, Total	0.638		mg/kg	0.443	--	1	03/02/20 23:40	03/03/20 18:03	EPA 3050B	1,6010D	LC
Chromium, Total	15.1		mg/kg	0.443	--	1	03/02/20 23:40	03/03/20 18:03	EPA 3050B	1,6010D	LC
Lead, Total	193		mg/kg	2.22	--	1	03/02/20 23:40	03/03/20 18:03	EPA 3050B	1,6010D	LC
Mercury, Total	0.201		mg/kg	0.074	--	1	02/29/20 06:30	03/02/20 15:26	EPA 7471B	1,7471B	GD
Selenium, Total	ND		mg/kg	0.886	--	1	03/02/20 23:40	03/03/20 18:03	EPA 3050B	1,6010D	LC
Silver, Total	ND		mg/kg	0.443	--	1	03/02/20 23:40	03/03/20 18:03	EPA 3050B	1,6010D	LC

Project Name: SALEM DEPOT
Project Number: 52223.00
Lab Number: L2008252
Report Date: 03/03/20

SAMPLE RESULTS

Lab ID: L2008252-06
Client ID: SB-19 (0-6)
Sample Location: SALEM, NH

Date Collected: 02/21/20 09:30
Date Received: 02/25/20
Field Prep: Not Specified

Sample Depth:
Matrix: Soil
Percent Solids: 90%

Parameter	Result	Qualifier	Units	RL	MDL	Dilution Factor	Date Prepared	Date Analyzed	Prep Method	Analytical Method	Analyst
Total Metals - Mansfield Lab											
Arsenic, Total	6.52		mg/kg	0.433	--	1	03/02/20 23:40	03/03/20 18:07	EPA 3050B	1,6010D	LC
Barium, Total	22.4		mg/kg	0.433	--	1	03/02/20 23:40	03/03/20 18:07	EPA 3050B	1,6010D	LC
Cadmium, Total	0.433		mg/kg	0.433	--	1	03/02/20 23:40	03/03/20 18:07	EPA 3050B	1,6010D	LC
Chromium, Total	20.1		mg/kg	0.433	--	1	03/02/20 23:40	03/03/20 18:07	EPA 3050B	1,6010D	LC
Lead, Total	67.6		mg/kg	2.17	--	1	03/02/20 23:40	03/03/20 18:07	EPA 3050B	1,6010D	LC
Mercury, Total	0.263		mg/kg	0.070	--	1	02/29/20 06:30	03/02/20 15:29	EPA 7471B	1,7471B	GD
Selenium, Total	ND		mg/kg	0.867	--	1	03/02/20 23:40	03/03/20 18:07	EPA 3050B	1,6010D	LC
Silver, Total	ND		mg/kg	0.433	--	1	03/02/20 23:40	03/03/20 18:07	EPA 3050B	1,6010D	LC

Project Name: SALEM DEPOT
Project Number: 52223.00
Lab Number: L2008252
Report Date: 03/03/20

SAMPLE RESULTS

Lab ID: L2008252-07
Client ID: SB-20 (0-10)
Sample Location: SALEM, NH

Date Collected: 02/24/20 10:30
Date Received: 02/25/20
Field Prep: Not Specified

Sample Depth:
Matrix: Soil
Percent Solids: 90%

Parameter	Result	Qualifier	Units	RL	MDL	Dilution Factor	Date Prepared	Date Analyzed	Prep Method	Analytical Method	Analyst
Total Metals - Mansfield Lab											
Arsenic, Total	5.43		mg/kg	0.435	--	1	03/02/20 23:40	03/03/20 18:11	EPA 3050B	1,6010D	LC
Barium, Total	24.4		mg/kg	0.435	--	1	03/02/20 23:40	03/03/20 18:11	EPA 3050B	1,6010D	LC
Cadmium, Total	ND		mg/kg	0.435	--	1	03/02/20 23:40	03/03/20 18:11	EPA 3050B	1,6010D	LC
Chromium, Total	10.4		mg/kg	0.435	--	1	03/02/20 23:40	03/03/20 18:11	EPA 3050B	1,6010D	LC
Lead, Total	60.0		mg/kg	2.18	--	1	03/02/20 23:40	03/03/20 18:11	EPA 3050B	1,6010D	LC
Mercury, Total	0.084		mg/kg	0.071	--	1	02/29/20 06:30	03/02/20 15:32	EPA 7471B	1,7471B	GD
Selenium, Total	ND		mg/kg	0.871	--	1	03/02/20 23:40	03/03/20 18:11	EPA 3050B	1,6010D	LC
Silver, Total	ND		mg/kg	0.435	--	1	03/02/20 23:40	03/03/20 18:11	EPA 3050B	1,6010D	LC

Project Name: SALEM DEPOT
Project Number: 52223.00
Lab Number: L2008252
Report Date: 03/03/20

SAMPLE RESULTS

Lab ID: L2008252-08
Client ID: SB-21 (0-3)
Sample Location: SALEM, NH

Date Collected: 02/20/20 09:00
Date Received: 02/25/20
Field Prep: Not Specified

Sample Depth:
Matrix: Soil
Percent Solids: 86%

Parameter	Result	Qualifier	Units	RL	MDL	Dilution Factor	Date Prepared	Date Analyzed	Prep Method	Analytical Method	Analyst
Total Metals - Mansfield Lab											
Arsenic, Total	11.1		mg/kg	0.464	--	1	03/02/20 23:40	03/03/20 18:16	EPA 3050B	1,6010D	LC
Barium, Total	50.9		mg/kg	0.464	--	1	03/02/20 23:40	03/03/20 18:16	EPA 3050B	1,6010D	LC
Cadmium, Total	0.506		mg/kg	0.464	--	1	03/02/20 23:40	03/03/20 18:16	EPA 3050B	1,6010D	LC
Chromium, Total	21.8		mg/kg	0.464	--	1	03/02/20 23:40	03/03/20 18:16	EPA 3050B	1,6010D	LC
Lead, Total	109		mg/kg	2.32	--	1	03/02/20 23:40	03/03/20 18:16	EPA 3050B	1,6010D	LC
Mercury, Total	0.372		mg/kg	0.074	--	1	02/29/20 06:30	03/02/20 15:36	EPA 7471B	1,7471B	GD
Selenium, Total	ND		mg/kg	0.928	--	1	03/02/20 23:40	03/03/20 18:16	EPA 3050B	1,6010D	LC
Silver, Total	ND		mg/kg	0.464	--	1	03/02/20 23:40	03/03/20 18:16	EPA 3050B	1,6010D	LC

Project Name: SALEM DEPOT
Project Number: 52223.00
Lab Number: L2008252
Report Date: 03/03/20

SAMPLE RESULTS

Lab ID: L2008252-09
Client ID: SB-22 (0-3)
Sample Location: SALEM, NH

Date Collected: 02/20/20 09:30
Date Received: 02/25/20
Field Prep: Not Specified

Sample Depth:
Matrix: Soil
Percent Solids: 90%

Parameter	Result	Qualifier	Units	RL	MDL	Dilution Factor	Date Prepared	Date Analyzed	Prep Method	Analytical Method	Analyst
Total Metals - Mansfield Lab											
Arsenic, Total	10.1		mg/kg	0.431	--	1	03/02/20 23:40	03/03/20 18:20	EPA 3050B	1,6010D	LC
Barium, Total	29.2		mg/kg	0.431	--	1	03/02/20 23:40	03/03/20 18:20	EPA 3050B	1,6010D	LC
Cadmium, Total	0.491		mg/kg	0.431	--	1	03/02/20 23:40	03/03/20 18:20	EPA 3050B	1,6010D	LC
Chromium, Total	22.3		mg/kg	0.431	--	1	03/02/20 23:40	03/03/20 18:20	EPA 3050B	1,6010D	LC
Lead, Total	38.4		mg/kg	2.15	--	1	03/02/20 23:40	03/03/20 18:20	EPA 3050B	1,6010D	LC
Mercury, Total	0.105		mg/kg	0.070	--	1	02/29/20 06:30	03/02/20 15:39	EPA 7471B	1,7471B	GD
Selenium, Total	ND		mg/kg	0.862	--	1	03/02/20 23:40	03/03/20 18:20	EPA 3050B	1,6010D	LC
Silver, Total	ND		mg/kg	0.431	--	1	03/02/20 23:40	03/03/20 18:20	EPA 3050B	1,6010D	LC

Project Name: SALEM DEPOT
Project Number: 52223.00
Lab Number: L2008252
Report Date: 03/03/20

SAMPLE RESULTS

Lab ID: L2008252-10
Client ID: SB-23 (0-10)
Sample Location: SALEM, NH

Date Collected: 02/24/20 11:00
Date Received: 02/25/20
Field Prep: Not Specified

Sample Depth:
Matrix: Soil
Percent Solids: 79%

Parameter	Result	Qualifier	Units	RL	MDL	Dilution Factor	Date Prepared	Date Analyzed	Prep Method	Analytical Method	Analyst
Total Metals - Mansfield Lab											
Arsenic, Total	4.84		mg/kg	0.493	--	1	03/02/20 23:40	03/03/20 18:24	EPA 3050B	1,6010D	LC
Barium, Total	47.9		mg/kg	0.493	--	1	03/02/20 23:40	03/03/20 18:24	EPA 3050B	1,6010D	LC
Cadmium, Total	ND		mg/kg	0.493	--	1	03/02/20 23:40	03/03/20 18:24	EPA 3050B	1,6010D	LC
Chromium, Total	16.4		mg/kg	0.493	--	1	03/02/20 23:40	03/03/20 18:24	EPA 3050B	1,6010D	LC
Lead, Total	31.6		mg/kg	2.46	--	1	03/02/20 23:40	03/03/20 18:24	EPA 3050B	1,6010D	LC
Mercury, Total	0.451		mg/kg	0.079	--	1	02/29/20 06:30	03/02/20 15:42	EPA 7471B	1,7471B	GD
Selenium, Total	ND		mg/kg	0.986	--	1	03/02/20 23:40	03/03/20 18:24	EPA 3050B	1,6010D	LC
Silver, Total	ND		mg/kg	0.493	--	1	03/02/20 23:40	03/03/20 18:24	EPA 3050B	1,6010D	LC

Project Name: SALEM DEPOT
Project Number: 52223.00
Lab Number: L2008252
Report Date: 03/03/20

SAMPLE RESULTS

Lab ID: L2008252-11
Client ID: SB-24 (0-10)
Sample Location: SALEM, NH

Date Collected: 02/21/20 11:00
Date Received: 02/25/20
Field Prep: Not Specified

Sample Depth:
Matrix: Soil
Percent Solids: 74%

Parameter	Result	Qualifier	Units	RL	MDL	Dilution Factor	Date Prepared	Date Analyzed	Prep Method	Analytical Method	Analyst
Total Metals - Mansfield Lab											
Arsenic, Total	7.38		mg/kg	0.534	--	1	03/02/20 23:40	03/03/20 18:29	EPA 3050B	1,6010D	LC
Barium, Total	21.8		mg/kg	0.534	--	1	03/02/20 23:40	03/03/20 18:29	EPA 3050B	1,6010D	LC
Cadmium, Total	ND		mg/kg	0.534	--	1	03/02/20 23:40	03/03/20 18:29	EPA 3050B	1,6010D	LC
Chromium, Total	17.7		mg/kg	0.534	--	1	03/02/20 23:40	03/03/20 18:29	EPA 3050B	1,6010D	LC
Lead, Total	21.9		mg/kg	2.67	--	1	03/02/20 23:40	03/03/20 18:29	EPA 3050B	1,6010D	LC
Mercury, Total	ND		mg/kg	0.086	--	1	02/29/20 06:30	03/02/20 15:45	EPA 7471B	1,7471B	GD
Selenium, Total	ND		mg/kg	1.07	--	1	03/02/20 23:40	03/03/20 18:29	EPA 3050B	1,6010D	LC
Silver, Total	ND		mg/kg	0.534	--	1	03/02/20 23:40	03/03/20 18:29	EPA 3050B	1,6010D	LC

Project Name: SALEM DEPOT
Project Number: 52223.00
Lab Number: L2008252
Report Date: 03/03/20

SAMPLE RESULTS

Lab ID: L2008252-12
Client ID: SB-25 (0-6)
Sample Location: SALEM, NH

Date Collected: 02/20/20 11:30
Date Received: 02/25/20
Field Prep: Not Specified

Sample Depth:
Matrix: Soil
Percent Solids: 81%

Parameter	Result	Qualifier	Units	RL	MDL	Dilution Factor	Date Prepared	Date Analyzed	Prep Method	Analytical Method	Analyst
Total Metals - Mansfield Lab											
Arsenic, Total	7.28		mg/kg	0.463	--	1	03/02/20 23:40	03/03/20 18:33	EPA 3050B	1,6010D	LC
Barium, Total	46.9		mg/kg	0.463	--	1	03/02/20 23:40	03/03/20 18:33	EPA 3050B	1,6010D	LC
Cadmium, Total	ND		mg/kg	0.463	--	1	03/02/20 23:40	03/03/20 18:33	EPA 3050B	1,6010D	LC
Chromium, Total	13.6		mg/kg	0.463	--	1	03/02/20 23:40	03/03/20 18:33	EPA 3050B	1,6010D	LC
Lead, Total	67.4		mg/kg	2.31	--	1	03/02/20 23:40	03/03/20 18:33	EPA 3050B	1,6010D	LC
Mercury, Total	0.082		mg/kg	0.077	--	1	02/29/20 06:30	03/02/20 15:49	EPA 7471B	1,7471B	GD
Selenium, Total	ND		mg/kg	0.926	--	1	03/02/20 23:40	03/03/20 18:33	EPA 3050B	1,6010D	LC
Silver, Total	ND		mg/kg	0.463	--	1	03/02/20 23:40	03/03/20 18:33	EPA 3050B	1,6010D	LC

Project Name: SALEM DEPOT
Project Number: 52223.00
Lab Number: L2008252
Report Date: 03/03/20

SAMPLE RESULTS

Lab ID: L2008252-13
Client ID: SB-26 (0-6)
Sample Location: SALEM, NH

Date Collected: 02/20/20 13:00
Date Received: 02/25/20
Field Prep: Not Specified

Sample Depth:
Matrix: Soil
Percent Solids: 76%

Parameter	Result	Qualifier	Units	RL	MDL	Dilution Factor	Date Prepared	Date Analyzed	Prep Method	Analytical Method	Analyst
Total Metals - Mansfield Lab											
Arsenic, Total	10.8		mg/kg	0.515	--	1	03/02/20 23:40	03/03/20 18:37	EPA 3050B	1,6010D	LC
Barium, Total	41.3		mg/kg	0.515	--	1	03/02/20 23:40	03/03/20 18:37	EPA 3050B	1,6010D	LC
Cadmium, Total	0.669		mg/kg	0.515	--	1	03/02/20 23:40	03/03/20 18:37	EPA 3050B	1,6010D	LC
Chromium, Total	23.2		mg/kg	0.515	--	1	03/02/20 23:40	03/03/20 18:37	EPA 3050B	1,6010D	LC
Lead, Total	48.9		mg/kg	2.57	--	1	03/02/20 23:40	03/03/20 18:37	EPA 3050B	1,6010D	LC
Mercury, Total	ND		mg/kg	0.082	--	1	02/29/20 06:30	03/02/20 15:59	EPA 7471B	1,7471B	GD
Selenium, Total	ND		mg/kg	1.03	--	1	03/02/20 23:40	03/03/20 18:37	EPA 3050B	1,6010D	LC
Silver, Total	ND		mg/kg	0.515	--	1	03/02/20 23:40	03/03/20 18:37	EPA 3050B	1,6010D	LC

Project Name: SALEM DEPOT
Project Number: 52223.00
Lab Number: L2008252
Report Date: 03/03/20

SAMPLE RESULTS

Lab ID: L2008252-14
Client ID: SB-27 (0-3)
Sample Location: SALEM, NH

Date Collected: 02/21/20 13:15
Date Received: 02/25/20
Field Prep: Not Specified

Sample Depth:
Matrix: Soil
Percent Solids: 86%

Parameter	Result	Qualifier	Units	RL	MDL	Dilution Factor	Date Prepared	Date Analyzed	Prep Method	Analytical Method	Analyst
Total Metals - Mansfield Lab											
Arsenic, Total	4.95		mg/kg	0.455	--	1	03/02/20 23:40	03/03/20 18:42	EPA 3050B	1,6010D	LC
Barium, Total	16.3		mg/kg	0.455	--	1	03/02/20 23:40	03/03/20 18:42	EPA 3050B	1,6010D	LC
Cadmium, Total	ND		mg/kg	0.455	--	1	03/02/20 23:40	03/03/20 18:42	EPA 3050B	1,6010D	LC
Chromium, Total	10.6		mg/kg	0.455	--	1	03/02/20 23:40	03/03/20 18:42	EPA 3050B	1,6010D	LC
Lead, Total	44.1		mg/kg	2.27	--	1	03/02/20 23:40	03/03/20 18:42	EPA 3050B	1,6010D	LC
Mercury, Total	ND		mg/kg	0.073	--	1	02/29/20 06:30	03/02/20 16:02	EPA 7471B	1,7471B	GD
Selenium, Total	ND		mg/kg	0.910	--	1	03/02/20 23:40	03/03/20 18:42	EPA 3050B	1,6010D	LC
Silver, Total	ND		mg/kg	0.455	--	1	03/02/20 23:40	03/03/20 18:42	EPA 3050B	1,6010D	LC

Project Name: SALEM DEPOT
Project Number: 52223.00
Lab Number: L2008252
Report Date: 03/03/20

SAMPLE RESULTS

Lab ID: L2008252-15
Client ID: SB-28 (0-3)
Sample Location: SALEM, NH

Date Collected: 02/20/20 13:30
Date Received: 02/25/20
Field Prep: Not Specified

Sample Depth:
Matrix: Soil
Percent Solids: 89%

Parameter	Result	Qualifier	Units	RL	MDL	Dilution Factor	Date Prepared	Date Analyzed	Prep Method	Analytical Method	Analyst
Total Metals - Mansfield Lab											
Arsenic, Total	71.5		mg/kg	0.433	--	1	03/02/20 23:40	03/03/20 18:55	EPA 3050B	1,6010D	LC
Barium, Total	108		mg/kg	0.433	--	1	03/02/20 23:40	03/03/20 18:55	EPA 3050B	1,6010D	LC
Cadmium, Total	1.10		mg/kg	0.433	--	1	03/02/20 23:40	03/03/20 18:55	EPA 3050B	1,6010D	LC
Chromium, Total	16.3		mg/kg	0.433	--	1	03/02/20 23:40	03/03/20 18:55	EPA 3050B	1,6010D	LC
Lead, Total	76.7		mg/kg	2.16	--	1	03/02/20 23:40	03/03/20 18:55	EPA 3050B	1,6010D	LC
Mercury, Total	0.096		mg/kg	0.071	--	1	02/29/20 06:30	03/02/20 16:05	EPA 7471B	1,7471B	GD
Selenium, Total	ND		mg/kg	0.866	--	1	03/02/20 23:40	03/03/20 18:55	EPA 3050B	1,6010D	LC
Silver, Total	ND		mg/kg	0.433	--	1	03/02/20 23:40	03/03/20 18:55	EPA 3050B	1,6010D	LC

Project Name: SALEM DEPOT
Project Number: 52223.00
Lab Number: L2008252
Report Date: 03/03/20

SAMPLE RESULTS

Lab ID: L2008252-16
Client ID: SB-29 (0-6)
Sample Location: SALEM, NH

Date Collected: 02/20/20 14:00
Date Received: 02/25/20
Field Prep: Not Specified

Sample Depth:
Matrix: Soil
Percent Solids: 93%

Parameter	Result	Qualifier	Units	RL	MDL	Dilution Factor	Date Prepared	Date Analyzed	Prep Method	Analytical Method	Analyst
Total Metals - Mansfield Lab											
Arsenic, Total	8.59		mg/kg	0.423	--	1	03/02/20 23:40	03/03/20 18:59	EPA 3050B	1,6010D	LC
Barium, Total	64.7		mg/kg	0.423	--	1	03/02/20 23:40	03/03/20 18:59	EPA 3050B	1,6010D	LC
Cadmium, Total	0.431		mg/kg	0.423	--	1	03/02/20 23:40	03/03/20 18:59	EPA 3050B	1,6010D	LC
Chromium, Total	25.8		mg/kg	0.423	--	1	03/02/20 23:40	03/03/20 18:59	EPA 3050B	1,6010D	LC
Lead, Total	128		mg/kg	2.11	--	1	03/02/20 23:40	03/03/20 18:59	EPA 3050B	1,6010D	LC
Mercury, Total	0.150		mg/kg	0.068	--	1	02/29/20 06:30	03/02/20 16:09	EPA 7471B	1,7471B	GD
Selenium, Total	ND		mg/kg	0.845	--	1	03/02/20 23:40	03/03/20 18:59	EPA 3050B	1,6010D	LC
Silver, Total	ND		mg/kg	0.423	--	1	03/02/20 23:40	03/03/20 18:59	EPA 3050B	1,6010D	LC

Project Name: SALEM DEPOT
Project Number: 52223.00
Lab Number: L2008252
Report Date: 03/03/20

SAMPLE RESULTS

Lab ID: L2008252-17
Client ID: SB-30 (0-3)
Sample Location: SALEM, NH

Date Collected: 02/20/20 14:30
Date Received: 02/25/20
Field Prep: Not Specified

Sample Depth:
Matrix: Soil
Percent Solids: 95%

Parameter	Result	Qualifier	Units	RL	MDL	Dilution Factor	Date Prepared	Date Analyzed	Prep Method	Analytical Method	Analyst
Total Metals - Mansfield Lab											
Arsenic, Total	22.1		mg/kg	0.411	--	1	03/02/20 23:40	03/03/20 19:03	EPA 3050B	1,6010D	LC
Barium, Total	22.8		mg/kg	0.411	--	1	03/02/20 23:40	03/03/20 19:03	EPA 3050B	1,6010D	LC
Cadmium, Total	0.518		mg/kg	0.411	--	1	03/02/20 23:40	03/03/20 19:03	EPA 3050B	1,6010D	LC
Chromium, Total	21.2		mg/kg	0.411	--	1	03/02/20 23:40	03/03/20 19:03	EPA 3050B	1,6010D	LC
Lead, Total	8.79		mg/kg	2.06	--	1	03/02/20 23:40	03/03/20 19:03	EPA 3050B	1,6010D	LC
Mercury, Total	ND		mg/kg	0.067	--	1	02/29/20 06:30	03/02/20 16:12	EPA 7471B	1,7471B	GD
Selenium, Total	ND		mg/kg	0.822	--	1	03/02/20 23:40	03/03/20 19:03	EPA 3050B	1,6010D	LC
Silver, Total	ND		mg/kg	0.411	--	1	03/02/20 23:40	03/03/20 19:03	EPA 3050B	1,6010D	LC

Project Name: SALEM DEPOT
Project Number: 52223.00
Lab Number: L2008252
Report Date: 03/03/20

SAMPLE RESULTS

Lab ID: L2008252-18
Client ID: SB-31 (0-3)
Sample Location: SALEM, NH

Date Collected: 02/20/20 15:00
Date Received: 02/25/20
Field Prep: Not Specified

Sample Depth:
Matrix: Soil
Percent Solids: 94%

Parameter	Result	Qualifier	Units	RL	MDL	Dilution Factor	Date Prepared	Date Analyzed	Prep Method	Analytical Method	Analyst
Total Metals - Mansfield Lab											
Arsenic, Total	44.0		mg/kg	0.410	--	1	03/02/20 23:40	03/03/20 19:08	EPA 3050B	1,6010D	LC
Barium, Total	42.5		mg/kg	0.410	--	1	03/02/20 23:40	03/03/20 19:08	EPA 3050B	1,6010D	LC
Cadmium, Total	0.635		mg/kg	0.410	--	1	03/02/20 23:40	03/03/20 19:08	EPA 3050B	1,6010D	LC
Chromium, Total	40.7		mg/kg	0.410	--	1	03/02/20 23:40	03/03/20 19:08	EPA 3050B	1,6010D	LC
Lead, Total	9.81		mg/kg	2.05	--	1	03/02/20 23:40	03/03/20 19:08	EPA 3050B	1,6010D	LC
Mercury, Total	ND		mg/kg	0.067	--	1	02/29/20 06:30	03/02/20 16:15	EPA 7471B	1,7471B	GD
Selenium, Total	ND		mg/kg	0.820	--	1	03/02/20 23:40	03/03/20 19:08	EPA 3050B	1,6010D	LC
Silver, Total	ND		mg/kg	0.410	--	1	03/02/20 23:40	03/03/20 19:08	EPA 3050B	1,6010D	LC

Project Name: SALEM DEPOT
Project Number: 52223.00
Lab Number: L2008252
Report Date: 03/03/20

SAMPLE RESULTS

Lab ID: L2008252-19
Client ID: SB-32 (0-3)
Sample Location: SALEM, NH

Date Collected: 02/20/20 16:00
Date Received: 02/25/20
Field Prep: Not Specified

Sample Depth:
Matrix: Soil
Percent Solids: 94%

Parameter	Result	Qualifier	Units	RL	MDL	Dilution Factor	Date Prepared	Date Analyzed	Prep Method	Analytical Method	Analyst
Total Metals - Mansfield Lab											
Arsenic, Total	13.2		mg/kg	0.419	--	1	03/02/20 23:40	03/03/20 19:12	EPA 3050B	1,6010D	LC
Barium, Total	20.8		mg/kg	0.419	--	1	03/02/20 23:40	03/03/20 19:12	EPA 3050B	1,6010D	LC
Cadmium, Total	ND		mg/kg	0.419	--	1	03/02/20 23:40	03/03/20 19:12	EPA 3050B	1,6010D	LC
Chromium, Total	21.8		mg/kg	0.419	--	1	03/02/20 23:40	03/03/20 19:12	EPA 3050B	1,6010D	LC
Lead, Total	17.8		mg/kg	2.10	--	1	03/02/20 23:40	03/03/20 19:12	EPA 3050B	1,6010D	LC
Mercury, Total	ND		mg/kg	0.067	--	1	02/29/20 06:30	03/02/20 16:18	EPA 7471B	1,7471B	GD
Selenium, Total	ND		mg/kg	0.839	--	1	03/02/20 23:40	03/03/20 19:12	EPA 3050B	1,6010D	LC
Silver, Total	ND		mg/kg	0.419	--	1	03/02/20 23:40	03/03/20 19:12	EPA 3050B	1,6010D	LC

Project Name: SALEM DEPOT
Project Number: 52223.00
Lab Number: L2008252
Report Date: 03/03/20

SAMPLE RESULTS

Lab ID: L2008252-20
Client ID: SB-33 (0-6)
Sample Location: SALEM, NH

Date Collected: 02/21/20 14:00
Date Received: 02/25/20
Field Prep: Not Specified

Sample Depth:
Matrix: Soil
Percent Solids: 91%

Parameter	Result	Qualifier	Units	RL	MDL	Dilution Factor	Date Prepared	Date Analyzed	Prep Method	Analytical Method	Analyst
Total Metals - Mansfield Lab											
Arsenic, Total	10.1		mg/kg	0.437	--	1	03/02/20 23:40	03/03/20 19:17	EPA 3050B	1,6010D	LC
Barium, Total	24.9		mg/kg	0.437	--	1	03/02/20 23:40	03/03/20 19:17	EPA 3050B	1,6010D	LC
Cadmium, Total	ND		mg/kg	0.437	--	1	03/02/20 23:40	03/03/20 19:17	EPA 3050B	1,6010D	LC
Chromium, Total	15.6		mg/kg	0.437	--	1	03/02/20 23:40	03/03/20 19:17	EPA 3050B	1,6010D	LC
Lead, Total	26.9		mg/kg	2.18	--	1	03/02/20 23:40	03/03/20 19:17	EPA 3050B	1,6010D	LC
Mercury, Total	ND		mg/kg	0.069	--	1	02/29/20 06:30	03/02/20 16:22	EPA 7471B	1,7471B	GD
Selenium, Total	ND		mg/kg	0.873	--	1	03/02/20 23:40	03/03/20 19:17	EPA 3050B	1,6010D	LC
Silver, Total	ND		mg/kg	0.437	--	1	03/02/20 23:40	03/03/20 19:17	EPA 3050B	1,6010D	LC

Project Name: SALEM DEPOT
Project Number: 52223.00
Lab Number: L2008252
Report Date: 03/03/20

SAMPLE RESULTS

Lab ID: L2008252-21
Client ID: SB-34 (0-6)
Sample Location: SALEM, NH

Date Collected: 02/21/20 14:30
Date Received: 02/25/20
Field Prep: Not Specified

Sample Depth:
Matrix: Soil
Percent Solids: 91%

Parameter	Result	Qualifier	Units	RL	MDL	Dilution Factor	Date Prepared	Date Analyzed	Prep Method	Analytical Method	Analyst
Total Metals - Mansfield Lab											
Arsenic, Total	6.71		mg/kg	0.428	--	1	03/02/20 20:55	03/03/20 12:57	EPA 3050B	1,6010D	LC
Barium, Total	34.3		mg/kg	0.428	--	1	03/02/20 20:55	03/03/20 12:57	EPA 3050B	1,6010D	LC
Cadmium, Total	ND		mg/kg	0.428	--	1	03/02/20 20:55	03/03/20 12:57	EPA 3050B	1,6010D	LC
Chromium, Total	19.3		mg/kg	0.428	--	1	03/02/20 20:55	03/03/20 12:57	EPA 3050B	1,6010D	LC
Lead, Total	35.4		mg/kg	2.14	--	1	03/02/20 20:55	03/03/20 12:57	EPA 3050B	1,6010D	LC
Mercury, Total	ND		mg/kg	0.072	--	1	03/02/20 13:36	03/03/20 10:22	EPA 7471B	1,7471B	GD
Selenium, Total	ND		mg/kg	0.857	--	1	03/02/20 20:55	03/03/20 12:57	EPA 3050B	1,6010D	LC
Silver, Total	ND		mg/kg	0.428	--	1	03/02/20 20:55	03/03/20 12:57	EPA 3050B	1,6010D	LC

Project Name: SALEM DEPOT **Lab Number:** L2008252

Project Number: 52223.00 **Report Date:** 03/03/20

Method Blank Analysis
Batch Quality Control

Parameter	Result	Qualifier	Units	RL	MDL	Dilution Factor	Date Prepared	Date Analyzed	Analytical Method	Analyst
Total Metals - Mansfield Lab for sample(s): 01-20 Batch: WG1345675-1										
Mercury, Total	ND		mg/kg	0.083	--	1	02/29/20 06:30	03/02/20 14:44	1,7471B	GD

Prep Information

Digestion Method: EPA 7471B

Parameter	Result	Qualifier	Units	RL	MDL	Dilution Factor	Date Prepared	Date Analyzed	Analytical Method	Analyst
Total Metals - Mansfield Lab for sample(s): 01-20 Batch: WG1345677-1										
Arsenic, Total	ND		mg/kg	0.400	--	1	03/02/20 23:40	03/03/20 17:11	1,6010D	LC
Barium, Total	ND		mg/kg	0.400	--	1	03/02/20 23:40	03/03/20 17:11	1,6010D	LC
Cadmium, Total	ND		mg/kg	0.400	--	1	03/02/20 23:40	03/03/20 17:11	1,6010D	LC
Chromium, Total	ND		mg/kg	0.400	--	1	03/02/20 23:40	03/03/20 17:11	1,6010D	LC
Lead, Total	ND		mg/kg	2.00	--	1	03/02/20 23:40	03/03/20 17:11	1,6010D	LC
Selenium, Total	ND		mg/kg	0.800	--	1	03/02/20 23:40	03/03/20 17:11	1,6010D	LC
Silver, Total	ND		mg/kg	0.400	--	1	03/02/20 23:40	03/03/20 17:11	1,6010D	LC

Prep Information

Digestion Method: EPA 3050B

Parameter	Result	Qualifier	Units	RL	MDL	Dilution Factor	Date Prepared	Date Analyzed	Analytical Method	Analyst
Total Metals - Mansfield Lab for sample(s): 21 Batch: WG1346169-1										
Mercury, Total	ND		mg/kg	0.083	--	1	03/02/20 13:36	03/03/20 09:39	1,7471B	GD

Prep Information

Digestion Method: EPA 7471B

Project Name: SALEM DEPOT **Lab Number:** L2008252

Project Number: 52223.00 **Report Date:** 03/03/20

Method Blank Analysis
Batch Quality Control

Parameter	Result	Qualifier	Units	RL	MDL	Dilution Factor	Date Prepared	Date Analyzed	Analytical Method	Analyst
Total Metals - Mansfield Lab for sample(s): 21 Batch: WG1346309-1										
Arsenic, Total	ND		mg/kg	0.400	--	1	03/02/20 20:55	03/03/20 10:49	1,6010D	LC
Barium, Total	ND		mg/kg	0.400	--	1	03/02/20 20:55	03/03/20 10:49	1,6010D	LC
Cadmium, Total	ND		mg/kg	0.400	--	1	03/02/20 20:55	03/03/20 10:49	1,6010D	LC
Chromium, Total	ND		mg/kg	0.400	--	1	03/02/20 20:55	03/03/20 10:49	1,6010D	LC
Lead, Total	ND		mg/kg	2.00	--	1	03/02/20 20:55	03/03/20 10:49	1,6010D	LC
Selenium, Total	ND		mg/kg	0.800	--	1	03/02/20 20:55	03/03/20 10:49	1,6010D	LC
Silver, Total	ND		mg/kg	0.400	--	1	03/02/20 20:55	03/03/20 10:49	1,6010D	LC

Prep Information

Digestion Method: EPA 3050B

Lab Control Sample Analysis
Batch Quality Control

Project Name: SALEM DEPOT
Project Number: 52223.00

Lab Number: L2008252
Report Date: 03/03/20

Parameter	LCS %Recovery	Qual	LCSD %Recovery	Qual	%Recovery Limits	RPD	Qual	RPD Limits
Total Metals - Mansfield Lab Associated sample(s): 01-20 Batch: WG1345675-2 SRM Lot Number: D105-540								
Mercury, Total	84		-		60-141	-		
Total Metals - Mansfield Lab Associated sample(s): 01-20 Batch: WG1345677-2 SRM Lot Number: D105-540								
Arsenic, Total	100		-		70-130	-		
Barium, Total	94		-		75-125	-		
Cadmium, Total	98		-		75-125	-		
Chromium, Total	90		-		70-130	-		
Lead, Total	87		-		71-128	-		
Selenium, Total	98		-		63-137	-		
Silver, Total	90		-		69-131	-		
Total Metals - Mansfield Lab Associated sample(s): 21 Batch: WG1346169-2 SRM Lot Number: D105-540								
Mercury, Total	86		-		60-141	-		

Lab Control Sample Analysis
Batch Quality Control

Project Name: SALEM DEPOT
Project Number: 52223.00

Lab Number: L2008252
Report Date: 03/03/20

Parameter	LCS %Recovery	LCSD %Recovery	%Recovery Limits	RPD	RPD Limits
Total Metals - Mansfield Lab Associated sample(s): 21 Batch: WG1346309-2 SRM Lot Number: D105-540					
Arsenic, Total	85	-	70-130	-	
Barium, Total	82	-	75-125	-	
Cadmium, Total	88	-	75-125	-	
Chromium, Total	73	-	70-130	-	
Lead, Total	79	-	71-128	-	
Selenium, Total	86	-	63-137	-	
Silver, Total	74	-	69-131	-	

Matrix Spike Analysis
Batch Quality Control

Project Name: SALEM DEPOT
Project Number: 52223.00

Lab Number: L2008252
Report Date: 03/03/20

Parameter	Native Sample	MS Added	MS Found	MS %Recovery	Qual	MSD Found	MSD %Recovery	Qual	Recovery Limits	RPD	Qual	RPD Limits
Total Metals - Mansfield Lab Associated sample(s): 01-20 QC Batch ID: WG1345675-3 QC Sample: L2008252-01 Client ID: SB-3 (0-10)												
Mercury, Total	ND	0.147	0.157	107		-	-		80-120	-		20
Total Metals - Mansfield Lab Associated sample(s): 01-20 QC Batch ID: WG1345677-3 QC Sample: L2008252-01 Client ID: SB-3 (0-10)												
Arsenic, Total	3.20	10.6	14.5	107		-	-		75-125	-		20
Barium, Total	14.9	176	181	94		-	-		75-125	-		20
Cadmium, Total	ND	4.49	4.58	102		-	-		75-125	-		20
Chromium, Total	11.0	17.6	26.5	88		-	-		75-125	-		20
Lead, Total	20.2	44.9	59.3	87		-	-		75-125	-		20
Selenium, Total	ND	10.6	10.6	100		-	-		75-125	-		20
Silver, Total	ND	26.4	26.0	98		-	-		75-125	-		20
Total Metals - Mansfield Lab Associated sample(s): 21 QC Batch ID: WG1346169-3 QC Sample: L2006825-09 Client ID: MS Sample												
Mercury, Total	0.463	0.163	0.591	**78**	Q	-	-		80-120	-		20
Total Metals - Mansfield Lab Associated sample(s): 21 QC Batch ID: WG1346309-3 QC Sample: L2006825-09 Client ID: MS Sample												
Arsenic, Total	20.0	10.7	33.6	**127**	Q	-	-		75-125	-		20
Barium, Total	168	178	338	95		-	-		75-125	-		20
Cadmium, Total	ND	4.55	4.21	92		-	-		75-125	-		20
Chromium, Total	18.8	17.8	35.0	91		-	-		75-125	-		20
Lead, Total	280	45.5	408	**281**	Q	-	-		75-125	-		20
Selenium, Total	ND	10.7	10.3	96		-	-		75-125	-		20
Silver, Total	ND	26.8	26.1	98		-	-		75-125	-		20

Lab Duplicate Analysis

Batch Quality Control

Project Name: SALEM DEPOT
Project Number: 52223.00

Lab Number: L2008252
Report Date: 03/03/20

Parameter	Native Sample	Duplicate Sample	Units	RPD	Qual	RPD Limits
Total Metals - Mansfield Lab Associated sample(s): 01-20 QC Batch ID: WG1345675-4 QC Sample: L2008252-01 Client ID: SB-3 (0-10)						
Mercury, Total	ND	ND	mg/kg	NC		20
Total Metals - Mansfield Lab Associated sample(s): 01-20 QC Batch ID: WG1345677-4 QC Sample: L2008252-01 Client ID: SB-3 (0-10)						
Arsenic, Total	3.20	2.88	mg/kg	11		20
Barium, Total	14.9	13.7	mg/kg	8		20
Cadmium, Total	ND	ND	mg/kg	NC		20
Chromium, Total	11.0	8.72	mg/kg	**23**	Q	20
Lead, Total	20.2	18.9	mg/kg	7		20
Selenium, Total	ND	ND	mg/kg	NC		20
Silver, Total	ND	ND	mg/kg	NC		20
Total Metals - Mansfield Lab Associated sample(s): 21 QC Batch ID: WG1346169-4 QC Sample: L2006825-09 Client ID: DUP Sample						
Mercury, Total	0.463	0.534	mg/kg	14		20
Total Metals - Mansfield Lab Associated sample(s): 21 QC Batch ID: WG1346309-4 QC Sample: L2006825-09 Client ID: DUP Sample						
Arsenic, Total	20.0	16.0	mg/kg	**22**	Q	20
Cadmium, Total	ND	ND	mg/kg	NC		20
Chromium, Total	18.8	15.3	mg/kg	**21**	Q	20
Lead, Total	280	246	mg/kg	13		20
Selenium, Total	ND	ND	mg/kg	NC		20
Silver, Total	ND	ND	mg/kg	NC		20

INORGANICS
&
MISCELLANEOUS

Project Name: SALEM DEPOT
Project Number: 52223.00

Lab Number: L2008252
Report Date: 03/03/20

SAMPLE RESULTS

Lab ID: L2008252-01
Client ID: SB-3 (0-10)
Sample Location: SALEM, NH

Date Collected: 02/24/20 08:30
Date Received: 02/25/20
Field Prep: Not Specified

Sample Depth:
Matrix: Soil

Test Material Information

Source of Material: Unknown
Description of Material: Non-Metallic - Damp Soil
Particle Size: Medium
Preliminary Burning Time (sec): 120

Parameter	Result	Date Analyzed	Analytical Method	Analyst
Ignitability of Solids - Westborough Lab				
Ignitability	NI	02/26/20 06:30	1,1030	MV

Project Name:	SALEM DEPOT	**Lab Number:**	L2008252
Project Number:	52223.00	**Report Date:**	03/03/20

SAMPLE RESULTS

Lab ID:	L2008252-02	Date Collected:	02/24/20 09:00
Client ID:	SB-5 (0-8)	Date Received:	02/25/20
Sample Location:	SALEM, NH	Field Prep:	Not Specified
Sample Depth:			
Matrix:	Soil		

Test Material Information

Source of Material:	Unknown
Description of Material:	Non-Metallic - Damp Soil
Particle Size:	Medium
Preliminary Burning Time (sec):	120

Parameter	Result	Date Analyzed	Analytical Method	Analyst
Ignitability of Solids - Westborough Lab				
Ignitability	NI	02/26/20 06:30	1,1030	MV

Project Name:	SALEM DEPOT	**Lab Number:**	L2008252
Project Number:	52223.00	**Report Date:**	03/03/20

SAMPLE RESULTS

Lab ID:	L2008252-03	Date Collected:	02/18/20 15:00
Client ID:	SB-8 (0-10)	Date Received:	02/25/20
Sample Location:	SALEM, NH	Field Prep:	Not Specified
Sample Depth:			
Matrix:	Soil		

Test Material Information

Source of Material:	Unknown
Description of Material:	Non-Metallic - Wet Soil
Particle Size:	Medium
Preliminary Burning Time (sec):	120

Parameter	Result	Date Analyzed	Analytical Method	Analyst
Ignitability of Solids - Westborough Lab				
Ignitability	NI	02/26/20 06:30	1,1030	MV

Project Name: SALEM DEPOT
Project Number: 52223.00

Lab Number: L2008252
Report Date: 03/03/20

SAMPLE RESULTS

Lab ID: L2008252-04
Client ID: SB-13 (0-10)
Sample Location: SALEM, NH

Date Collected: 02/24/20 10:00
Date Received: 02/25/20
Field Prep: Not Specified

Sample Depth:
Matrix: Soil

Test Material Information

Source of Material: Unknown
Description of Material: Non-Metallic - Damp Soil
Particle Size: Medium
Preliminary Burning Time (sec): 120

Parameter	Result	Date Analyzed	Analytical Method	Analyst
Ignitability of Solids - Westborough Lab				
Ignitability	NI	02/26/20 06:30	1,1030	MV

Project Name:	SALEM DEPOT	**Lab Number:**	L2008252
Project Number:	52223.00	**Report Date:**	03/03/20

SAMPLE RESULTS

Lab ID:	L2008252-05	Date Collected:	02/21/20 09:00
Client ID:	SB-18 (0-6)	Date Received:	02/25/20
Sample Location:	SALEM, NH	Field Prep:	Not Specified
Sample Depth:			
Matrix:	Soil		

Test Material Information

Source of Material:	Unknown
Description of Material:	Non-Metallic - Damp Soil
Particle Size:	Medium
Preliminary Burning Time (sec):	120

Parameter	Result	Date Analyzed	Analytical Method	Analyst
Ignitability of Solids - Westborough Lab				
Ignitability	NI	02/26/20 06:30	1,1030	MV

Project Name:	SALEM DEPOT	**Lab Number:**	L2008252
Project Number:	52223.00	**Report Date:**	03/03/20

SAMPLE RESULTS

Lab ID:	L2008252-06	Date Collected:	02/21/20 09:30
Client ID:	SB-19 (0-6)	Date Received:	02/25/20
Sample Location:	SALEM, NH	Field Prep:	Not Specified
Sample Depth:			
Matrix:	Soil		

Test Material Information

Source of Material:	Unknown
Description of Material:	Non-Metallic - Damp Soil
Particle Size:	Medium
Preliminary Burning Time (sec):	120

Parameter	Result	Date Analyzed	Analytical Method	Analyst
Ignitability of Solids - Westborough Lab				
Ignitability	NI	02/26/20 06:30	1,1030	MV

Project Name:	SALEM DEPOT	**Lab Number:**	L2008252
Project Number:	52223.00	**Report Date:**	03/03/20

SAMPLE RESULTS

Lab ID:	L2008252-07	Date Collected:	02/24/20 10:30
Client ID:	SB-20 (0-10)	Date Received:	02/25/20
Sample Location:	SALEM, NH	Field Prep:	Not Specified
Sample Depth:			
Matrix:	Soil		

Test Material Information

Source of Material:	Unknown
Description of Material:	Non-Metallic - Damp Soil
Particle Size:	Medium
Preliminary Burning Time (sec):	120

Parameter	Result	Date Analyzed	Analytical Method	Analyst
Ignitability of Solids - Westborough Lab				
Ignitability	NI	02/26/20 06:30	1,1030	MV

Project Name:	SALEM DEPOT	**Lab Number:**	L2008252
Project Number:	52223.00	**Report Date:**	03/03/20

SAMPLE RESULTS

Lab ID:	L2008252-08	Date Collected:	02/20/20 09:00
Client ID:	SB-21 (0-3)	Date Received:	02/25/20
Sample Location:	SALEM, NH	Field Prep:	Not Specified
Sample Depth:			
Matrix:	Soil		

Test Material Information

Source of Material:	Unknown
Description of Material:	Non-Metallic - Damp Soil
Particle Size:	Medium
Preliminary Burning Time (sec):	120

Parameter	Result	Date Analyzed	Analytical Method	Analyst
Ignitability of Solids - Westborough Lab				
Ignitability	NI	02/26/20 06:30	1,1030	MV

Project Name: SALEM DEPOT
Project Number: 52223.00

Lab Number: L2008252
Report Date: 03/03/20

SAMPLE RESULTS

Lab ID: L2008252-09
Client ID: SB-22 (0-3)
Sample Location: SALEM, NH

Date Collected: 02/20/20 09:30
Date Received: 02/25/20
Field Prep: Not Specified

Sample Depth:
Matrix: Soil

Test Material Information

Source of Material: Unknown
Description of Material: Non-Metallic - Damp Soil
Particle Size: Medium
Preliminary Burning Time (sec): 120

Parameter	Result	Date Analyzed	Analytical Method	Analyst
Ignitability of Solids - Westborough Lab				
Ignitability	NI	02/26/20 06:30	1,1030	MV

Project Name: SALEM DEPOT
Project Number: 52223.00

Lab Number: L2008252
Report Date: 03/03/20

SAMPLE RESULTS

Lab ID: L2008252-10
Client ID: SB-23 (0-10)
Sample Location: SALEM, NH

Date Collected: 02/24/20 11:00
Date Received: 02/25/20
Field Prep: Not Specified

Sample Depth:
Matrix: Soil

Test Material Information

Source of Material: Unknown
Description of Material: Non-Metallic - Damp Soil
Particle Size: Medium
Preliminary Burning Time (sec): 120

Parameter	Result	Date Analyzed	Analytical Method	Analyst
Ignitability of Solids - Westborough Lab				
Ignitability	NI	02/26/20 06:30	1,1030	MV

Project Name:	SALEM DEPOT	**Lab Number:**	L2008252
Project Number:	52223.00	**Report Date:**	03/03/20

SAMPLE RESULTS

Lab ID:	L2008252-11	Date Collected:	02/21/20 11:00
Client ID:	SB-24 (0-10)	Date Received:	02/25/20
Sample Location:	SALEM, NH	Field Prep:	Not Specified
Sample Depth:			
Matrix:	Soil		

Test Material Information

Source of Material:	Unknown
Description of Material:	Non-Metallic - Damp Soil
Particle Size:	Medium
Preliminary Burning Time (sec):	120

Parameter	Result	Date Analyzed	Analytical Method	Analyst
Ignitability of Solids - Westborough Lab				
Ignitability	NI	02/26/20 06:30	1,1030	MV

Project Name:	SALEM DEPOT	**Lab Number:**	L2008252
Project Number:	52223.00	**Report Date:**	03/03/20

SAMPLE RESULTS

Lab ID:	L2008252-12	Date Collected:	02/20/20 11:30
Client ID:	SB-25 (0-6)	Date Received:	02/25/20
Sample Location:	SALEM, NH	Field Prep:	Not Specified
Sample Depth:			
Matrix:	Soil		

Test Material Information

Source of Material:	Unknown
Description of Material:	Non-Metallic - Damp Soil
Particle Size:	Medium
Preliminary Burning Time (sec):	120

Parameter	Result	Date Analyzed	Analytical Method	Analyst
Ignitability of Solids - Westborough Lab				
Ignitability	NI	02/26/20 06:30	1,1030	MV

Project Name:	SALEM DEPOT	**Lab Number:**	L2008252
Project Number:	52223.00	**Report Date:**	03/03/20

SAMPLE RESULTS

Lab ID:	L2008252-13	Date Collected:	02/20/20 13:00
Client ID:	SB-26 (0-6)	Date Received:	02/25/20
Sample Location:	SALEM, NH	Field Prep:	Not Specified
Sample Depth:			
Matrix:	Soil		

Test Material Information

Source of Material:	Unknown
Description of Material:	Non-Metallic - Damp Soil
Particle Size:	Medium
Preliminary Burning Time (sec):	120

Parameter	Result	Date Analyzed	Analytical Method	Analyst
Ignitability of Solids - Westborough Lab				
Ignitability	NI	02/26/20 06:30	1,1030	MV

Project Name:	SALEM DEPOT	**Lab Number:**	L2008252
Project Number:	52223.00	**Report Date:**	03/03/20

SAMPLE RESULTS

Lab ID:	L2008252-14	Date Collected:	02/21/20 13:15
Client ID:	SB-27 (0-3)	Date Received:	02/25/20
Sample Location:	SALEM, NH	Field Prep:	Not Specified
Sample Depth:			
Matrix:	Soil		

Test Material Information

Source of Material:	Unknown
Description of Material:	Non-Metallic - Damp Soil
Particle Size:	Medium
Preliminary Burning Time (sec):	120

Parameter	Result	Date Analyzed	Analytical Method	Analyst
Ignitability of Solids - Westborough Lab				
Ignitability	NI	02/26/20 06:30	1,1030	MV

Project Name:	SALEM DEPOT	**Lab Number:**	L2008252
Project Number:	52223.00	**Report Date:**	03/03/20

SAMPLE RESULTS

Lab ID:	L2008252-15	Date Collected:	02/20/20 13:30
Client ID:	SB-28 (0-3)	Date Received:	02/25/20
Sample Location:	SALEM, NH	Field Prep:	Not Specified
Sample Depth:			
Matrix:	Soil		

Test Material Information

Source of Material:	Unknown
Description of Material:	Non-Metallic - Damp Soil
Particle Size:	Medium
Preliminary Burning Time (sec):	120

Parameter	Result	Date Analyzed	Analytical Method	Analyst
Ignitability of Solids - Westborough Lab				
Ignitability	NI	02/26/20 06:30	1,1030	MV

Project Name:	SALEM DEPOT	**Lab Number:**	L2008252
Project Number:	52223.00	**Report Date:**	03/03/20

SAMPLE RESULTS

Lab ID:	L2008252-16	Date Collected:	02/20/20 14:00
Client ID:	SB-29 (0-6)	Date Received:	02/25/20
Sample Location:	SALEM, NH	Field Prep:	Not Specified
Sample Depth:			
Matrix:	Soil		

Test Material Information

Source of Material:	Unknown
Description of Material:	Non-Metallic - Damp Soil
Particle Size:	Medium
Preliminary Burning Time (sec):	120

Parameter	Result	Date Analyzed	Analytical Method	Analyst
Ignitability of Solids - Westborough Lab				
Ignitability	NI	02/26/20 06:30	1,1030	MV

Project Name:	SALEM DEPOT	**Lab Number:**	L2008252
Project Number:	52223.00	**Report Date:**	03/03/20

SAMPLE RESULTS

Lab ID:	L2008252-17	Date Collected:	02/20/20 14:30
Client ID:	SB-30 (0-3)	Date Received:	02/25/20
Sample Location:	SALEM, NH	Field Prep:	Not Specified
Sample Depth:			
Matrix:	Soil		

Test Material Information

Source of Material:	Unknown
Description of Material:	Non-Metallic - Damp Soil
Particle Size:	Medium
Preliminary Burning Time (sec):	120

Parameter	Result	Date Analyzed	Analytical Method	Analyst
Ignitability of Solids - Westborough Lab				
Ignitability	NI	02/26/20 06:30	1,1030	MV

Project Name: SALEM DEPOT
Project Number: 52223.00

Lab Number: L2008252
Report Date: 03/03/20

SAMPLE RESULTS

Lab ID: L2008252-18
Client ID: SB-31 (0-3)
Sample Location: SALEM, NH

Date Collected: 02/20/20 15:00
Date Received: 02/25/20
Field Prep: Not Specified

Sample Depth:
Matrix: Soil

Test Material Information

Source of Material: Unknown
Description of Material: Non-Metallic - Damp Soil
Particle Size: Medium
Preliminary Burning Time (sec): 120

Parameter	Result	Date Analyzed	Analytical Method	Analyst
Ignitability of Solids - Westborough Lab				
Ignitability	NI	02/26/20 06:30	1,1030	MV

Project Name:	SALEM DEPOT	**Lab Number:**	L2008252
Project Number:	52223.00	**Report Date:**	03/03/20

SAMPLE RESULTS

Lab ID:	L2008252-19	Date Collected:	02/20/20 16:00
Client ID:	SB-32 (0-3)	Date Received:	02/25/20
Sample Location:	SALEM, NH	Field Prep:	Not Specified
Sample Depth:			
Matrix:	Soil		

Test Material Information

Source of Material:	Unknown
Description of Material:	Non-Metallic - Damp Soil
Particle Size:	Medium
Preliminary Burning Time (sec):	120

Parameter	Result	Date Analyzed	Analytical Method	Analyst
Ignitability of Solids - Westborough Lab				
Ignitability	NI	02/26/20 06:30	1,1030	MV

Project Name:	SALEM DEPOT	**Lab Number:**	L2008252
Project Number:	52223.00	**Report Date:**	03/03/20

SAMPLE RESULTS

Lab ID:	L2008252-20	Date Collected:	02/21/20 14:00
Client ID:	SB-33 (0-6)	Date Received:	02/25/20
Sample Location:	SALEM, NH	Field Prep:	Not Specified
Sample Depth:			
Matrix:	Soil		

Test Material Information

Source of Material:	Unknown
Description of Material:	Non-Metallic - Damp Soil
Particle Size:	Medium
Preliminary Burning Time (sec):	120

Parameter	Result	Date Analyzed	Analytical Method	Analyst
Ignitability of Solids - Westborough Lab				
Ignitability	NI	02/26/20 06:30	1,1030	MV

Project Name:	SALEM DEPOT	**Lab Number:**	L2008252
Project Number:	52223.00	**Report Date:**	03/03/20

SAMPLE RESULTS

Lab ID:	L2008252-21	Date Collected:	02/21/20 14:30
Client ID:	SB-34 (0-6)	Date Received:	02/25/20
Sample Location:	SALEM, NH	Field Prep:	Not Specified
Sample Depth:			
Matrix:	Soil		

Test Material Information

Source of Material:	Unknown
Description of Material:	Non-Metallic - Wet Sand
Particle Size:	Medium
Preliminary Burning Time (sec):	120

Parameter	Result	Date Analyzed	Analytical Method	Analyst
Ignitability of Solids - Westborough Lab				
Ignitability	NI	02/27/20 11:41	1,1030	DR

Project Name: SALEM DEPOT
Project Number: 52223.00

Lab Number: L2008252
Report Date: 03/03/20

SAMPLE RESULTS

Lab ID: L2008252-01
Client ID: SB-3 (0-10)
Sample Location: SALEM, NH

Date Collected: 02/24/20 08:30
Date Received: 02/25/20
Field Prep: Not Specified

Sample Depth:
Matrix: Soil

Parameter	Result	Qualifier	Units	RL	MDL	Dilution Factor	Date Prepared	Date Analyzed	Analytical Method	Analyst
General Chemistry - Westborough Lab										
Specific Conductance @ 25 C	31		umhos/cm	10	--	1	-	02/26/20 07:02	1,9050A	JA
Solids, Total	85.3		%	0.100	NA	1	-	02/26/20 10:48	121,2540G	RI
pH (H)	6.4		SU	-	NA	1	-	02/26/20 02:27	1,9045D	CB
Cyanide, Reactive	ND		mg/kg	10	--	1	02/26/20 01:45	02/26/20 02:51	125,7.3	KF
Sulfide, Reactive	ND		mg/kg	10	--	1	02/26/20 01:45	02/26/20 02:44	125,7.3	KF

Project Name: SALEM DEPOT
Project Number: 52223.00

Lab Number: L2008252
Report Date: 03/03/20

SAMPLE RESULTS

Lab ID: L2008252-02
Client ID: SB-5 (0-8)
Sample Location: SALEM, NH

Sample Depth:
Matrix: Soil

Date Collected: 02/24/20 09:00
Date Received: 02/25/20
Field Prep: Not Specified

Parameter	Result	Qualifier	Units	RL	MDL	Dilution Factor	Date Prepared	Date Analyzed	Analytical Method	Analyst
General Chemistry - Westborough Lab										
Specific Conductance @ 25 C	34		umhos/cm	10	--	1	-	02/26/20 07:02	1,9050A	JA
Solids, Total	86.6		%	0.100	NA	1	-	02/26/20 10:48	121,2540G	RI
pH (H)	7.5		SU	-	NA	1	-	02/26/20 02:27	1,9045D	CB
Cyanide, Reactive	ND		mg/kg	10	--	1	02/26/20 01:45	02/26/20 02:52	125,7.3	KF
Sulfide, Reactive	ND		mg/kg	10	--	1	02/26/20 01:45	02/26/20 02:44	125,7.3	KF

Project Name: SALEM DEPOT
Project Number: 52223.00

Lab Number: L2008252
Report Date: 03/03/20

SAMPLE RESULTS

Lab ID: L2008252-03
Client ID: SB-8 (0-10)
Sample Location: SALEM, NH

Date Collected: 02/18/20 15:00
Date Received: 02/25/20
Field Prep: Not Specified

Sample Depth:
Matrix: Soil

Parameter	Result	Qualifier	Units	RL	MDL	Dilution Factor	Date Prepared	Date Analyzed	Analytical Method	Analyst
General Chemistry - Westborough Lab										
Specific Conductance @ 25 C	23		umhos/cm	10	--	1	-	02/26/20 07:02	1,9050A	JA
Solids, Total	87.7		%	0.100	NA	1	-	02/26/20 10:48	121,2540G	RI
pH (H)	7.0		SU	-	NA	1	-	02/26/20 02:27	1,9045D	CB
Cyanide, Reactive	ND		mg/kg	10	--	1	02/26/20 01:45	02/26/20 02:52	125,7.3	KF
Sulfide, Reactive	ND		mg/kg	10	--	1	02/26/20 01:45	02/26/20 02:44	125,7.3	KF

Project Name: SALEM DEPOT
Project Number: 52223.00

Lab Number: L2008252
Report Date: 03/03/20

SAMPLE RESULTS

Lab ID: L2008252-04
Client ID: SB-13 (0-10)
Sample Location: SALEM, NH

Date Collected: 02/24/20 10:00
Date Received: 02/25/20
Field Prep: Not Specified

Sample Depth:
Matrix: Soil

Parameter	Result	Qualifier	Units	RL	MDL	Dilution Factor	Date Prepared	Date Analyzed	Analytical Method	Analyst
General Chemistry - Westborough Lab										
Specific Conductance @ 25 C	19		umhos/cm	10	--	1	-	02/26/20 07:02	1,9050A	JA
Solids, Total	88.8		%	0.100	NA	1	-	02/26/20 10:48	121,2540G	RI
pH (H)	6.7		SU	-	NA	1	-	02/26/20 02:27	1,9045D	CB
Cyanide, Reactive	ND		mg/kg	10	--	1	02/26/20 01:45	02/26/20 02:52	125,7.3	KF
Sulfide, Reactive	ND		mg/kg	10	--	1	02/26/20 01:45	02/26/20 02:44	125,7.3	KF

Project Name: SALEM DEPOT
Project Number: 52223.00

Lab Number: L2008252
Report Date: 03/03/20

SAMPLE RESULTS

Lab ID: L2008252-05
Client ID: SB-18 (0-6)
Sample Location: SALEM, NH

Date Collected: 02/21/20 09:00
Date Received: 02/25/20
Field Prep: Not Specified

Sample Depth:
Matrix: Soil

Parameter	Result	Qualifier	Units	RL	MDL	Dilution Factor	Date Prepared	Date Analyzed	Analytical Method	Analyst
General Chemistry - Westborough Lab										
Specific Conductance @ 25 C	58		umhos/cm	10	--	1	-	02/26/20 07:02	1,9050A	JA
Solids, Total	85.4		%	0.100	NA	1	-	02/26/20 10:48	121,2540G	RI
pH (H)	7.5		SU	-	NA	1	-	02/26/20 02:27	1,9045D	CB
Cyanide, Reactive	ND		mg/kg	10	--	1	02/26/20 01:45	02/26/20 02:52	125,7.3	KF
Sulfide, Reactive	ND		mg/kg	10	--	1	02/26/20 01:45	02/26/20 02:44	125,7.3	KF

Project Name: SALEM DEPOT
Project Number: 52223.00

Lab Number: L2008252
Report Date: 03/03/20

SAMPLE RESULTS

Lab ID: L2008252-06
Client ID: SB-19 (0-6)
Sample Location: SALEM, NH

Date Collected: 02/21/20 09:30
Date Received: 02/25/20
Field Prep: Not Specified

Sample Depth:
Matrix: Soil

Parameter	Result	Qualifier	Units	RL	MDL	Dilution Factor	Date Prepared	Date Analyzed	Analytical Method	Analyst
General Chemistry - Westborough Lab										
Specific Conductance @ 25 C	220		umhos/cm	10	--	1	-	02/26/20 07:02	1,9050A	JA
Solids, Total	90.2		%	0.100	NA	1	-	02/26/20 10:48	121,2540G	RI
pH (H)	6.1		SU	-	NA	1	-	02/26/20 02:27	1,9045D	CB
Cyanide, Reactive	ND		mg/kg	10	--	1	02/26/20 01:45	02/26/20 02:52	125,7.3	KF
Sulfide, Reactive	ND		mg/kg	10	--	1	02/26/20 01:45	02/26/20 02:44	125,7.3	KF

Project Name: SALEM DEPOT
Project Number: 52223.00

Lab Number: L2008252
Report Date: 03/03/20

SAMPLE RESULTS

Lab ID: L2008252-07
Client ID: SB-20 (0-10)
Sample Location: SALEM, NH

Date Collected: 02/24/20 10:30
Date Received: 02/25/20
Field Prep: Not Specified

Sample Depth:
Matrix: Soil

Parameter	Result	Qualifier	Units	RL	MDL	Dilution Factor	Date Prepared	Date Analyzed	Analytical Method	Analyst
General Chemistry - Westborough Lab										
Specific Conductance @ 25 C	65		umhos/cm	10	--	1	-	02/26/20 07:02	1,9050A	JA
Solids, Total	89.7		%	0.100	NA	1	-	02/26/20 10:48	121,2540G	RI
pH (H)	7.3		SU	-	NA	1	-	02/26/20 02:27	1,9045D	CB
Cyanide, Reactive	ND		mg/kg	10	--	1	02/26/20 01:45	02/26/20 02:52	125,7.3	KF
Sulfide, Reactive	ND		mg/kg	10	--	1	02/26/20 01:45	02/26/20 02:45	125,7.3	KF

Project Name: SALEM DEPOT
Project Number: 52223.00

Lab Number: L2008252
Report Date: 03/03/20

SAMPLE RESULTS

Lab ID: L2008252-08
Client ID: SB-21 (0-3)
Sample Location: SALEM, NH

Date Collected: 02/20/20 09:00
Date Received: 02/25/20
Field Prep: Not Specified

Sample Depth:
Matrix: Soil

Parameter	Result	Qualifier	Units	RL	MDL	Dilution Factor	Date Prepared	Date Analyzed	Analytical Method	Analyst
General Chemistry - Westborough Lab										
Specific Conductance @ 25 C	74		umhos/cm	10	--	1	-	02/26/20 07:02	1,9050A	JA
Solids, Total	85.6		%	0.100	NA	1	-	02/26/20 10:48	121,2540G	RI
pH (H)	6.6		SU	-	NA	1	-	02/26/20 02:27	1,9045D	CB
Cyanide, Reactive	ND		mg/kg	10	--	1	02/26/20 01:45	02/26/20 02:53	125,7.3	KF
Sulfide, Reactive	ND		mg/kg	10	--	1	02/26/20 01:45	02/26/20 02:45	125,7.3	KF

Project Name: SALEM DEPOT
Project Number: 52223.00

Lab Number: L2008252
Report Date: 03/03/20

SAMPLE RESULTS

Lab ID: L2008252-09
Client ID: SB-22 (0-3)
Sample Location: SALEM, NH

Date Collected: 02/20/20 09:30
Date Received: 02/25/20
Field Prep: Not Specified

Sample Depth:
Matrix: Soil

Parameter	Result	Qualifier	Units	RL	MDL	Dilution Factor	Date Prepared	Date Analyzed	Analytical Method	Analyst
General Chemistry - Westborough Lab										
Specific Conductance @ 25 C	47		umhos/cm	10	--	1	-	02/26/20 07:02	1,9050A	JA
Solids, Total	90.4		%	0.100	NA	1	-	02/26/20 10:48	121,2540G	RI
pH (H)	5.9		SU	-	NA	1	-	02/26/20 02:27	1,9045D	CB
Cyanide, Reactive	ND		mg/kg	10	--	1	02/26/20 01:45	02/26/20 02:54	125,7.3	KF
Sulfide, Reactive	ND		mg/kg	10	--	1	02/26/20 01:45	02/26/20 02:46	125,7.3	KF

Project Name: SALEM DEPOT
Project Number: 52223.00

Lab Number: L2008252
Report Date: 03/03/20

SAMPLE RESULTS

Lab ID: L2008252-10
Client ID: SB-23 (0-10)
Sample Location: SALEM, NH

Date Collected: 02/24/20 11:00
Date Received: 02/25/20
Field Prep: Not Specified

Sample Depth:
Matrix: Soil

Parameter	Result	Qualifier	Units	RL	MDL	Dilution Factor	Date Prepared	Date Analyzed	Analytical Method	Analyst
General Chemistry - Westborough Lab										
Specific Conductance @ 25 C	36		umhos/cm	10	--	1	-	02/26/20 07:02	1,9050A	JA
Solids, Total	79.1		%	0.100	NA	1	-	02/26/20 10:48	121,2540G	RI
pH (H)	6.8		SU	-	NA	1	-	02/26/20 02:27	1,9045D	CB
Cyanide, Reactive	ND		mg/kg	10	--	1	02/26/20 01:45	02/26/20 02:54	125,7.3	KF
Sulfide, Reactive	ND		mg/kg	10	--	1	02/26/20 01:45	02/26/20 02:46	125,7.3	KF

Project Name: SALEM DEPOT
Project Number: 52223.00

Lab Number: L2008252
Report Date: 03/03/20

SAMPLE RESULTS

Lab ID: L2008252-11
Client ID: SB-24 (0-10)
Sample Location: SALEM, NH

Date Collected: 02/21/20 11:00
Date Received: 02/25/20
Field Prep: Not Specified

Sample Depth:
Matrix: Soil

Parameter	Result	Qualifier	Units	RL	MDL	Dilution Factor	Date Prepared	Date Analyzed	Analytical Method	Analyst
General Chemistry - Westborough Lab										
Specific Conductance @ 25 C	160		umhos/cm	10	--	1	-	02/26/20 11:28	1,9050A	JA
Solids, Total	73.5		%	0.100	NA	1	-	02/26/20 10:48	121,2540G	RI
pH (H)	6.6		SU	-	NA	1	-	02/26/20 02:27	1,9045D	CB
Cyanide, Reactive	ND		mg/kg	10	--	1	02/26/20 01:45	02/26/20 02:54	125,7.3	KF
Sulfide, Reactive	ND		mg/kg	10	--	1	02/26/20 01:45	02/26/20 02:46	125,7.3	KF

Project Name: SALEM DEPOT
Project Number: 52223.00

Lab Number: L2008252
Report Date: 03/03/20

SAMPLE RESULTS

Lab ID: L2008252-12
Client ID: SB-25 (0-6)
Sample Location: SALEM, NH

Date Collected: 02/20/20 11:30
Date Received: 02/25/20
Field Prep: Not Specified

Sample Depth:
Matrix: Soil

Parameter	Result	Qualifier	Units	RL	MDL	Dilution Factor	Date Prepared	Date Analyzed	Analytical Method	Analyst
General Chemistry - Westborough Lab										
Specific Conductance @ 25 C	47		umhos/cm	10	--	1	-	02/26/20 11:28	1,9050A	JA
Solids, Total	81.4		%	0.100	NA	1	-	02/26/20 10:48	121,2540G	RI
pH (H)	6.0		SU	-	NA	1	-	02/26/20 02:27	1,9045D	CB
Cyanide, Reactive	ND		mg/kg	10	--	1	02/26/20 01:45	02/26/20 02:54	125,7.3	KF
Sulfide, Reactive	ND		mg/kg	10	--	1	02/26/20 01:45	02/26/20 02:46	125,7.3	KF

Project Name: SALEM DEPOT
Project Number: 52223.00

Lab Number: L2008252
Report Date: 03/03/20

SAMPLE RESULTS

Lab ID: L2008252-13
Client ID: SB-26 (0-6)
Sample Location: SALEM, NH

Date Collected: 02/20/20 13:00
Date Received: 02/25/20
Field Prep: Not Specified

Sample Depth:
Matrix: Soil

Parameter	Result	Qualifier	Units	RL	MDL	Dilution Factor	Date Prepared	Date Analyzed	Analytical Method	Analyst
General Chemistry - Westborough Lab										
Specific Conductance @ 25 C	91		umhos/cm	10	--	1	-	02/26/20 11:28	1,9050A	JA
Solids, Total	76.3		%	0.100	NA	1	-	02/26/20 10:48	121,2540G	RI
pH (H)	6.4		SU	-	NA	1	-	02/26/20 02:27	1,9045D	CB
Cyanide, Reactive	ND		mg/kg	10	--	1	02/26/20 01:45	02/26/20 02:55	125,7.3	KF
Sulfide, Reactive	ND		mg/kg	10	--	1	02/26/20 01:45	02/26/20 02:46	125,7.3	KF

Project Name: SALEM DEPOT
Project Number: 52223.00

Lab Number: L2008252
Report Date: 03/03/20

SAMPLE RESULTS

Lab ID: L2008252-14
Client ID: SB-27 (0-3)
Sample Location: SALEM, NH

Date Collected: 02/21/20 13:15
Date Received: 02/25/20
Field Prep: Not Specified

Sample Depth:
Matrix: Soil

Parameter	Result	Qualifier	Units	RL	MDL	Dilution Factor	Date Prepared	Date Analyzed	Analytical Method	Analyst
General Chemistry - Westborough Lab										
Specific Conductance @ 25 C	140		umhos/cm	10	--	1	-	02/26/20 11:28	1,9050A	JA
Solids, Total	86.0		%	0.100	NA	1	-	02/26/20 10:48	121,2540G	RI
pH (H)	5.9		SU	-	NA	1	-	02/26/20 02:27	1,9045D	CB
Cyanide, Reactive	ND		mg/kg	10	--	1	02/26/20 01:45	02/26/20 02:55	125,7.3	KF
Sulfide, Reactive	ND		mg/kg	10	--	1	02/26/20 01:45	02/26/20 02:46	125,7.3	KF

Project Name: SALEM DEPOT
Project Number: 52223.00

Lab Number: L2008252
Report Date: 03/03/20

SAMPLE RESULTS

Lab ID: L2008252-15
Client ID: SB-28 (0-3)
Sample Location: SALEM, NH

Date Collected: 02/20/20 13:30
Date Received: 02/25/20
Field Prep: Not Specified

Sample Depth:
Matrix: Soil

Parameter	Result	Qualifier	Units	RL	MDL	Dilution Factor	Date Prepared	Date Analyzed	Analytical Method	Analyst
General Chemistry - Westborough Lab										
Specific Conductance @ 25 C	160		umhos/cm	10	--	1	-	02/26/20 11:28	1,9050A	JA
Solids, Total	89.2		%	0.100	NA	1	-	02/26/20 10:48	121,2540G	RI
pH (H)	6.1		SU	-	NA	1	-	02/26/20 02:27	1,9045D	CB
Cyanide, Reactive	ND		mg/kg	10	--	1	02/26/20 01:45	02/26/20 02:55	125,7.3	KF
Sulfide, Reactive	ND		mg/kg	10	--	1	02/26/20 01:45	02/26/20 02:47	125,7.3	KF

Project Name: SALEM DEPOT
Project Number: 52223.00

Lab Number: L2008252
Report Date: 03/03/20

SAMPLE RESULTS

Lab ID: L2008252-16
Client ID: SB-29 (0-6)
Sample Location: SALEM, NH

Date Collected: 02/20/20 14:00
Date Received: 02/25/20
Field Prep: Not Specified

Sample Depth:
Matrix: Soil

Parameter	Result	Qualifier	Units	RL	MDL	Dilution Factor	Date Prepared	Date Analyzed	Analytical Method	Analyst
General Chemistry - Westborough Lab										
Specific Conductance @ 25 C	130		umhos/cm	10	--	1	-	02/26/20 11:28	1,9050A	JA
Solids, Total	92.7		%	0.100	NA	1	-	02/26/20 10:48	121,2540G	RI
pH (H)	8.3		SU	-	NA	1	-	02/26/20 02:27	1,9045D	CB
Cyanide, Reactive	ND		mg/kg	10	--	1	02/26/20 01:45	02/26/20 02:55	125,7.3	KF
Sulfide, Reactive	ND		mg/kg	10	--	1	02/26/20 01:45	02/26/20 02:47	125,7.3	KF

Project Name: SALEM DEPOT
Project Number: 52223.00

Lab Number: L2008252
Report Date: 03/03/20

SAMPLE RESULTS

Lab ID: L2008252-17
Client ID: SB-30 (0-3)
Sample Location: SALEM, NH

Date Collected: 02/20/20 14:30
Date Received: 02/25/20
Field Prep: Not Specified

Sample Depth:
Matrix: Soil

Parameter	Result	Qualifier	Units	RL	MDL	Dilution Factor	Date Prepared	Date Analyzed	Analytical Method	Analyst
General Chemistry - Westborough Lab										
Specific Conductance @ 25 C	55		umhos/cm	10	--	1	-	02/26/20 11:28	1,9050A	JA
Solids, Total	94.8		%	0.100	NA	1	-	02/26/20 10:48	121,2540G	RI
pH (H)	7.7		SU	-	NA	1	-	02/26/20 02:27	1,9045D	CB
Cyanide, Reactive	ND		mg/kg	10	--	1	02/26/20 01:45	02/26/20 02:55	125,7.3	KF
Sulfide, Reactive	ND		mg/kg	10	--	1	02/26/20 01:45	02/26/20 02:47	125,7.3	KF

Project Name: SALEM DEPOT
Project Number: 52223.00

Lab Number: L2008252
Report Date: 03/03/20

SAMPLE RESULTS

Lab ID: L2008252-18
Client ID: SB-31 (0-3)
Sample Location: SALEM, NH

Date Collected: 02/20/20 15:00
Date Received: 02/25/20
Field Prep: Not Specified

Sample Depth:
Matrix: Soil

Parameter	Result	Qualifier	Units	RL	MDL	Dilution Factor	Date Prepared	Date Analyzed	Analytical Method	Analyst
General Chemistry - Westborough Lab										
Specific Conductance @ 25 C	88		umhos/cm	10	--	1	-	02/26/20 11:28	1,9050A	JA
Solids, Total	94.0		%	0.100	NA	1	-	02/26/20 10:48	121,2540G	RI
pH (H)	7.0		SU	-	NA	1	-	02/26/20 02:27	1,9045D	CB
Cyanide, Reactive	ND		mg/kg	10	--	1	02/26/20 01:45	02/26/20 02:56	125,7.3	KF
Sulfide, Reactive	ND		mg/kg	10	--	1	02/26/20 01:45	02/26/20 02:48	125,7.3	KF

Project Name: SALEM DEPOT
Project Number: 52223.00

Lab Number: L2008252
Report Date: 03/03/20

SAMPLE RESULTS

Lab ID: L2008252-19
Client ID: SB-32 (0-3)
Sample Location: SALEM, NH

Date Collected: 02/20/20 16:00
Date Received: 02/25/20
Field Prep: Not Specified

Sample Depth:
Matrix: Soil

Parameter	Result	Qualifier	Units	RL	MDL	Dilution Factor	Date Prepared	Date Analyzed	Analytical Method	Analyst
General Chemistry - Westborough Lab										
Specific Conductance @ 25 C	62		umhos/cm	10	--	1	-	02/26/20 11:28	1,9050A	JA
Solids, Total	94.3		%	0.100	NA	1	-	02/26/20 10:48	121,2540G	RI
pH (H)	6.2		SU	-	NA	1	-	02/26/20 02:27	1,9045D	CB
Cyanide, Reactive	ND		mg/kg	10	--	1	02/26/20 01:45	02/26/20 02:56	125,7.3	KF
Sulfide, Reactive	ND		mg/kg	10	--	1	02/26/20 01:45	02/26/20 02:48	125,7.3	KF

Project Name: SALEM DEPOT
Project Number: 52223.00

Lab Number: L2008252
Report Date: 03/03/20

SAMPLE RESULTS

Lab ID: L2008252-20
Client ID: SB-33 (0-6)
Sample Location: SALEM, NH

Date Collected: 02/21/20 14:00
Date Received: 02/25/20
Field Prep: Not Specified

Sample Depth:
Matrix: Soil

Parameter	Result	Qualifier	Units	RL	MDL	Dilution Factor	Date Prepared	Date Analyzed	Analytical Method	Analyst
General Chemistry - Westborough Lab										
Specific Conductance @ 25 C	62		umhos/cm	10	--	1	-	02/26/20 05:14	1,9050A	JA
Solids, Total	91.3		%	0.100	NA	1	-	02/26/20 10:48	121,2540G	RI
pH (H)	6.6		SU	-	NA	1	-	02/26/20 01:27	1,9045D	CB
Cyanide, Reactive	ND		mg/kg	10	--	1	02/26/20 01:45	02/26/20 02:56	125,7.3	KF
Sulfide, Reactive	ND		mg/kg	10	--	1	02/26/20 01:45	02/26/20 02:48	125,7.3	KF

Project Name: SALEM DEPOT
Project Number: 52223.00

Lab Number: L2008252
Report Date: 03/03/20

SAMPLE RESULTS

Lab ID: L2008252-21
Client ID: SB-34 (0-6)
Sample Location: SALEM, NH

Date Collected: 02/21/20 14:30
Date Received: 02/25/20
Field Prep: Not Specified

Sample Depth:
Matrix: Soil

Parameter	Result	Qualifier	Units	RL	MDL	Dilution Factor	Date Prepared	Date Analyzed	Analytical Method	Analyst
General Chemistry - Westborough Lab										
Specific Conductance @ 25 C	23		umhos/cm	10	--	1	-	02/26/20 05:14	1,9050A	JA
Solids, Total	90.7		%	0.100	NA	1	-	02/26/20 12:31	121,2540G	RI
pH (H)	6.7		SU	-	NA	1	-	02/26/20 01:27	1,9045D	CB
Cyanide, Reactive	ND		mg/kg	10	--	1	02/26/20 20:00	02/26/20 21:31	125,7.3	TL
Sulfide, Reactive	ND		mg/kg	10	--	1	02/26/20 20:00	02/26/20 21:24	125,7.3	TL

Project Name: SALEM DEPOT **Lab Number:** L2008252

Project Number: 52223.00 **Report Date:** 03/03/20

Method Blank Analysis
Batch Quality Control

Parameter	Result	Qualifier	Units	RL	MDL	Dilution Factor	Date Prepared	Date Analyzed	Analytical Method	Analyst
General Chemistry - Westborough Lab for sample(s): 01-20 Batch: WG1344389-1										
Sulfide, Reactive	ND		mg/kg	10	--	1	02/26/20 01:45	02/26/20 02:43	125,7.3	KF
General Chemistry - Westborough Lab for sample(s): 01-20 Batch: WG1344390-1										
Cyanide, Reactive	ND		mg/kg	10	--	1	02/26/20 01:45	02/26/20 02:51	125,7.3	KF
General Chemistry - Westborough Lab for sample(s): 21 Batch: WG1344734-1										
Sulfide, Reactive	ND		mg/kg	10	--	1	02/26/20 20:00	02/26/20 21:22	125,7.3	TL
General Chemistry - Westborough Lab for sample(s): 21 Batch: WG1344736-1										
Cyanide, Reactive	ND		mg/kg	10	--	1	02/26/20 20:00	02/26/20 21:30	125,7.3	TL

Lab Control Sample Analysis
Batch Quality Control

Project Name: SALEM DEPOT
Project Number: 52223.00

Lab Number: L2008252
Report Date: 03/03/20

Parameter	LCS %Recovery	Qual	LCSD %Recovery	Qual	%Recovery Limits	RPD	Qual	RPD Limits
General Chemistry - Westborough Lab Associated sample(s): 20-21 Batch: WG1344369-1								
pH	100		-		99-101	-		
General Chemistry - Westborough Lab Associated sample(s): 01-19 Batch: WG1344381-1								
pH	100		-		99-101	-		
General Chemistry - Westborough Lab Associated sample(s): 01-20 Batch: WG1344389-2								
Sulfide, Reactive	99		-		60-125	-		40
General Chemistry - Westborough Lab Associated sample(s): 01-20 Batch: WG1344390-2								
Cyanide, Reactive	93		-		30-125	-		40
General Chemistry - Westborough Lab Associated sample(s): 01-10 Batch: WG1344396-1								
Specific Conductance	100		-		99-101	-		
General Chemistry - Westborough Lab Associated sample(s): 11-19 Batch: WG1344397-1								
Specific Conductance	101		-		99-101	-		
General Chemistry - Westborough Lab Associated sample(s): 20-21 Batch: WG1344398-1								
Specific Conductance	100		-		99-101	-		

Lab Control Sample Analysis
Batch Quality Control

Project Name: SALEM DEPOT
Project Number: 52223.00

Lab Number: L2008252
Report Date: 03/03/20

Parameter	LCS %Recovery	LCSD %Recovery	%Recovery Limits	RPD	RPD Limits
General Chemistry - Westborough Lab Associated sample(s): 21 Batch: WG1344734-2					
Sulfide, Reactive	91	-	60-125	-	40
General Chemistry - Westborough Lab Associated sample(s): 21 Batch: WG1344736-2					
Cyanide, Reactive	105	-	30-125	-	40

Lab Duplicate Analysis

Batch Quality Control

Project Name: SALEM DEPOT
Project Number: 52223.00

Lab Number: L2008252
Report Date: 03/03/20

Parameter	Native Sample	Duplicate Sample	Units	RPD	Qual	RPD Limits
General Chemistry - Westborough Lab Associated sample(s): 20-21 QC Batch ID: WG1344369-2 QC Sample: L2008351-01 Client ID: DUP Sample						
pH	7.6	7.7	SU	1		5
General Chemistry - Westborough Lab Associated sample(s): 01-19 QC Batch ID: WG1344381-2 QC Sample: L2008252-01 Client ID: SB-3 (0-10)						
pH (H)	6.4	6.7	SU	5		5
General Chemistry - Westborough Lab Associated sample(s): 01-20 QC Batch ID: WG1344389-3 QC Sample: L2008252-20 Client ID: SB-33 (0-6)						
Sulfide, Reactive	ND	ND	mg/kg	NC		40
General Chemistry - Westborough Lab Associated sample(s): 01-20 QC Batch ID: WG1344390-3 QC Sample: L2008252-20 Client ID: SB-33 (0-6)						
Cyanide, Reactive	ND	ND	mg/kg	NC		40
General Chemistry - Westborough Lab Associated sample(s): 01-10 QC Batch ID: WG1344396-2 QC Sample: L2008252-01 Client ID: SB-3 (0-10)						
Specific Conductance @ 25 C	31	30	umhos/cm	3		20
General Chemistry - Westborough Lab Associated sample(s): 11-19 QC Batch ID: WG1344397-2 QC Sample: L2008252-11 Client ID: SB-24 (0-10)						
Specific Conductance @ 25 C	160	130	umhos/cm	**21**	Q	20
General Chemistry - Westborough Lab Associated sample(s): 20-21 QC Batch ID: WG1344398-2 QC Sample: L2008351-01 Client ID: DUP Sample						
Specific Conductance	71	68	umhos/cm	4		20
General Chemistry - Westborough Lab Associated sample(s): 01-20 QC Batch ID: WG1344547-1 QC Sample: L2008252-01 Client ID: SB-3 (0-10)						
Solids, Total	85.3	86.1	%	1		20
General Chemistry - Westborough Lab Associated sample(s): 21 QC Batch ID: WG1344600-1 QC Sample: L2008372-01 Client ID: DUP Sample						
Solids, Total	90.0	91.3	%	1		20

Lab Duplicate Analysis

Batch Quality Control

Project Name: SALEM DEPOT

Project Number: 52223.00

Lab Number: L2008252

Report Date: 03/03/20

Parameter	Native Sample	Duplicate Sample	Units	RPD	RPD Limits
General Chemistry - Westborough Lab Associated sample(s): 21 QC Batch ID: WG1344734-3 QC Sample: L2008294-01 Client ID: DUP Sample					
Sulfide, Reactive	ND	ND	mg/kg	NC	40
General Chemistry - Westborough Lab Associated sample(s): 21 QC Batch ID: WG1344736-3 QC Sample: L2008294-01 Client ID: DUP Sample					
Cyanide, Reactive	ND	ND	mg/kg	NC	40

Project Name: SALEM DEPOT
Project Number: 52223.00

Lab Number: L2008252
Report Date: 03/03/20

Sample Receipt and Container Information

Were project specific reporting limits specified? YES

Cooler Information

Cooler	Custody Seal
A	Absent
A1	Absent
B	Absent
C	Absent

Container Information

Container ID	Container Type	Cooler	Initial pH	Final pH	Temp deg C	Pres	Seal	Frozen Date/Time	Analysis(*)
L2008252-01A	Vial MeOH preserved	A	NA		3.6	Y	Absent		8260HLW-NH(14)
L2008252-01B	Vial water preserved	A	NA		3.6	Y	Absent	24-FEB-20 18:00	8260HLW-NH(14)
L2008252-01C	Vial water preserved	A	NA		3.6	Y	Absent	24-FEB-20 18:00	8260HLW-NH(14)
L2008252-01D	Metals Only-Glass 60mL/2oz unpreserved	A	NA		3.6	Y	Absent		BA-TI(180),AS-TI(180),AG-TI(180),CR-TI(180),SE-TI(180),PB-TI(180),HG-T(28),CD-TI(180)
L2008252-01E	Plastic 2oz unpreserved for TS	A	NA		3.6	Y	Absent		TS(7)
L2008252-01F	Glass 500ml/16oz unpreserved	A	NA		3.6	Y	Absent		8270TCL(14),IGNIT-1030(14),REACTS(14),PCB-8082(14),PH-9045(1),TPH-DRO-D(14),REACTCN(14),COND-9050(28)
L2008252-02A	Vial MeOH preserved	A	NA		3.6	Y	Absent		8260HLW-NH(14)
L2008252-02B	Vial water preserved	A	NA		3.6	Y	Absent	24-FEB-20 18:00	8260HLW-NH(14)
L2008252-02C	Vial water preserved	A	NA		3.6	Y	Absent	24-FEB-20 18:00	8260HLW-NH(14)
L2008252-02D	Metals Only-Glass 60mL/2oz unpreserved	A	NA		3.6	Y	Absent		AS-TI(180),BA-TI(180),AG-TI(180),CR-TI(180),SE-TI(180),PB-TI(180),HG-T(28),CD-TI(180)
L2008252-02E	Plastic 2oz unpreserved for TS	A	NA		3.6	Y	Absent		TS(7)
L2008252-02F	Glass 500ml/16oz unpreserved	A	NA		3.6	Y	Absent		IGNIT-1030(14),REACTS(14),8270TCL(14),PCB-8082(14),PH-9045(1),TPH-DRO-D(14),REACTCN(14),COND-9050(28)
L2008252-03A	Vial MeOH preserved	A1	NA		2.2	Y	Absent		8260HLW-NH(14)
L2008252-03B	Vial water preserved	A1	NA		2.2	Y	Absent	18-FEB-20 18:00	8260HLW-NH(14)
L2008252-03C	Vial water preserved	A1	NA		2.2	Y	Absent	18-FEB-20 18:00	8260HLW-NH(14)

*Values in parentheses indicate holding time in days

Project Name: SALEM DEPOT
Project Number: 52223.00

Lab Number: L2008252
Report Date: 03/03/20

Container Information

Container ID	Container Type	Cooler	Initial pH	Final pH	Temp deg C	Pres	Seal	Frozen Date/Time	Analysis(*)
L2008252-03D	Metals Only-Glass 60mL/2oz unpreserved	A	NA		3.6	Y	Absent		BA-TI(180),AS-TI(180),AG-TI(180),CR-TI(180),PB-TI(180),SE-TI(180),HG-T(28),CD-TI(180)
L2008252-03E	Plastic 2oz unpreserved for TS	A	NA		3.6	Y	Absent		TS(7)
L2008252-03F	Glass 500ml/16oz unpreserved	A	NA		3.6	Y	Absent		8270TCL(14),REACTS(14),IGNIT-1030(14),PCB-8082(14),PH-9045(1),TPH-DRO-D(14),REACTCN(14),COND-9050(28)
L2008252-04A	Vial MeOH preserved	A	NA		3.6	Y	Absent		8260HLW-NH(14)
L2008252-04B	Vial water preserved	A	NA		3.6	Y	Absent	24-FEB-20 18:00	8260HLW-NH(14)
L2008252-04C	Vial water preserved	A	NA		3.6	Y	Absent	24-FEB-20 18:00	8260HLW-NH(14)
L2008252-04D	Metals Only-Glass 60mL/2oz unpreserved	A	NA		3.6	Y	Absent		BA-TI(180),AS-TI(180),AG-TI(180),CR-TI(180),PB-TI(180),SE-TI(180),HG-T(28),CD-TI(180)
L2008252-04E	Plastic 2oz unpreserved for TS	A	NA		3.6	Y	Absent		TS(7)
L2008252-04F	Glass 500ml/16oz unpreserved	A	NA		3.6	Y	Absent		8270TCL(14),REACTS(14),IGNIT-1030(14),PCB-8082(14),PH-9045(1),TPH-DRO-D(14),REACTCN(14),COND-9050(28)
L2008252-05A	Vial MeOH preserved	A	NA		3.6	Y	Absent		8260HLW-NH(14)
L2008252-05B	Vial water preserved	A	NA		3.6	Y	Absent	21-FEB-20 18:00	8260HLW-NH(14)
L2008252-05C	Vial water preserved	A	NA		3.6	Y	Absent	21-FEB-20 18:00	8260HLW-NH(14)
L2008252-05D	Metals Only-Glass 60mL/2oz unpreserved	A	NA		3.6	Y	Absent		BA-TI(180),AS-TI(180),AG-TI(180),CR-TI(180),SE-TI(180),PB-TI(180),HG-T(28),CD-TI(180)
L2008252-05E	Plastic 2oz unpreserved for TS	A	NA		3.6	Y	Absent		TS(7)
L2008252-05F	Glass 500ml/16oz unpreserved	A	NA		3.6	Y	Absent		IGNIT-1030(14),REACTS(14),8270TCL(14),PCB-8082(14),PH-9045(1),REACTCN(14),TPH-DRO-D(14),COND-9050(28)
L2008252-06A	Vial MeOH preserved	A	NA		3.6	Y	Absent		8260HLW-NH(14)
L2008252-06B	Vial water preserved	A	NA		3.6	Y	Absent	21-FEB-20 18:00	8260HLW-NH(14)
L2008252-06C	Vial water preserved	A	NA		3.6	Y	Absent	21-FEB-20 18:00	8260HLW-NH(14)
L2008252-06D	Metals Only-Glass 60mL/2oz unpreserved	A	NA		3.6	Y	Absent		AS-TI(180),BA-TI(180),AG-TI(180),CR-TI(180),SE-TI(180),PB-TI(180),HG-T(28),CD-TI(180)
L2008252-06E	Plastic 2oz unpreserved for TS	A	NA		3.6	Y	Absent		TS(7)

*Values in parentheses indicate holding time in days

Project Name: SALEM DEPOT
Project Number: 52223.00

Lab Number: L2008252
Report Date: 03/03/20

Container Information

Container ID	Container Type	Cooler	Initial pH	Final pH	Temp deg C	Pres	Seal	Frozen Date/Time	Analysis(*)
L2008252-06F	Glass 500ml/16oz unpreserved	A	NA		3.6	Y	Absent		IGNIT-1030(14),REACTS(14),8270TCL(14),PCB-8082(14),PH-9045(1),REACTCN(14),TPH-DRO-D(14),COND-9050(28)
L2008252-07A	Vial MeOH preserved	A	NA		3.6	Y	Absent		8260HLW-NH(14)
L2008252-07B	Vial water preserved	A	NA		3.6	Y	Absent	24-FEB-20 18:00	8260HLW-NH(14)
L2008252-07C	Vial water preserved	A	NA		3.6	Y	Absent	24-FEB-20 18:00	8260HLW-NH(14)
L2008252-07D	Metals Only-Glass 60mL/2oz unpreserved	A	NA		3.6	Y	Absent		AS-TI(180),BA-TI(180),AG-TI(180),CR-TI(180),SE-TI(180),PB-TI(180),HG-T(28),CD-TI(180)
L2008252-07E	Plastic 2oz unpreserved for TS	A	NA		3.6	Y	Absent		TS(7)
L2008252-07F	Glass 500ml/16oz unpreserved	A	NA		3.6	Y	Absent		8270TCL(14),REACTS(14),IGNIT-1030(14),PCB-8082(14),PH-9045(1),REACTCN(14),TPH-DRO-D(14),COND-9050(28)
L2008252-08A	Vial MeOH preserved	B	NA		3.0	Y	Absent		8260HLW-NH(14)
L2008252-08B	Vial water preserved	B	NA		3.0	Y	Absent	20-FEB-20 18:00	8260HLW-NH(14)
L2008252-08C	Vial water preserved	B	NA		3.0	Y	Absent	20-FEB-20 18:00	8260HLW-NH(14)
L2008252-08D	Metals Only-Glass 60mL/2oz unpreserved	B	NA		3.0	Y	Absent		AS-TI(180),BA-TI(180),AG-TI(180),CR-TI(180),PB-TI(180),SE-TI(180),HG-T(28),CD-TI(180)
L2008252-08E	Plastic 2oz unpreserved for TS	B	NA		3.0	Y	Absent		TS(7)
L2008252-08F	Glass 500ml/16oz unpreserved	B	NA		3.0	Y	Absent		IGNIT-1030(14),REACTS(14),8270TCL(14),PCB-8082(14),PH-9045(1),TPH-DRO-D(14),REACTCN(14),COND-9050(28)
L2008252-09A	Vial MeOH preserved	B	NA		3.0	Y	Absent		8260HLW-NH(14)
L2008252-09B	Vial water preserved	B	NA		3.0	Y	Absent	20-FEB-20 18:00	8260HLW-NH(14)
L2008252-09C	Vial water preserved	B	NA		3.0	Y	Absent	20-FEB-20 18:00	8260HLW-NH(14)
L2008252-09D	Metals Only-Glass 60mL/2oz unpreserved	B	NA		3.0	Y	Absent		AS-TI(180),BA-TI(180),AG-TI(180),CR-TI(180),PB-TI(180),SE-TI(180),HG-T(28),CD-TI(180)
L2008252-09E	Plastic 2oz unpreserved for TS	B	NA		3.0	Y	Absent		TS(7)
L2008252-09F	Glass 500ml/16oz unpreserved	B	NA		3.0	Y	Absent		REACTS(14),8270TCL(14),IGNIT-1030(14),PCB-8082(14),PH-9045(1),TPH-DRO-D(14),REACTCN(14),COND-9050(28)
L2008252-10A	Vial MeOH preserved	B	NA		3.0	Y	Absent		8260HLW-NH(14)
L2008252-10B	Vial water preserved	B	NA		3.0	Y	Absent	24-FEB-20 18:00	8260HLW-NH(14)

*Values in parentheses indicate holding time in days

Project Name: SALEM DEPOT
Project Number: 52223.00

Lab Number: L2008252
Report Date: 03/03/20

Container Information

Container ID	Container Type	Cooler	Initial pH	Final pH	Temp deg C	Pres	Seal	Frozen Date/Time	Analysis(*)
L2008252-10C	Vial water preserved	B	NA		3.0	Y	Absent	24-FEB-20 18:00	8260HLW-NH(14)
L2008252-10D	Metals Only-Glass 60mL/2oz unpreserved	B	NA		3.0	Y	Absent		AS-TI(180),BA-TI(180),AG-TI(180),CR-TI(180),SE-TI(180),PB-TI(180),HG-T(28),CD-TI(180)
L2008252-10E	Plastic 2oz unpreserved for TS	B	NA		3.0	Y	Absent		TS(7)
L2008252-10F	Glass 500ml/16oz unpreserved	B	NA		3.0	Y	Absent		IGNIT-1030(14),8270TCL(14),REACTS(14),PCB-8082(14),PH-9045(1),TPH-DRO-D(14),REACTCN(14),COND-9050(28)
L2008252-11A	Vial MeOH preserved	B	NA		3.0	Y	Absent		8260HLW-NH(14)
L2008252-11B	Vial water preserved	B	NA		3.0	Y	Absent	**24-FEB-20 18:00**	8260HLW-NH(14)
L2008252-11C	Vial water preserved	B	NA		3.0	Y	Absent	**24-FEB-20 18:00**	8260HLW-NH(14)
L2008252-11D	Metals Only-Glass 60mL/2oz unpreserved	B	NA		3.0	Y	Absent		AS-TI(180),BA-TI(180),AG-TI(180),CR-TI(180),SE-TI(180),PB-TI(180),HG-T(28),CD-TI(180)
L2008252-11E	Plastic 2oz unpreserved for TS	B	NA		3.0	Y	Absent		TS(7)
L2008252-11F	Glass 500ml/16oz unpreserved	B	NA		3.0	Y	Absent		IGNIT-1030(14),8270TCL(14),REACTS(14),PCB-8082(14),PH-9045(1),TPH-DRO-D(14),REACTCN(14),COND-9050(28)
L2008252-11Y	Vial Water preserved split	B	NA		3.0	Y	Absent	**28-FEB-20 11:14**	8260HLW-NH(14)
L2008252-11Z	Vial Water preserved split	B	NA		3.0	Y	Absent	**28-FEB-20 11:14**	8260HLW-NH(14)
L2008252-12A	Vial MeOH preserved	B	NA		3.0	Y	Absent		8260HLW-NH(14)
L2008252-12B	Vial water preserved	B	NA		3.0	Y	Absent	20-FEB-20 18:00	8260HLW-NH(14)
L2008252-12C	Vial water preserved	B	NA		3.0	Y	Absent	20-FEB-20 18:00	8260HLW-NH(14)
L2008252-12D	Metals Only-Glass 60mL/2oz unpreserved	B	NA		3.0	Y	Absent		AS-TI(180),BA-TI(180),AG-TI(180),CR-TI(180),PB-TI(180),SE-TI(180),HG-T(28),CD-TI(180)
L2008252-12E	Plastic 2oz unpreserved for TS	B	NA		3.0	Y	Absent		TS(7)
L2008252-12F	Glass 500ml/16oz unpreserved	B	NA		3.0	Y	Absent		IGNIT-1030(14),8270TCL(14),REACTS(14),PCB-8082(14),PH-9045(1),REACTCN(14),TPH-DRO-D(14),COND-9050(28)
L2008252-13A	Vial MeOH preserved	B	NA		3.0	Y	Absent		8260HLW-NH(14)
L2008252-13B	Vial water preserved	B	NA		3.0	Y	Absent	20-FEB-20 18:00	8260HLW-NH(14)
L2008252-13C	Vial water preserved	B	NA		3.0	Y	Absent	20-FEB-20 18:00	8260HLW-NH(14)

*Values in parentheses indicate holding time in days

Container Information

Container ID	Container Type	Cooler	Initial pH	Final pH	Temp deg C	Pres	Seal	Frozen Date/Time	Analysis(*)
L2008252-13D	Metals Only-Glass 60mL/2oz unpreserved	B	NA		3.0	Y	Absent		AS-TI(180),BA-TI(180),AG-TI(180),CR-TI(180),SE-TI(180),PB-TI(180),HG-T(28),CD-TI(180)
L2008252-13E	Plastic 2oz unpreserved for TS	B	NA		3.0	Y	Absent		TS(7)
L2008252-13F	Glass 500ml/16oz unpreserved	B	NA		3.0	Y	Absent		IGNIT-1030(14),REACTS(14),8270TCL(14),PCB-8082(14),PH-9045(1),REACTCN(14),TPH-DRO-D(14),COND-9050(28)
L2008252-14A	Vial MeOH preserved	C	NA		2.6	Y	Absent		8260HLW-NH(14)
L2008252-14B	Vial water preserved	C	NA		2.6	Y	Absent	21-FEB-20 18:00	8260HLW-NH(14)
L2008252-14C	Vial water preserved	C	NA		2.6	Y	Absent	21-FEB-20 18:00	8260HLW-NH(14)
L2008252-14D	Metals Only-Glass 60mL/2oz unpreserved	C	NA		2.6	Y	Absent		AS-TI(180),BA-TI(180),AG-TI(180),CR-TI(180),PB-TI(180),SE-TI(180),HG-T(28),CD-TI(180)
L2008252-14E	Plastic 2oz unpreserved for TS	C	NA		2.6	Y	Absent		TS(7)
L2008252-14F	Glass 500ml/16oz unpreserved	C	NA		2.6	Y	Absent		8270TCL(14),IGNIT-1030(14),REACTS(14),PCB-8082(14),PH-9045(1),REACTCN(14),TPH-DRO-D(14),COND-9050(28)
L2008252-15A	Vial MeOH preserved	C	NA		2.6	Y	Absent		8260HLW-NH(14)
L2008252-15B	Vial water preserved	C	NA		2.6	Y	Absent	20-FEB-20 18:00	8260HLW-NH(14)
L2008252-15C	Vial water preserved	C	NA		2.6	Y	Absent	20-FEB-20 18:00	8260HLW-NH(14)
L2008252-15D	Metals Only-Glass 60mL/2oz unpreserved	C	NA		2.6	Y	Absent		AS-TI(180),BA-TI(180),AG-TI(180),CR-TI(180),PB-TI(180),SE-TI(180),HG-T(28),CD-TI(180)
L2008252-15E	Plastic 2oz unpreserved for TS	C	NA		2.6	Y	Absent		TS(7)
L2008252-15F	Glass 500ml/16oz unpreserved	C	NA		2.6	Y	Absent		8270TCL(14),IGNIT-1030(14),REACTS(14),PCB-8082(14),PH-9045(1),REACTCN(14),TPH-DRO-D(14),COND-9050(28)
L2008252-16A	Vial MeOH preserved	C	NA		2.6	Y	Absent		8260HLW-NH(14)
L2008252-16B	Vial water preserved	C	NA		2.6	Y	Absent	20-FEB-20 18:00	8260HLW-NH(14)
L2008252-16C	Vial water preserved	C	NA		2.6	Y	Absent	20-FEB-20 18:00	8260HLW-NH(14)
L2008252-16D	Metals Only-Glass 60mL/2oz unpreserved	C	NA		2.6	Y	Absent		BA-TI(180),AS-TI(180),AG-TI(180),CR-TI(180),PB-TI(180),SE-TI(180),HG-T(28),CD-TI(180)
L2008252-16E	Plastic 2oz unpreserved for TS	C	NA		2.6	Y	Absent		TS(7)

*Values in parentheses indicate holding time in days

Project Name: SALEM DEPOT
Project Number: 52223.00

Lab Number: L2008252
Report Date: 03/03/20

Container Information

Container ID	Container Type	Cooler	Initial pH	Final pH	Temp deg C	Pres	Seal	Frozen Date/Time	Analysis(*)
L2008252-16F	Glass 500ml/16oz unpreserved	C	NA		2.6	Y	Absent		IGNIT-1030(14),REACTS(14),8270TCL(14),PCB-8082(14),PH-9045(1),TPH-DRO-D(14),REACTCN(14),COND-9050(28)
L2008252-17A	Vial MeOH preserved	C	NA		2.6	Y	Absent		8260HLW-NH(14)
L2008252-17B	Vial water preserved	C	NA		2.6	Y	Absent	20-FEB-20 18:00	8260HLW-NH(14)
L2008252-17C	Vial water preserved	C	NA		2.6	Y	Absent	20-FEB-20 18:00	8260HLW-NH(14)
L2008252-17D	Metals Only-Glass 60mL/2oz unpreserved	C	NA		2.6	Y	Absent		BA-TI(180),AS-TI(180),AG-TI(180),CR-TI(180),SE-TI(180),PB-TI(180),HG-T(28),CD-TI(180)
L2008252-17E	Plastic 2oz unpreserved for TS	C	NA		2.6	Y	Absent		TS(7)
L2008252-17F	Glass 500ml/16oz unpreserved	C	NA		2.6	Y	Absent		8270TCL(14),REACTS(14),IGNIT-1030(14),PCB-8082(14),PH-9045(1),TPH-DRO-D(14),REACTCN(14),COND-9050(28)
L2008252-18A	Vial MeOH preserved	C	NA		2.6	Y	Absent		8260HLW-NH(14)
L2008252-18B	Vial water preserved	C	NA		2.6	Y	Absent	20-FEB-20 18:00	8260HLW-NH(14)
L2008252-18C	Vial water preserved	C	NA		2.6	Y	Absent	20-FEB-20 18:00	8260HLW-NH(14)
L2008252-18D	Metals Only-Glass 60mL/2oz unpreserved	C	NA		2.6	Y	Absent		AS-TI(180),BA-TI(180),AG-TI(180),CR-TI(180),SE-TI(180),PB-TI(180),HG-T(28),CD-TI(180)
L2008252-18E	Plastic 2oz unpreserved for TS	C	NA		2.6	Y	Absent		TS(7)
L2008252-18F	Glass 500ml/16oz unpreserved	C	NA		2.6	Y	Absent		IGNIT-1030(14),8270TCL(14),REACTS(14),PCB-8082(14),PH-9045(1),REACTCN(14),TPH-DRO-D(14),COND-9050(28)
L2008252-19A	Vial MeOH preserved	C	NA		2.6	Y	Absent		8260HLW-NH(14)
L2008252-19B	Vial water preserved	C	NA		2.6	Y	Absent	20-FEB-20 18:00	8260HLW-NH(14)
L2008252-19C	Vial water preserved	C	NA		2.6	Y	Absent	20-FEB-20 18:00	8260HLW-NH(14)
L2008252-19D	Metals Only-Glass 60mL/2oz unpreserved	C	NA		2.6	Y	Absent		BA-TI(180),AS-TI(180),AG-TI(180),CR-TI(180),SE-TI(180),PB-TI(180),HG-T(28),CD-TI(180)
L2008252-19E	Plastic 2oz unpreserved for TS	C	NA		2.6	Y	Absent		TS(7)
L2008252-19F	Glass 500ml/16oz unpreserved	C	NA		2.6	Y	Absent		REACTS(14),8270TCL(14),IGNIT-1030(14),PCB-8082(14),PH-9045(1),REACTCN(14),TPH-DRO-D(14),COND-9050(28)
L2008252-20A	Vial MeOH preserved	C	NA		2.6	Y	Absent		8260HLW-NH(14)
L2008252-20B	Vial water preserved	C	NA		2.6	Y	Absent	21-FEB-20 18:00	8260HLW-NH(14)

*Values in parentheses indicate holding time in days

Project Name: SALEM DEPOT
Project Number: 52223.00

Lab Number: L2008252
Report Date: 03/03/20

Container Information

Container ID	Container Type	Cooler	Initial pH	Final pH	Temp deg C	Pres	Seal	Frozen Date/Time	Analysis(*)
L2008252-20C	Vial water preserved	C	NA		2.6	Y	Absent	21-FEB-20 18:00	8260HLW-NH(14)
L2008252-20D	Metals Only-Glass 60mL/2oz unpreserved	C	NA		2.6	Y	Absent		BA-TI(180),AS-TI(180),AG-TI(180),CR-TI(180),SE-TI(180),PB-TI(180),HG-T(28),CD-TI(180)
L2008252-20E	Plastic 2oz unpreserved for TS	C	NA		2.6	Y	Absent		TS(7)
L2008252-20F	Glass 500ml/16oz unpreserved	C	NA		2.6	Y	Absent		REACTS(14),IGNIT-1030(14),8270TCL(14),PCB-8082(14),PH-9045(1),REACTCN(14),TPH-DRO-D(14),COND-9050(28)
L2008252-21A	Vial MeOH preserved	C	NA		2.6	Y	Absent		8260HLW-NH(14)
L2008252-21B	Vial water preserved	C	NA		2.6	Y	Absent	21-FEB-20 18:00	8260HLW-NH(14)
L2008252-21C	Vial water preserved	C	NA		2.6	Y	Absent	21-FEB-20 18:00	8260HLW-NH(14)
L2008252-21D	Metals Only-Glass 60mL/2oz unpreserved	C	NA		2.6	Y	Absent		AS-TI(180),BA-TI(180),AG-TI(180),CR-TI(180),SE-TI(180),PB-TI(180),HG-T(28),CD-TI(180)
L2008252-21E	Plastic 2oz unpreserved for TS	C	NA		2.6	Y	Absent		TS(7)
L2008252-21F	Glass 500ml/16oz unpreserved	C	NA		2.6	Y	Absent		IGNIT-1030(14),8270TCL(14),REACTS(14),PCB-8082(14),PH-9045(1),TPH-DRO-D(14),REACTCN(14),COND-9050(28)

*Values in parentheses indicate holding time in days

Project Name:	SALEM DEPOT	**Lab Number:**	L2008252
Project Number:	52223.00	**Report Date:**	03/03/20

GLOSSARY

Acronyms

DL	- Detection Limit: This value represents the level to which target analyte concentrations are reported as estimated values, when those target analyte concentrations are quantified below the limit of quantitation (LOQ). The DL includes any adjustments from dilutions, concentrations or moisture content, where applicable. (DoD report formats only.)
EDL	- Estimated Detection Limit: This value represents the level to which target analyte concentrations are reported as estimated values, when those target analyte concentrations are quantified below the reporting limit (RL). The EDL includes any adjustments from dilutions, concentrations or moisture content, where applicable. The use of EDLs is specific to the analysis of PAHs using Solid-Phase Microextraction (SPME).
EMPC	- Estimated Maximum Possible Concentration: The concentration that results from the signal present at the retention time of an analyte when the ions meet all of the identification criteria except the ion abundance ratio criteria. An EMPC is a worst-case estimate of the concentration.
EPA	- Environmental Protection Agency.
LCS	- Laboratory Control Sample: A sample matrix, free from the analytes of interest, spiked with verified known amounts of analytes or a material containing known and verified amounts of analytes.
LCSD	- Laboratory Control Sample Duplicate: Refer to LCS.
LFB	- Laboratory Fortified Blank: A sample matrix, free from the analytes of interest, spiked with verified known amounts of analytes or a material containing known and verified amounts of analytes.
LOD	- Limit of Detection: This value represents the level to which a target analyte can reliably be detected for a specific analyte in a specific matrix by a specific method. The LOD includes any adjustments from dilutions, concentrations or moisture content, where applicable. (DoD report formats only.)
LOQ	- Limit of Quantitation: The value at which an instrument can accurately measure an analyte at a specific concentration. The LOQ includes any adjustments from dilutions, concentrations or moisture content, where applicable. (DoD report formats only.) Limit of Quantitation: The value at which an instrument can accurately measure an analyte at a specific concentration. The LOQ includes any adjustments from dilutions, concentrations or moisture content, where applicable. (DoD report formats only.)
MDL	- Method Detection Limit: This value represents the level to which target analyte concentrations are reported as estimated values, when those target analyte concentrations are quantified below the reporting limit (RL). The MDL includes any adjustments from dilutions, concentrations or moisture content, where applicable.
MS	- Matrix Spike Sample: A sample prepared by adding a known mass of target analyte to a specified amount of matrix sample for which an independent estimate of target analyte concentration is available. For Method 332.0, the spike recovery is calculated using the native concentration, including estimated values.
MSD	- Matrix Spike Sample Duplicate: Refer to MS.
NA	- Not Applicable.
NC	- Not Calculated: Term is utilized when one or more of the results utilized in the calculation are non-detect at the parameter's reporting unit.
NDPA/DPA	- N-Nitrosodiphenylamine/Diphenylamine.
NI	- Not Ignitable.
NP	- Non-Plastic: Term is utilized for the analysis of Atterberg Limits in soil.
RL	- Reporting Limit: The value at which an instrument can accurately measure an analyte at a specific concentration. The RL includes any adjustments from dilutions, concentrations or moisture content, where applicable.
RPD	- Relative Percent Difference: The results from matrix and/or matrix spike duplicates are primarily designed to assess the precision of analytical results in a given matrix and are expressed as relative percent difference (RPD). Values which are less than five times the reporting limit for any individual parameter are evaluated by utilizing the absolute difference between the values; although the RPD value will be provided in the report.
SRM	- Standard Reference Material: A reference sample of a known or certified value that is of the same or similar matrix as the associated field samples.
STLP	- Semi-dynamic Tank Leaching Procedure per EPA Method 1315.
TEF	- Toxic Equivalency Factors: The values assigned to each dioxin and furan to evaluate their toxicity relative to 2,3,7,8-TCDD.
TEQ	- Toxic Equivalent: The measure of a sample's toxicity derived by multiplying each dioxin and furan by its corresponding TEF and then summing the resulting values.
TIC	- Tentatively Identified Compound: A compound that has been identified to be present and is not part of the target compound list (TCL) for the method and/or program. All TICs are qualitatively identified and reported as estimated concentrations.

Footnotes

Report Format: Data Usability Report

Project Name:	SALEM DEPOT	**Lab Number:**	L2008252
Project Number:	52223.00	**Report Date:**	03/03/20

1 - The reference for this analyte should be considered modified since this analyte is absent from the target analyte list of the original method.

Terms

Analytical Method: Both the document from which the method originates and the analytical reference method. (Example: EPA 8260B is shown as 1,8260B.) The codes for the reference method documents are provided in the References section of the Addendum.

Difference: With respect to Total Oxidizable Precursor (TOP) Assay analysis, the difference is defined as the Post-Treatment value minus the Pre-Treatment value.

Final pH: As it pertains to Sample Receipt & Container Information section of the report, Final pH reflects pH of container determined after adjustment at the laboratory, if applicable. If no adjustment required, value reflects Initial pH.

Frozen Date/Time: With respect to Volatile Organics in soil, Frozen Date/Time reflects the date/time at which associated Reagent Water-preserved vials were initially frozen. Note: If frozen date/time is beyond 48 hours from sample collection, value will be reflected in 'bold'.

Initial pH: As it pertains to Sample Receipt & Container Information section of the report, Initial pH reflects pH of container determined upon receipt, if applicable.

PAH Total: With respect to Alkylated PAH analyses, the 'PAHs, Total' result is defined as the summation of results for all or a subset of the following compounds: Naphthalene, C1-C4 Naphthalenes, 2-Methylnaphthalene, 1-Methylnaphthalene, Biphenyl, Acenaphthylene, Acenaphthene, Fluorene, C1-C3 Fluorenes, Phenanthrene, C1-C4 Phenanthrenes/Anthracenes, Anthracene, Fluoranthene, Pyrene, C1-C4 Fluoranthenes/Pyrenes, Benz(a)anthracene, Chrysene, C1-C4 Chrysenes, Benzo(b)fluoranthene, Benzo(j)+(k)fluoranthene, Benzo(e)pyrene, Benzo(a)pyrene, Perylene, Indeno(1,2,3-cd)pyrene, Dibenz(ah)+(ac)anthracene, Benzo(g,h,i)perylene. If a 'Total' result is requested, the results of its individual components will also be reported.

PFAS Total: With respect to PFAS analyses, the 'PFAS, Total (5)' result is defined as the summation of results for: PFHpA, PFHxS, PFOA, PFNA and PFOS. If a 'Total' result is requested, the results of its individual components will also be reported.

The target compound Chlordane (CAS No. 57-74-9) is reported for GC ECD analyses. Per EPA,this compound "refers to a mixture of chlordane isomers, other chlorinated hydrocarbons and numerous other components." (Reference: USEPA Toxicological Review of Chlordane, In Support of Summary Information on the Integrated Risk Information System (IRIS), December 1997.)

Total: With respect to Organic analyses, a 'Total' result is defined as the summation of results for individual isomers or Aroclors. If a 'Total' result is requested, the results of its individual components will also be reported. This is applicable to 'Total' results for methods 8260, 8081 and 8082.

Data Qualifiers

A - Spectra identified as "Aldol Condensates" are byproducts of the extraction/concentration procedures when acetone is introduced in the process.

B - The analyte was detected above the reporting limit in the associated method blank. Flag only applies to associated field samples that have detectable concentrations of the analyte at less than ten times (10x) the concentration found in the blank. For MCP-related projects, flag only applies to associated field samples that have detectable concentrations of the analyte at less than ten times (10x) the concentration found in the blank. For DOD-related projects, flag only applies to associated field samples that have detectable concentrations of the analyte at less than ten times (10x) the concentration found in the blank AND the analyte was detected above one-half the reporting limit (or above the reporting limit for common lab contaminants) in the associated method blank. For NJ-Air-related projects, flag only applies to associated field samples that have detectable concentrations of the analyte above the reporting limit. For NJ-related projects (excluding Air), flag only applies to associated field samples that have detectable concentrations of the analyte, which was detected above the reporting limit in the associated method blank or above five times the reporting limit for common lab contaminants (Phthalates, Acetone, Methylene Chloride, 2-Butanone).

C - Co-elution: The target analyte co-elutes with a known lab standard (i.e. surrogate, internal standards, etc.) for co-extracted analyses.

D - Concentration of analyte was quantified from diluted analysis. Flag only applies to field samples that have detectable concentrations of the analyte.

E - Concentration of analyte exceeds the range of the calibration curve and/or linear range of the instrument.

G - The concentration may be biased high due to matrix interferences (i.e, co-elution) with non-target compound(s). The result should be considered estimated.

H - The analysis of pH was performed beyond the regulatory-required holding time of 15 minutes from the time of sample collection.

I - The lower value for the two columns has been reported due to obvious interference.

J - Estimated value. This represents an estimated concentration for Tentatively Identified Compounds (TICs).

M - Reporting Limit (RL) exceeds the MCP CAM Reporting Limit for this analyte.

ND - Not detected at the reporting limit (RL) for the sample.

NJ - Presumptive evidence of compound. This represents an estimated concentration for Tentatively Identified Compounds (TICs), where the identification is based on a mass spectral library search.

P - The RPD between the results for the two columns exceeds the method-specified criteria.

Q - The quality control sample exceeds the associated acceptance criteria. For DOD-related projects, LCS and/or Continuing Calibration Standard exceedences are also qualified on all associated sample results. Note: This flag is not applicable for matrix spike recoveries when the sample concentration is greater than 4x the spike added or for batch duplicate RPD when the sample concentrations are less

Project Name: SALEM DEPOT
Project Number: 52223.00
Lab Number: L2008252
Report Date: 03/03/20

Data Qualifiers

than 5x the RL. (Metals only.)

R - Analytical results are from sample re-analysis.

RE - Analytical results are from sample re-extraction.

S - Analytical results are from modified screening analysis.

Project Name: SALEM DEPOT **Lab Number:** L2008252
Project Number: 52223.00 **Report Date:** 03/03/20

REFERENCES

1 Test Methods for Evaluating Solid Waste: Physical/Chemical Methods. EPA SW-846. Third Edition. Updates I - IV, 2007.

121 Standard Methods for the Examination of Water and Wastewater. APHA-AWWA-WEF. Standard Methods Online.

125 Test Methods for Evaluating Solid Waste: Physical/Chemical Methods. EPA SW-846. Third Edition. Updates IIIA, April 1998.

LIMITATION OF LIABILITIES

Alpha Analytical performs services with reasonable care and diligence normal to the analytical testing laboratory industry. In the event of an error, the sole and exclusive responsibility of Alpha Analytical shall be to re-perform the work at it's own expense. In no event shall Alpha Analytical be held liable for any incidental, consequential or special damages, including but not limited to, damages in any way connected with the use of, interpretation of, information or analysis provided by Alpha Analytical.

We strongly urge our clients to comply with EPA protocol regarding sample volume, preservation, cooling, containers, sampling procedures, holding time and splitting of samples in the field.

Certification Information

The following analytes are not included in our Primary NELAP Scope of Accreditation:

Westborough Facility
EPA 624/624.1: m/p-xylene, o-xylene
EPA 8260C: NPW: 1,2,4,5-Tetramethylbenzene; 4-Ethyltoluene, Azobenzene; SCM: Iodomethane (methyl iodide), 1,2,4,5-Tetramethylbenzene; 4-Ethyltoluene.
EPA 8270D: NPW: Dimethylnaphthalene,1,4-Diphenylhydrazine; SCM: Dimethylnaphthalene,1,4-Diphenylhydrazine.
SM4500: NPW: Amenable Cyanide; SCM: Total Phosphorus, TKN, NO2, NO3.

Mansfield Facility
SM 2540D: TSS
EPA 8082A: NPW: PCB: 1, 5, 31, 87,101, 110, 141, 151, 153, 180, 183, 187.
EPA TO-15: Halothane, 2,4,4-Trimethyl-2-pentene, 2,4,4-Trimethyl-1-pentene, Thiophene, 2-Methylthiophene, 3-Methylthiophene, 2-Ethylthiophene, 1,2,3-Trimethylbenzene, Indan, Indene, 1,2,4,5-Tetramethylbenzene, Benzothiophene, 1-Methylnaphthalene.
EPA TO-12 Non-methane organics
EPA 3C Fixed gases
Biological Tissue Matrix: EPA 3050B

The following analytes are included in our Massachusetts DEP Scope of Accreditation

Westborough Facility:

Drinking Water
EPA 300.0: Chloride, Nitrate-N, Fluoride, Sulfate; **EPA 353.2**: Nitrate-N, Nitrite-N; **SM4500NO3-F**: Nitrate-N, Nitrite-N; **SM4500F-C, SM4500CN-CE, EPA 180.1, SM2130B, SM4500Cl-D, SM2320B, SM2540C, SM4500H-B, SM4500NO2-B**
EPA 332: Perchlorate; **EPA 524.2:** THMs and VOCs; **EPA 504.1:** EDB, DBCP.
Microbiology: **SM9215B; SM9223-P/A, SM9223B-Colilert-QT,SM9222D**.

Non-Potable Water
SM4500H,B, EPA 120.1, SM2510B, SM2540C, SM2320B, SM4500CL-E, SM4500F-BC, SM4500NH3-BH: Ammonia-N and Kjeldahl-N, **EPA 350.1**: Ammonia-N, **LACHAT 10-107-06-1-B**: Ammonia-N, **EPA 351.1, SM4500NO3-F, EPA 353.2**: Nitrate-N**, SM4500P-E, SM4500P-B, E, SM4500SO4-E, SM5220D, EPA 410.4, SM5210B, SM5310C, SM4500CL-D, EPA 1664, EPA 420.1, SM4500-CN-CE, SM2540D, EPA 300: Chloride, Sulfate, Nitrate.**
EPA 624.1: Volatile Halocarbons & Aromatics,
EPA 608.3: Chlordane, Toxaphene, Aldrin, alpha-BHC, beta-BHC, gamma-BHC, delta-BHC, Dieldrin, DDD, DDE, DDT, Endosulfan I, Endosulfan II, Endosulfan sulfate, Endrin, Endrin Aldehyde, Heptachlor, Heptachlor Epoxide, PCBs
EPA 625.1: SVOC (Acid/Base/Neutral Extractables), **EPA 600/4-81-045**: PCB-Oil.
Microbiology: **SM9223B-Colilert-QT; Enterolert-QT, SM9221E, EPA 1600, EPA 1603.**

Mansfield Facility:

Drinking Water
EPA 200.7: Al, Ba, Cd, Cr, Cu, Fe, Mn, Ni, Na, Ag, Ca, Zn. **EPA 200.8:** Al, Sb, As, Ba, Be, Cd, Cr, Cu, Pb, Mn, Ni, Se, Ag, TL, Zn. **EPA 245.1** Hg.
EPA 522.

Non-Potable Water
EPA 200.7: Al, Sb, As, Be, Cd, Ca, Cr, Co, Cu, Fe, Pb, Mg, Mn, Mo, Ni, K, Se, Ag, Na, Sr, TL, Ti, V, Zn.
EPA 200.8: Al, Sb**,** As, Be, Cd, Cr, Cu, Fe, Pb, Mn, Ni, K, Se, Ag, Na, TL, Zn.
EPA 245.1 Hg.
SM2340B

For a complete listing of analytes and methods, please contact your Alpha Project Manager.

CHAIN OF CUSTODY

PAGE 1 OF 3

ALPHA ANALYTICAL — World Class Chemistry

Westborough, MA TEL: 508-898-9220 FAX: 508-898-9193
Mansfield, MA TEL: 508-822-9300 FAX: 508-822-3288

Date Rec'd in Lab: 2/25/20

ALPHA Job #: L2008252

Client Information

Client: VHB
Address: 101 Walnut Street
Watertown, MA
Phone: 609-385-3919
Fax:
Email: mmazzone;pcornell@vhb.com

☐ These samples have been Previously analyzed by Alpha

Project Information

Project Name: Salem Depot
Project Location: Salem, NH
Project #: 52223.00
Project Manager: Paige Cornell
ALPHA Quote #:

Turn-Around Time

☒ Standard ☐ Rush (ONLY IF PRE-APPROVED)

Due Date: Time:

Report Information

☐ FAX ☒ EMAIL
☒ ADEx ☐ Add'l Deliverables

Data Deliverables

Billing Information

☒ Same as Client info PO #: 52223.00

Regulatory Requirements/Report Limits

State/Fed Program	Criteria
New Hampshire	

Other Project Specific Requirements/Comments/Detection Limits:

All VOA vials frozen on day of collection
*Substitute MCP 14 metals with RCRA 8 metals
No MCP methods; New Hampshrie Project
TCLP 20x rule
**VOA vials for VOC analysis submitted on 02/19/2020

ANALYSIS

SAMPLE HANDLING
Filtration
☐ Done
☒ Not Needed
☐ Lab to do
Preservation
☐ Lab to do
(Please specify below)

ALPHA Lab ID (Lab Use Only)	Sample ID	Collection Date	Collection Time	Sample Matrix	Sampler's Initials	VHBMCPSLPKG*												Sample Specific Comments	TOTAL # BOTTLES
8252-01	SB-3 (0-10)	2/24/20	830	SOIL	MJM	☒	☐	☐	☐	☐	☐	☐	☐	☐	☐	☐	☐		8
02	SB-5 (0-8)	2/24/20	900	SOIL	MJM	☒	☐	☐	☐	☐	☐	☐	☐	☐	☐	☐	☐		8
03	SB-8 (0-10)	2/18/20	~~2215~~ 1500	SOIL	MJM	☒	☐	☐	☐	☐	☐	☐	☐	☐	☐	☐	☐	**	3
04	SB-13 (0-10)	2/24/20	1000	SOIL	MJM	☒	☐	☐	☐	☐	☐	☐	☐	☐	☐	☐	☐		8
05	SB-18 (0-6)	2/21/20	900	SOIL	MJM	☒	☐	☐	☐	☐	☐	☐	☐	☐	☐	☐	☐		8
06	SB-19 (0-6)	2/21/20	930	SOIL	MJM	☒	☐	☐	☐	☐	☐	☐	☐	☐	☐	☐	☐		8
07	SB-20 (0-10)	2/24/20	1030	SOIL	MJM	☒	☐	☐	☐	☐	☐	☐	☐	☐	☐	☐	☐		8
08	SB-21 (0-3)	2/20/20	900	SOIL	MJM	☒	☐	☐	☐	☐	☐	☐	☐	☐	☐	☐	☐		8
09	SB-22 (0-3)	2/20/20	930	SOIL	MJM	☒	☐	☐	☐	☐	☐	☐	☐	☐	☐	☐	☐		8
10	SB-23 (0-10)	2/24/20	1100	SOIL	MJM	☒	☐	☐	☐	☐	☐	☐	☐	☐	☐	☐	☐		8
					Container Type	NV	-	-	-	-	-	-	-	-	-	-	-		
					Preservative	-	-	-	-	-	-	-	-	-	-	-	-		

Relinquished By:	Date/Time	Received By:	Date/Time
[signature]	2/25 1215	[signature] AAC	2/25 1215
[signature] AAC	2/25/20 1810	[signature]	2/25/20 1820

Please print clearly, legibly and completely. Samples can not be logged in and turnaround time clock will not start until any ambiguities are resolved. All samples submitted are subject to Alpha's Payment Terms.

FORM NO: 01-01(I)(H)
(rev. 5-JAN-12)

CHAIN OF CUSTODY

PAGE 2 OF 3

ALPHA ANALYTICAL — World Class Chemistry

Westborough, MA TEL: 508-898-9220 FAX: 508-898-9193
Mansfield, MA TEL: 508-822-9300 FAX: 508-822-3288

Date Rec'd in Lab: 2/25/20

ALPHA Job #: L2008252

Project Information

Project Name: Salem Depot

Project Location: Salem, NH

Project #: 52223.00

Project Manager: Paige Cornell

ALPHA Quote #:

Turn-Around Time

☒ Standard ☐ Rush (ONLY IF PRE-APPROVED)

Due Date: Time:

Report Information Data Deliverables

☐ FAX ☒ EMAIL

☒ ADEx ☐ Add'l Deliverables

Billing Information

☒ Same as Client info PO #: 52223.00

Regulatory Requirements/Report Limits

State/Fed Program	Criteria
New Hampshire	

Client Information

Client: VHB

Address: 101 Walnut Street

Watertown, MA

Phone: 609-385-3919

Fax:

Email: mmazzone;pcornell@vhb.com

☐ These samples have been Previously analyzed by Alpha

Other Project Specific Requirements/Comments/Detection Limits:

All VOA vials frozen on day of collection
*Substitute MCP 14 metals with RCRA 8 metals
No MCP methods; New Hampshire Project.
TCLP 20x rule

ANALYSIS

SAMPLE HANDLING
Filtration
☐ Done
☒ Not Needed
☐ Lab to do
Preservation
☐ Lab to do
(Please specify below)

ALPHA Lab ID (Lab Use Only)	Sample ID	Collection Date	Collection Time	Sample Matrix	Sampler's Initials	VHBMCPSLPKG*												Sample Specific Comments	TOTAL # BOTTLES
08252-11	SB-24 (0-10)	2/21/20	1100	SOIL	MJM	☒	☐	☐	☐	☐	☐	☐	☐	☐	☐	☐	☐		6
12	SB-25 (0-6)	2/20/20	1130	SOIL	MJM	☒	☐	☐	☐	☐	☐	☐	☐	☐	☐	☐	☐		6
13	SB-26 (0-6)	2/20/20	1300	SOIL	MJM	☒	☐	☐	☐	☐	☐	☐	☐	☐	☐	☐	☐		3
14	SB-27 (0-3)	2/20/20	1315	SOIL	MJM	☒	☐	☐	☐	☐	☐	☐	☐	☐	☐	☐	☐		5
15	SB-28 (0-3)	2/20/20	1330	SOIL	MJM	☒	☐	☐	☐	☐	☐	☐	☐	☐	☐	☐	☐		6
16	SB-29 (0-6)	2/20/20	1400	SOIL	MJM	☒	☐	☐	☐	☐	☐	☐	☐	☐	☐	☐	☐		6
17	SB-30 (0-3)	2/20/20	1430	SOIL	MJM	☒	☐	☐	☐	☐	☐	☐	☐	☐	☐	☐	☐		6
18	SB-31 (0-3)	2/20/20	1500	SOIL	MJM	☒	☐	☐	☐	☐	☐	☐	☐	☐	☐	☐	☐		6
19	SB-32 (0-3)	2/20/20	1600	SOIL	MJM	☒	☐	☐	☐	☐	☐	☐	☐	☐	☐	☐	☐		6
20	SB-33 (0-6)	2/21/20	1400	SOIL	MJM	☒	☐	☐	☐	☐	☐	☐	☐	☐	☐	☐	☐		6
					Container Type	A/W	-	-	-	-	-	-	-	-	-	-	-		
					Preservative	-	-	-	-	-	-	-	-	-	-	-	-		

Relinquished By:	Date/Time	Received By:	Date/Time
[signature]	2/25 1215	[signature] ARC	2/25 1215
[signature] ARC	2/25/20 1510	[signature]	2/25/20 1510

Please print clearly, legibly and completely. Samples can not be logged in and turnaround time clock will not start until any ambiguities are resolved. All samples submitted are subject to Alpha's Payment Terms.

FORM NO: 01-01(I-N,I)
(rev. 5-JAN-12)

CHAIN OF CUSTODY

PAGE 3 OF 3

ALPHA ANALYTICAL — World Class Chemistry

Westborough, MA TEL: 508-898-9220 FAX: 508-898-9193
Mansfield, MA TEL: 508-822-9300 FAX: 508-822-3288

Date Rec'd in Lab: 2/25/20

ALPHA Job #: L2008252

Project Information

Project Name: Salem Depot

Project Location: Salem, NH

Project #: 52223.00

Project Manager: Paige Cornell

ALPHA Quote #:

Report Information Data Deliverables

☐ FAX ☒ EMAIL

☒ ADEx ☐ Add'l Deliverables

Billing Information

☒ Same as Client info PO #: 52223.00

Regulatory Requirements/Report Limits

State/Fed Program	Criteria
New Hampshire	

Client Information

Client: VHB

Address: 101 Walnut Street

Watertown, MA

Phone: 609-385-3919

Fax:

Email: mmazzone;pcornell@vhb.com

☐ These samples have been Previously analyzed by Alpha

Turn-Around Time

☒ Standard ☐ Rush (ONLY IF PRE-APPROVED)

Due Date: Time:

Other Project Specific Requirements/Comments/Detection Limits:

All VOA vials frozen on day of collection
*Substitute MCP 14 metals with RCRA 8 metals
No MCP methods; New Hampshire Project.
TCLP 20x rule

ANALYSIS

SAMPLE HANDLING
Filtration
☐ Done
☒ Not Needed
☐ Lab to do
Preservation
☐ Lab to do
(Please specify below)

ALPHA Lab ID (Lab Use Only)	Sample ID	Collection Date	Collection Time	Sample Matrix	Sampler's Initials	VHBMCPSLPKG*												Sample Specific Comments	TOTAL # BOTTLES
08252-24	SB-34 (0-6)	2/21/20	1430	SOIL	MJM	☒	☐	☐	☐	☐	☐	☐	☐	☐	☐	☐	☐		8
						☐	☐	☐	☐	☐	☐	☐	☐	☐	☐	☐	☐		8
						☐	☐	☐	☐	☐	☐	☐	☐	☐	☐	☐	☐		3
						☐	☐	☐	☐	☐	☐	☐	☐	☐	☐	☐	☐		8
						☐	☐	☐	☐	☐	☐	☐	☐	☐	☐	☐	☐		8
						☐	☐	☐	☐	☐	☐	☐	☐	☐	☐	☐	☐		6
						☐	☐	☐	☐	☐	☐	☐	☐	☐	☐	☐	☐		6
						☐	☐	☐	☐	☐	☐	☐	☐	☐	☐	☐	☐		6
						☐	☐	☐	☐	☐	☐	☐	☐	☐	☐	☐	☐		8
						☐	☐	☐	☐	☐	☐	☐	☐	☐	☐	☐	☐		6
				Container Type		AIV	-	-	-	-	-	-	-	-	-	-	-		
				Preservative		-	-	-	-	-	-	-	-	-	-	-	-		

Relinquished By:	Date/Time	Received By:	Date/Time
[illegible]	2/25 1215	[illegible] AIC	2/25 1215
[illegible] AIC	2/25/20 1810	[illegible]	2/26/20 1500

Please print clearly, legibly and completely. Samples can not be logged in and turnaround time clock will not start until any ambiguities are resolved. All samples submitted are subject to Alpha's Payment Terms.

FORM NO: 01-SN(I-N) (rev. 5-JAN-12)

ANALYTICAL REPORT

Lab Number:	L2009539
Client:	VHB Environmental Engineering 101 Walnut Street Watertown, MA 02471
ATTN:	Paige Cornell
Phone:	(617) 607-1841
Project Name:	SALEM DEPOT
Project Number:	52223.00
Report Date:	03/11/20

The original project report/data package is held by Alpha Analytical. This report/data package is paginated and should be reproduced only in its entirety. Alpha Analytical holds no responsibility for results and/or data that are not consistent with the original.

Certifications & Approvals: MA (M-MA086), NH NELAP (2064), CT (PH-0574), IL (200077), ME (MA00086), MD (348), NJ (MA935), NY (11148), NC (25700/666), PA (68-03671), RI (LAO00065), TX (T104704476), VT (VT-0935), VA (460195), USDA (Permit #P330-17-00196).

Eight Walkup Drive, Westborough, MA 01581-1019
508-898-9220 (Fax) 508-898-9193 800-624-9220 - www.alphalab.com

Project Name: SALEM DEPOT
Project Number: 52223.00

Lab Number: L2009539
Report Date: 03/11/20

Alpha Sample ID	Client ID	Matrix	Sample Location	Collection Date/Time	Receive Date
L2009539-01	SB-18 (0-6)	SOIL	SALEM, NH	02/21/20 09:00	02/25/20
L2009539-02	SB-21 (0-3)	SOIL	SALEM, NH	02/20/20 09:00	02/25/20
L2009539-03	SB-29 (0-6)	SOIL	SALEM, NH	02/20/20 14:00	02/25/20

Project Name:	SALEM DEPOT	**Lab Number:**	L2009539
Project Number:	52223.00	**Report Date:**	03/11/20

Case Narrative

The samples were received in accordance with the Chain of Custody and no significant deviations were encountered during the preparation or analysis unless otherwise noted. Sample Receipt, Container Information, and the Chain of Custody are located at the back of the report.

Results contained within this report relate only to the samples submitted under this Alpha Lab Number and meet NELAP requirements for all NELAP accredited parameters unless otherwise noted in the following narrative. The data presented in this report is organized by parameter (i.e. VOC, SVOC, etc.). Sample specific Quality Control data (i.e. Surrogate Spike Recovery) is reported at the end of the target analyte list for each individual sample, followed by the Laboratory Batch Quality Control at the end of each parameter. Tentatively Identified Compounds (TICs), if requested, are reported for compounds identified to be present and are not part of the method/program Target Compound List, even if only a subset of the TCL are being reported. If a sample was re-analyzed or re-extracted due to a required quality control corrective action and if both sets of data are reported, the Laboratory ID of the re-analysis or re-extraction is designated with an "R" or "RE", respectively.

When multiple Batch Quality Control elements are reported (e.g. more than one LCS), the associated samples for each element are noted in the grey shaded header line of each data table. Any Laboratory Batch, Sample Specific % recovery or RPD value that is outside the listed Acceptance Criteria is bolded in the report. In reference to questions H (CAM) or 4 (RCP) when "NO" is checked, the performance criteria for CAM and RCP methods allow for some quality control failures to occur and still be within method compliance. In these instances, the specific failure is not narrated but noted in the associated QC Outlier Summary Report, located directly after the Case Narrative. QC information is also incorporated in the Data Usability Assessment table (Format 11) of our Data Merger tool, where it can be reviewed in conjunction with the sample result, associated regulatory criteria and any associated data usability implications.

Soil/sediments, solids and tissues are reported on a dry weight basis unless otherwise noted. Definitions of all data qualifiers and acronyms used in this report are provided in the Glossary located at the back of the report.

HOLD POLICY - For samples submitted on hold, Alpha's policy is to hold samples (with the exception of Air canisters) free of charge for 21 calendar days from the date the project is completed. After 21 calendar days, we will dispose of all samples submitted including those put on hold unless you have contacted your Alpha Project Manager and made arrangements for Alpha to continue to hold the samples. Air canisters will be disposed after 3 business days from the date the project is completed.

Please contact Project Management at 800-624-9220 with any questions.

I, the undersigned, attest under the pains and penalties of perjury that, to the best of my knowledge and belief and based upon my personal inquiry of those responsible for providing the information contained in this analytical report, such information is accurate and complete. This certificate of analysis is not complete unless this page accompanies any and all pages of this report.

Authorized Signature: Caitlin Walukevich Caitlin Walukevich

Title: Technical Director/Representative Date: 03/11/20

METALS

Project Name: SALEM DEPOT
Project Number: 52223.00

Lab Number: L2009539
Report Date: 03/11/20

SAMPLE RESULTS

Lab ID: L2009539-01
Client ID: SB-18 (0-6)
Sample Location: SALEM, NH

Sample Depth:
Matrix: Soil

Date Collected: 02/21/20 09:00
Date Received: 02/25/20
Field Prep: Not Specified

TCLP/SPLP Ext. Date: 03/05/20 05:55

Parameter	Result	Qualifier	Units	RL	MDL	Dilution Factor	Date Prepared	Date Analyzed	Prep Method	Analytical Method	Analyst
TCLP Metals by EPA 1311 - Mansfield Lab											
Lead, TCLP	0.792		mg/l	0.500	--	1	03/10/20 01:30	03/11/20 12:49	EPA 3015	1,6010D	LC

Project Name: SALEM DEPOT
Project Number: 52223.00

Lab Number: L2009539
Report Date: 03/11/20

SAMPLE RESULTS

Lab ID: L2009539-02
Client ID: SB-21 (0-3)
Sample Location: SALEM, NH

Sample Depth:
Matrix: Soil

Date Collected: 02/20/20 09:00
Date Received: 02/25/20
Field Prep: Not Specified

TCLP/SPLP Ext. Date: 03/05/20 05:55

Parameter	Result	Qualifier	Units	RL	MDL	Dilution Factor	Date Prepared	Date Analyzed	Prep Method	Analytical Method	Analyst
TCLP Metals by EPA 1311 - Mansfield Lab											
Lead, TCLP	ND		mg/l	0.500	--	1	03/10/20 01:30	03/11/20 13:21	EPA 3015	1,6010D	LC

Project Name: SALEM DEPOT
Project Number: 52223.00
Lab Number: L2009539
Report Date: 03/11/20

SAMPLE RESULTS

Lab ID: L2009539-03
Client ID: SB-29 (0-6)
Sample Location: SALEM, NH

Sample Depth:
Matrix: Soil

Date Collected: 02/20/20 14:00
Date Received: 02/25/20
Field Prep: Not Specified

TCLP/SPLP Ext. Date: 03/05/20 05:55

Parameter	Result	Qualifier	Units	RL	MDL	Dilution Factor	Date Prepared	Date Analyzed	Prep Method	Analytical Method	Analyst
TCLP Metals by EPA 1311 - Mansfield Lab											
Lead, TCLP	ND		mg/l	0.500	--	1	03/10/20 01:30	03/11/20 13:26	EPA 3015	1,6010D	LC

Project Name: SALEM DEPOT
Project Number: 52223.00
Lab Number: L2009539
Report Date: 03/11/20

Method Blank Analysis
Batch Quality Control

Parameter	Result	Qualifier	Units	RL	MDL	Dilution Factor	Date Prepared	Date Analyzed	Analytical Method	Analyst
TCLP Metals by EPA 1311 - Mansfield Lab for sample(s): 01-03 Batch: WG1348830-1										
Lead, TCLP	ND		mg/l	0.500	--	1	03/10/20 01:30	03/11/20 12:20	1,6010D	LC

Prep Information

Digestion Method: EPA 3015

TCLP/SPLP Extraction Date: 03/05/20 05:55

Lab Control Sample Analysis
Batch Quality Control

Project Name: SALEM DEPOT
Project Number: 52223.00

Lab Number: L2009539
Report Date: 03/11/20

Parameter	LCS %Recovery	Qual	LCSD %Recovery	Qual	%Recovery Limits	RPD	Qual	RPD Limits
TCLP Metals by EPA 1311 - Mansfield Lab Associated sample(s): 01-03 Batch: WG1348830-2								
Lead, TCLP	97		-		75-125	-		20

Matrix Spike Analysis
Batch Quality Control

Project Name: SALEM DEPOT
Project Number: 52223.00

Lab Number: L2009539
Report Date: 03/11/20

Parameter	Native Sample	MS Added	MS Found	MS %Recovery	Qual	MSD Found	MSD %Recovery	Qual	Recovery Limits	RPD	Qual	RPD Limits
TCLP Metals by EPA 1311 - Mansfield Lab Associated sample(s): 01-03 QC Batch ID: WG1348830-3 QC Sample: L2009539-01 Client ID: SB-18 (0-6)												
Lead, TCLP	0.792	5.1	5.81	98		-	-		75-125	-		20

Lab Duplicate Analysis

Batch Quality Control

Project Name: SALEM DEPOT

Project Number: 52223.00

Lab Number: L2009539

Report Date: 03/11/20

Parameter	Native Sample	Duplicate Sample	Units	RPD	Qual	RPD Limits
TCLP Metals by EPA 1311 - Mansfield Lab Associated sample(s): 01-03 QC Batch ID: WG1348830-4 QC Sample: L2009539-01 Client ID: SB-18 (0-6)						
Lead, TCLP	0.792	0.797	mg/l	1		20

Project Name: SALEM DEPOT
Project Number: 52223.00

Lab Number: L2009539
Report Date: 03/11/20

Sample Receipt and Container Information

Were project specific reporting limits specified? YES

Cooler Information

Cooler	Custody Seal
A	Absent
B	Absent
C	Absent

Container Information

Container ID	Container Type	Cooler	Initial pH	Final pH	Temp deg C	Pres	Seal	Frozen Date/Time	Analysis(*)
L2009539-01F	Glass 500ml/16oz unpreserved	A	NA		3.6	Y	Absent		-
L2009539-01X	Plastic 120ml HNO3 preserved Extracts	A	NA		3.6	Y	Absent		PB-CI(180)
L2009539-01X9	Tumble Vessel	A	NA		3.6	Y	Absent		-
L2009539-02F	Glass 500ml/16oz unpreserved	B	NA		3.0	Y	Absent		-
L2009539-02X	Plastic 120ml HNO3 preserved Extracts	B	NA		3.0	Y	Absent		PB-CI(180)
L2009539-02X9	Tumble Vessel	B	NA		3.0	Y	Absent		-
L2009539-03F	Glass 500ml/16oz unpreserved	C	NA		2.6	Y	Absent		-
L2009539-03X	Plastic 120ml HNO3 preserved Extracts	C	NA		2.6	Y	Absent		PB-CI(180)
L2009539-03X9	Tumble Vessel	C	NA		2.6	Y	Absent		-

*Values in parentheses indicate holding time in days

Project Name:	SALEM DEPOT	**Lab Number:**	L2009539
Project Number:	52223.00	**Report Date:**	03/11/20

GLOSSARY

Acronyms

DL	- Detection Limit: This value represents the level to which target analyte concentrations are reported as estimated values, when those target analyte concentrations are quantified below the limit of quantitation (LOQ). The DL includes any adjustments from dilutions, concentrations or moisture content, where applicable. (DoD report formats only.)
EDL	- Estimated Detection Limit: This value represents the level to which target analyte concentrations are reported as estimated values, when those target analyte concentrations are quantified below the reporting limit (RL). The EDL includes any adjustments from dilutions, concentrations or moisture content, where applicable. The use of EDLs is specific to the analysis of PAHs using Solid-Phase Microextraction (SPME).
EMPC	- Estimated Maximum Possible Concentration: The concentration that results from the signal present at the retention time of an analyte when the ions meet all of the identification criteria except the ion abundance ratio criteria. An EMPC is a worst-case estimate of the concentration.
EPA	- Environmental Protection Agency.
LCS	- Laboratory Control Sample: A sample matrix, free from the analytes of interest, spiked with verified known amounts of analytes or a material containing known and verified amounts of analytes.
LCSD	- Laboratory Control Sample Duplicate: Refer to LCS.
LFB	- Laboratory Fortified Blank: A sample matrix, free from the analytes of interest, spiked with verified known amounts of analytes or a material containing known and verified amounts of analytes.
LOD	- Limit of Detection: This value represents the level to which a target analyte can reliably be detected for a specific analyte in a specific matrix by a specific method. The LOD includes any adjustments from dilutions, concentrations or moisture content, where applicable. (DoD report formats only.)
LOQ	- Limit of Quantitation: The value at which an instrument can accurately measure an analyte at a specific concentration. The LOQ includes any adjustments from dilutions, concentrations or moisture content, where applicable. (DoD report formats only.) Limit of Quantitation: The value at which an instrument can accurately measure an analyte at a specific concentration. The LOQ includes any adjustments from dilutions, concentrations or moisture content, where applicable. (DoD report formats only.)
MDL	- Method Detection Limit: This value represents the level to which target analyte concentrations are reported as estimated values, when those target analyte concentrations are quantified below the reporting limit (RL). The MDL includes any adjustments from dilutions, concentrations or moisture content, where applicable.
MS	- Matrix Spike Sample: A sample prepared by adding a known mass of target analyte to a specified amount of matrix sample for which an independent estimate of target analyte concentration is available. For Method 332.0, the spike recovery is calculated using the native concentration, including estimated values.
MSD	- Matrix Spike Sample Duplicate: Refer to MS.
NA	- Not Applicable.
NC	- Not Calculated: Term is utilized when one or more of the results utilized in the calculation are non-detect at the parameter's reporting unit.
NDPA/DPA	- N-Nitrosodiphenylamine/Diphenylamine.
NI	- Not Ignitable.
NP	- Non-Plastic: Term is utilized for the analysis of Atterberg Limits in soil.
RL	- Reporting Limit: The value at which an instrument can accurately measure an analyte at a specific concentration. The RL includes any adjustments from dilutions, concentrations or moisture content, where applicable.
RPD	- Relative Percent Difference: The results from matrix and/or matrix spike duplicates are primarily designed to assess the precision of analytical results in a given matrix and are expressed as relative percent difference (RPD). Values which are less than five times the reporting limit for any individual parameter are evaluated by utilizing the absolute difference between the values; although the RPD value will be provided in the report.
SRM	- Standard Reference Material: A reference sample of a known or certified value that is of the same or similar matrix as the associated field samples.
STLP	- Semi-dynamic Tank Leaching Procedure per EPA Method 1315.
TEF	- Toxic Equivalency Factors: The values assigned to each dioxin and furan to evaluate their toxicity relative to 2,3,7,8-TCDD.
TEQ	- Toxic Equivalent: The measure of a sample's toxicity derived by multiplying each dioxin and furan by its corresponding TEF and then summing the resulting values.
TIC	- Tentatively Identified Compound: A compound that has been identified to be present and is not part of the target compound list (TCL) for the method and/or program. All TICs are qualitatively identified and reported as estimated concentrations.

Footnotes

Report Format: Data Usability Report

Project Name:	SALEM DEPOT	**Lab Number:**	L2009539
Project Number:	52223.00	**Report Date:**	03/11/20

1 - The reference for this analyte should be considered modified since this analyte is absent from the target analyte list of the original method.

Terms

Analytical Method: Both the document from which the method originates and the analytical reference method. (Example: EPA 8260B is shown as 1,8260B.) The codes for the reference method documents are provided in the References section of the Addendum.

Difference: With respect to Total Oxidizable Precursor (TOP) Assay analysis, the difference is defined as the Post-Treatment value minus the Pre-Treatment value.

Final pH: As it pertains to Sample Receipt & Container Information section of the report, Final pH reflects pH of container determined after adjustment at the laboratory, if applicable. If no adjustment required, value reflects Initial pH.

Frozen Date/Time: With respect to Volatile Organics in soil, Frozen Date/Time reflects the date/time at which associated Reagent Water-preserved vials were initially frozen. Note: If frozen date/time is beyond 48 hours from sample collection, value will be reflected in 'bold'.

Initial pH: As it pertains to Sample Receipt & Container Information section of the report, Initial pH reflects pH of container determined upon receipt, if applicable.

PAH Total: With respect to Alkylated PAH analyses, the 'PAHs, Total' result is defined as the summation of results for all or a subset of the following compounds: Naphthalene, C1-C4 Naphthalenes, 2-Methylnaphthalene, 1-Methylnaphthalene, Biphenyl, Acenaphthylene, Acenaphthene, Fluorene, C1-C3 Fluorenes, Phenanthrene, C1-C4 Phenanthrenes/Anthracenes, Anthracene, Fluoranthene, Pyrene, C1-C4 Fluoranthenes/Pyrenes, Benz(a)anthracene, Chrysene, C1-C4 Chrysenes, Benzo(b)fluoranthene, Benzo(j)+(k)fluoranthene, Benzo(e)pyrene, Benzo(a)pyrene, Perylene, Indeno(1,2,3-cd)pyrene, Dibenz(ah)+(ac)anthracene, Benzo(g,h,i)perylene. If a 'Total' result is requested, the results of its individual components will also be reported.

PFAS Total: With respect to PFAS analyses, the 'PFAS, Total (5)' result is defined as the summation of results for: PFHpA, PFHxS, PFOA, PFNA and PFOS. If a 'Total' result is requested, the results of its individual components will also be reported.

The target compound Chlordane (CAS No. 57-74-9) is reported for GC ECD analyses. Per EPA,this compound "refers to a mixture of chlordane isomers, other chlorinated hydrocarbons and numerous other components." (Reference: USEPA Toxicological Review of Chlordane, In Support of Summary Information on the Integrated Risk Information System (IRIS), December 1997.)

Total: With respect to Organic analyses, a 'Total' result is defined as the summation of results for individual isomers or Aroclors. If a 'Total' result is requested, the results of its individual components will also be reported. This is applicable to 'Total' results for methods 8260, 8081 and 8082.

Data Qualifiers

A - Spectra identified as "Aldol Condensates" are byproducts of the extraction/concentration procedures when acetone is introduced in the process.

B - The analyte was detected above the reporting limit in the associated method blank. Flag only applies to associated field samples that have detectable concentrations of the analyte at less than ten times (10x) the concentration found in the blank. For MCP-related projects, flag only applies to associated field samples that have detectable concentrations of the analyte at less than ten times (10x) the concentration found in the blank. For DOD-related projects, flag only applies to associated field samples that have detectable concentrations of the analyte at less than ten times (10x) the concentration found in the blank AND the analyte was detected above one-half the reporting limit (or above the reporting limit for common lab contaminants) in the associated method blank. For NJ-Air-related projects, flag only applies to associated field samples that have detectable concentrations of the analyte above the reporting limit. For NJ-related projects (excluding Air), flag only applies to associated field samples that have detectable concentrations of the analyte, which was detected above the reporting limit in the associated method blank or above five times the reporting limit for common lab contaminants (Phthalates, Acetone, Methylene Chloride, 2-Butanone).

C - Co-elution: The target analyte co-elutes with a known lab standard (i.e. surrogate, internal standards, etc.) for co-extracted analyses.

D - Concentration of analyte was quantified from diluted analysis. Flag only applies to field samples that have detectable concentrations of the analyte.

E - Concentration of analyte exceeds the range of the calibration curve and/or linear range of the instrument.

G - The concentration may be biased high due to matrix interferences (i.e, co-elution) with non-target compound(s). The result should be considered estimated.

H - The analysis of pH was performed beyond the regulatory-required holding time of 15 minutes from the time of sample collection.

I - The lower value for the two columns has been reported due to obvious interference.

J - Estimated value. This represents an estimated concentration for Tentatively Identified Compounds (TICs).

M - Reporting Limit (RL) exceeds the MCP CAM Reporting Limit for this analyte.

ND - Not detected at the reporting limit (RL) for the sample.

NJ - Presumptive evidence of compound. This represents an estimated concentration for Tentatively Identified Compounds (TICs), where the identification is based on a mass spectral library search.

P - The RPD between the results for the two columns exceeds the method-specified criteria.

Q - The quality control sample exceeds the associated acceptance criteria. For DOD-related projects, LCS and/or Continuing Calibration Standard exceedences are also qualified on all associated sample results. Note: This flag is not applicable for matrix spike recoveries when the sample concentration is greater than 4x the spike added or for batch duplicate RPD when the sample concentrations are less

Project Name: SALEM DEPOT
Project Number: 52223.00
Lab Number: L2009539
Report Date: 03/11/20

Data Qualifiers

than 5x the RL. (Metals only.)

R - Analytical results are from sample re-analysis.

RE - Analytical results are from sample re-extraction.

S - Analytical results are from modified screening analysis.

Project Name: SALEM DEPOT **Lab Number:** L2009539
Project Number: 52223.00 **Report Date:** 03/11/20

REFERENCES

1 Test Methods for Evaluating Solid Waste: Physical/Chemical Methods. EPA SW-846. Third Edition. Updates I - IV, 2007.

LIMITATION OF LIABILITIES

Alpha Analytical performs services with reasonable care and diligence normal to the analytical testing laboratory industry. In the event of an error, the sole and exclusive responsibility of Alpha Analytical shall be to re-perform the work at it's own expense. In no event shall Alpha Analytical be held liable for any incidental, consequential or special damages, including but not limited to, damages in any way connected with the use of, interpretation of, information or analysis provided by Alpha Analytical.

We strongly urge our clients to comply with EPA protocol regarding sample volume, preservation, cooling, containers, sampling procedures, holding time and splitting of samples in the field.

Certification Information

The following analytes are not included in our Primary NELAP Scope of Accreditation:

Westborough Facility
EPA 624/624.1: m/p-xylene, o-xylene
EPA 8260C: NPW: 1,2,4,5-Tetramethylbenzene; 4-Ethyltoluene, Azobenzene; SCM: Iodomethane (methyl iodide), 1,2,4,5-Tetramethylbenzene; 4-Ethyltoluene.
EPA 8270D: NPW: Dimethylnaphthalene,1,4-Diphenylhydrazine; SCM: Dimethylnaphthalene,1,4-Diphenylhydrazine.
SM4500: NPW: Amenable Cyanide; SCM: Total Phosphorus, TKN, NO2, NO3.

Mansfield Facility
SM 2540D: TSS
EPA 8082A: NPW: PCB: 1, 5, 31, 87,101, 110, 141, 151, 153, 180, 183, 187.
EPA TO-15: Halothane, 2,4,4-Trimethyl-2-pentene, 2,4,4-Trimethyl-1-pentene, Thiophene, 2-Methylthiophene, 3-Methylthiophene, 2-Ethylthiophene, 1,2,3-Trimethylbenzene, Indan, Indene, 1,2,4,5-Tetramethylbenzene, Benzothiophene, 1-Methylnaphthalene.
EPA TO-12 Non-methane organics
EPA 3C Fixed gases
Biological Tissue Matrix: EPA 3050B

The following analytes are included in our Massachusetts DEP Scope of Accreditation

Westborough Facility:

Drinking Water
EPA 300.0: Chloride, Nitrate-N, Fluoride, Sulfate; **EPA 353.2**: Nitrate-N, Nitrite-N; **SM4500NO3-F**: Nitrate-N, Nitrite-N; **SM4500F-C, SM4500CN-CE, EPA 180.1, SM2130B, SM4500Cl-D, SM2320B, SM2540C, SM4500H-B, SM4500NO2-B**
EPA 332: Perchlorate; **EPA 524.2:** THMs and VOCs; **EPA 504.1:** EDB, DBCP.
Microbiology: **SM9215B; SM9223-P/A, SM9223B-Colilert-QT,SM9222D**.

Non-Potable Water
SM4500H,B, EPA 120.1, SM2510B, SM2540C, SM2320B, SM4500CL-E, SM4500F-BC, SM4500NH3-BH: Ammonia-N and Kjeldahl-N, **EPA 350.1**: Ammonia-N, **LACHAT 10-107-06-1-B**: Ammonia-N, **EPA 351.1, SM4500NO3-F, EPA 353.2**: Nitrate-N**, SM4500P-E, SM4500P-B, E, SM4500SO4-E, SM5220D, EPA 410.4, SM5210B, SM5310C, SM4500CL-D, EPA 1664, EPA 420.1, SM4500-CN-CE, SM2540D, EPA 300: Chloride, Sulfate, Nitrate.**
EPA 624.1: Volatile Halocarbons & Aromatics,
EPA 608.3: Chlordane, Toxaphene, Aldrin, alpha-BHC, beta-BHC, gamma-BHC, delta-BHC, Dieldrin, DDD, DDE, DDT, Endosulfan I, Endosulfan II, Endosulfan sulfate, Endrin, Endrin Aldehyde, Heptachlor, Heptachlor Epoxide, PCBs
EPA 625.1: SVOC (Acid/Base/Neutral Extractables), **EPA 600/4-81-045**: PCB-Oil.
Microbiology: **SM9223B-Colilert-QT; Enterolert-QT, SM9221E, EPA 1600, EPA 1603.**

Mansfield Facility:

Drinking Water
EPA 200.7: Al, Ba, Cd, Cr, Cu, Fe, Mn, Ni, Na, Ag, Ca, Zn. **EPA 200.8:** Al, Sb, As, Ba, Be, Cd, Cr, Cu, Pb, Mn, Ni, Se, Ag, TL, Zn. **EPA 245.1** Hg.
EPA 522.

Non-Potable Water
EPA 200.7: Al, Sb, As, Be, Cd, Ca, Cr, Co, Cu, Fe, Pb, Mg, Mn, Mo, Ni, K, Se, Ag, Na, Sr, TL, Ti, V, Zn.
EPA 200.8: Al, Sb**,** As, Be, Cd, Cr, Cu, Fe, Pb, Mn, Ni, K, Se, Ag, Na, TL, Zn.
EPA 245.1 Hg.
SM2340B

For a complete listing of analytes and methods, please contact your Alpha Project Manager.

L2009539

CHAIN OF CUSTODY

PAGE 1 OF 3

ALPHA ANALYTICAL

Westborough, MA TEL: 508-898-9220 FAX: 508-898-9193

Mansfield, MA TEL: 508-822-9300 FAX: 508-822-3288

Date Rec'd in Lab: 2/25/20

ALPHA Job #: ~~L2008252~~

Client Information

Client: VHB

Address: 101 Walnut Street

Watertown, MA

Phone: 609-385-3919

Fax:

Email: mmazzone;pcornell@vhb.com

☐ These samples have been Previously analyzed by Alpha

Project Information

Project Name: Salem Depot

Project Location: Salem, NH

Project #: 52223.00

Project Manager: Paige Cornell

ALPHA Quote #:

Turn-Around Time

☒ Standard ☐ Rush (ONLY IF PRE-APPROVED)

Due Date: Time:

Report Information Data Deliverables

☐ FAX ☒ EMAIL

☒ ADEx ☐ Add'l Deliverables

Billing Information

☒ Same as Client info PO #: 52223.00

Regulatory Requirements/Report Limits

State/Fed Program: New Hampshire

Criteria:

Other Project Specific Requirements/Comments/Detection Limits:

All VOA vials frozen on day of collection
*Substitute MCP 14 metals with RCRA 8 metals
No MCP methods; New Hampshrie Project.
TCLP 20x rule
**VOA vials for VOC analysis submitted on 02/19/2020

ANALYSIS

SAMPLE HANDLING
Filtration: ☐ Done ☒ Not Needed ☐ Lab to do
Preservation: ☐ Lab to do
(Please specify below)

ALPHA Lab ID (Lab Use Only)	Sample ID	Collection Date	Collection Time	Sample Matrix	Sampler's Initials	VHBMCPSLAKE	TCLP Lead											Sample Specific Comments	TOTAL # BOTTLES
~~01~~	SB-3 (0-10)	2/24/20	830	SOIL	MJM	☒	☐	☐	☐	☐	☐	☐	☐	☐	☐	☐	☐		6
~~02~~	SB-5 (0-8)	2/24/20	900	SOIL	MJM	☒	☐	☐	☐	☐	☐	☐	☐	☐	☐	☐	☐		6
~~03~~	SB-8 (0-10)	2/18/20	~~0915~~ 1500	SOIL	MJM	☒	☐	☐	☐	☐	☐	☐	☐	☐	☐	☐	☐	**	3
~~04~~	SB-13 (0-10)	2/24/20	1000	SOIL	MJM	☒	☐	☐	☐	☐	☐	☐	☐	☐	☐	☐	☐		6
09559-01 ~~05~~	SB-18 (0-6)	2/21/20	900	SOIL	MJM	☒	☒	☐	☐	☐	☐	☐	☐	☐	☐	☐	☐		6
~~06~~	SB-19 (0-6)	2/21/20	930	SOIL	MJM	☒	☐	☐	☐	☐	☐	☐	☐	☐	☐	☐	☐		6
~~07~~	SB-20 (0-10)	2/24/20	1030	SOIL	MJM	☒	☐	☐	☐	☐	☐	☐	☐	☐	☐	☐	☐		6
02 ~~08~~	SB-21 (0-3)	2/20/20	900	SOIL	MJM	☒	☒	☐	☐	☐	☐	☐	☐	☐	☐	☐	☐		6
~~09~~	SB-22 (0-3)	2/20/20	930	SOIL	MJM	☒	☐	☐	☐	☐	☐	☐	☐	☐	☐	☐	☐		6
~~10~~	SB-23 (0-10)	2/24/20	1100	SOIL	MJM	☒	☐	☐	☐	☐	☐	☐	☐	☐	☐	☐	☐		6
				Container Type		- Nv	-	-	-	-	-	-	-	-	-	-	-		
				Preservative		-	-	-	-	-	-	-	-	-	-	-	-		

Relinquished By:	Date/Time	Received By:	Date/Time
[signature]	2/25 1215	[signature] AAL	2/25 1215
[signature] AAL	2/25/20 1870	[signature]	2/25/20 1820

Please print clearly, legibly and completely. Samples can not be logged in and turnaround time clock will not start until any ambiguities are resolved. All samples submitted are subject to Alpha's Payment Terms.

FORM NO. 01-01(H)
(rev. 3-JAN-12)

L2009539

CHAIN OF CUSTODY

PAGE 2 OF 3

ALPHA ANALYTICAL

Westborough, MA TEL: 508-898-9220 FAX: 508-898-9193

Mansfield, MA TEL: 508-822-9300 FAX: 508-822-3288

Date Rec'd in Lab: 2/25/20

ALPHA Job #: ~~L2009252~~ 3/4/20

Project Information

Project Name: Salem Depot

Project Location: Salem, NH

Project #: 52223.00

Project Manager: Paige Cornell

ALPHA Quote #:

Client Information

Client: VHB

Address: 101 Walnut Street

Watertown, MA

Phone: 609-385-3919

Fax:

Email: mmazzone;pcornell@vhb.com

☐ These samples have been Previously analyzed by Alpha

Turn-Around Time

☒ Standard ☐ Rush (ONLY IF PRE-APPROVED)

Due Date: Time:

Report Information Data Deliverables

☐ FAX ☒ EMAIL

☒ ADEx ☐ Add'l Deliverables

Billing Information

☒ Same as Client info PO #: 52223.00

Regulatory Requirements/Report Limits

State/Fed Program	Criteria
New Hampshire	

Other Project Specific Requirements/Comments/Detection Limits:

All VOA vials frozen on day of collection
*Substitute MCP 14 metals with RCRA 8 metals
No MCP methods; New Hampshire Project.
TCLP 20x rule

ANALYSIS

SAMPLE HANDLING
Filtration
☐ Done
☒ Not Needed
☐ Lab to do
Preservation
☐ Lab to do
(Please specify below)

ALPHA Lab ID (Lab Use Only)	Sample ID	Collection Date	Collection Time	Sample Matrix	Sampler's Initials	~~VHBMCPSLPKG*~~	TCLPLead											Sample Specific Comments	TOTAL # BOTTLES
~~12~~ 11	SB-24 (0-10)	2/21/20	1100	SOIL	MJM	☒	☐	☐	☐	☐	☐	☐	☐	☐	☐	☐	☐		5
12	SB-25 (0-6)	2/20/20	1130	SOIL	MJM	☒	☐	☐	☐	☐	☐	☐	☐	☐	☐	☐	☐		5
13	SB-26 (0-6)	2/20/20	1300	SOIL	MJM	☒	☐	☐	☐	☐	☐	☐	☐	☐	☐	☐	☐		5
14	SB-27 (0-3)	2/21/20	1315	SOIL	MJM	☒	☐	☐	☐	☐	☐	☐	☐	☐	☐	☐	☐		5
15	SB-28 (0-3)	2/20/20	1330	SOIL	MJM	☒	☐	☐	☐	☐	☐	☐	☐	☐	☐	☐	☐		5
09539-03 16	SB-29 (0-6)	2/20/20	1400	SOIL	MJM	☒	☒	☐	☐	☐	☐	☐	☐	☐	☐	☐	☐		5
17	SB-30 (0-3)	2/20/20	1430	SOIL	MJM	☒	☐	☐	☐	☐	☐	☐	☐	☐	☐	☐	☐		5
18	SB-31 (0-3)	2/20/20	1500	SOIL	MJM	☒	☐	☐	☐	☐	☐	☐	☐	☐	☐	☐	☐		5
19	SB-32 (0-3)	2/20/20	1600	SOIL	MJM	☒	☐	☐	☐	☐	☐	☐	☐	☐	☐	☐	☐		5
20	SB-33 (0-6)	2/21/20	1400	SOIL	MJM	☒	☐	☐	☐	☐	☐	☐	☐	☐	☐	☐	☐		5
					Container Type	NaV	-	-	-	-	-	-	-	-	-	-	-		
					Preservative	-	-	-	-	-	-	-	-	-	-	-	-		

Relinquished By:	Date/Time	Received By:	Date/Time
[signature]	2/25 1215	[signature] ARC	2/25 1215
[signature] ARC	02/25/20 1810	[signature]	2/25/20 1810

Please print clearly, legibly and completely. Samples can not be logged in and turnaround time clock will not start until any ambiguities are resolved. All samples submitted are subject to Alpha's Payment Terms.

FORM NO. 30-01(H) (rev. 3-JAN-12)

Appendix D

Previous Environmental Reports

DES Waste Management Division
29 Hazen Drive; PO Box 95
Concord, NH 03302-0095

2019 PERIODIC SUMMARY REPORT, APPLICATION FOR RENEWAL GROUNDWATER MANAGEMENT PERMIT, AND APPLICATION FOR TRANSFER OF GROUNDWATER MANAGEMENT PERMIT

Daisy Cleaners
14 South Broadway
Salem NH 03079

NHDES Site #: 200108010
Project Type: HAZ WASTE
Project Numbers: 11304

Prepared For:
New Hampshire Department of Transportation
7 Hazen Drive, P.O. Box 483
Concord, NH 03302-0483
Phone Number (603) 271-3226
RP Contact Name: Ms. Stephanie Monette
RP Contact Email:
stephanie.monette@dot.state.nh.us

Prepared By:
Stantec Consulting Services Inc.
5 Dartmouth Drive, Suite 200
Auburn, NH 03032
Phone Number: (603) 669-8672
Contact Name: Leigh-Anne Sapienza
Contact Email: leigh-anne.sapienza@stantec.com

Leigh-Anne Sapienza

Digitally signed by Leigh-Anne Sapienza
Date: 2020.03.25 17:01:03 -04'00'

Date of Report: March 25, 2020

Stantec Consulting Services Inc.
5 Dartmouth Drive Suite 200, Auburn NH 03032-3984

March 25, 2020
File: 195601609

Attention: Groundwater Management Permits Coordination
Waste Management Division
New Hampshire Department of Environmental Services
PO Box 95
Concord, NH 03302-0095

Dear Sir or Madam,

Reference: Periodic Summary Report, Groundwater Management Transfer, and Groundwater Management Permit Renewal
Former Daisy Cleaners, 14 South Broadway, Salem, New Hampshire
NHDES Site # 200108010

Stantec Consulting Services Inc. (Stantec), on behalf of the New Hampshire Department of Transportation (NHDOT), is pleased to present the attached 2019 Periodic Summary Report for the above-referenced facility (the Site). In addition to serving as the 2019 Periodic Summary Report, the transmittal includes an Application for Renewal of Groundwater Management Permit and an Application for Transfer of Groundwater Management Permit.

The renewal application includes a certification noting that a copy of the completed application was provided to the Town Clerk of Salem. Based on health recommendations related to the ongoing coronavirus pandemic, the majority of our staff our working from home. As such, we have not produced a hard copy of the renewal application for delivery to the Salem Town Clerk. However, a copy of the application has been provided electronically to the Town Clerk. When standard work conditions resume, a hard copy of the submittal will be provided to the Town Clerk.

Additionally, we note that the $2,000 application fee has not been submitted. As a department of state government, NHDOT is exempt from the application fee.

If you have any questions regarding this information, please don't hesitate to contact me.

Regards,

Stantec Consulting Services Inc.

Leigh-Anne Sapienza
Project Manager
Phone: 603 206 7564
Fax: 603 669 7636
Leigh-Anne.Sapienza@stantec.com

Attachment: 2019 Periodic Summary Report

c. Stephanie Monette, NHDOT
Susan Wall, Salem Town Clerk
Lindsay Butler, Town of Salem

sla v:\1956\active\195601609\02_correspondence\regulators\2019 summary report transmittal cover letter.docx

2019 Periodic Summary Report

Daisy Cleaners
14 South Broadway
Salem, New Hampshire 03079
NHDES Site # 200108010

Prepared for:
The New Hampshire Department of Transportation

Prepared by:
Stantec Consulting Services Inc.

March 25, 2020

Sign-off Sheet

This document entitled 2019 Periodic Summary Report was prepared by Stantec Consulting Services Inc. ("Stantec") for the account of the New Hampshire Department of Transportation (the "Client"). Any reliance on this document by any third party is strictly prohibited. The material in it reflects Stantec's professional judgment in light of the scope, schedule and other limitations stated in the document and in the contract between Stantec and the Client. The opinions in the document are based on conditions and information existing at the time the document was published and do not take into account any subsequent changes. In preparing the document, Stantec did not verify information supplied to it by others. Any use which a third party makes of this document is the responsibility of such third party. Such third party agrees that Stantec shall not be responsible for costs or damages of any kind, if any, suffered by it or any other third party as a result of decisions made or actions taken based on this document.

Prepared by _____

(signature)

Leigh-Anne Sapienza

Reviewed by _____

(signature)

Donald F. Moore, PG

Approved by _____

(signature)

David A. Allwine, PG

Table of Contents

1.0 Introduction **1**

2.0 Background **1**

3.0 Work Performed **3**

4.0 Results **4**
4.1 Groundwater Elevations and Flow 4
4.2 Groundwater Quality 4

5.0 Conceptual Site Model **6**
5.1 Site Setting 6
5.2 Geology 6
5.2.1 Soil 6
5.2.2 Groundwater 7
5.3 Potential Contaminant Sources 7
5.4 Contaminant Fate and Transport 7
5.5 Nature and Extent of Contamination 8
5.5.1 Soil Contamination 8
5.5.2 Groundwater Contamination 8

6.0 Contaminant Trends **9**
6.1 Source Area 9
6.2 Downgradient Wells 10
6.3 Sidegradient Wells 11

7.0 Conclusions **11**

8.0 Recommended GMP Sampling Program **12**

9.0 Proposed Groundwater Management Zone **13**

List of Tables

Table 1 Well Gauging Data
Table 2 Summary of VOC Analytical Data
Table 3 Summary of PFAS Analytical Data

List of Figures

Figure 1 Site Location Plan
Figure 2 Site Plan
Figure 3 PCE Impacts to Groundwater
Figure 4 Proposed Groundwater Management Zone

List of Appendices

Appendix A	Application for Renewal of Groundwater Management Permit
Appendix B	Application for Transfer of Groundwater Management Permit
Appendix C	Laboratory Analytical Report
Appendix D	Molar Concentrations Over Time

1.0 Introduction

Stantec Consulting Services Inc. (Stantec), on behalf of the New Hampshire Department of Transportation (NHDOT), is pleased to submit this 2019 Groundwater Monitoring Summary Report for the former Daisy Cleaners property located at 14 South Broadway in Salem, New Hampshire (the "Site"). The Site's location is depicted on Figure 1.

In 2019, the NHDOT Bureau of Right of Way (ROW) took ownership of the former Daisy Cleaners property in preparation for an upcoming roadway improvement project. The Site had been owned by James R. Desjardins Holdings, Inc. At the time that NHDOT took ownership of the Site, it was out of compliance with Groundwater Management Permit (GMP) GWP-200108010-S-002, which had expired on July 23, 2014. This report documents the work conducted at the Site on behalf of NHDOT in 2019. The intent of the work was to meet the sampling requirements of the expired GMP. In addition to serving as the 2019 Summary Report, this document provides the required information for renewal of the GMP. Applications to renew and transfer the GMP are included as Appendix A and Appendix B, respectively.

2.0 Background

The Site, which is located on the west side of South Broadway (Route 28) approximately 325 feet east-southeast of its intersection with Main Street (Route 97), is developed with an approximately 1,800-square foot single-story masonry building. The building, which is currently vacant, was reportedly constructed in 1960. Dry cleaning operations are reported to have taken place at the Site from the 1960s through 2019. The building is currently included in a Town of Salem demolition project, scheduled to be Bid Spring 2020. The proposed demolition project includes capping utilities, performing asbestos containing material/ other hazardous material (ACM/OHM) abatement, and demolition of the building and foundation to match existing ground surface. No excavation is planned as part of the proposed Demolition Contract. Historical records including deeds and roadway construction plans indicate that a blacksmith shop had previously been located at the Site from some time prior to 1905 through the 1950s.

According to information provided in previous reports, tetrachloroethene (also known as perchloroethene or PCE) had been used as a dry-cleaning agent at the facility since the 1960s. Furthermore, spent diatomaceous earth, which had been used as a filtration media within the dry-cleaning units, had been stored on the ground surface behind the west/southwest corner of the Site building. This storage of spent media containing PCE is thought to be a source of contamination at the Site.

In 2001, PCE was detected in groundwater samples collected during investigation at a downgradient property (identified as Camire's Gulf). In the response to the detections of PCE, the New Hampshire Department of Environmental Services (NHDES) requested that Daisy

Cleaners perform a Site Investigation (SI) to investigate the potential for PCE impacts to soil and groundwater. The results of the SI and subsequent investigations indicated that PCE and associated degradation products were present in soil and groundwater at the Site at concentrations exceeding the regulatory standards in force at the time. Observed impacts included an area of impacted soil at the southwestern corner of the Site where storage of spent media had reportedly occurred. On March 15, 2004, NHDES issued a GMP for the Site. The GMP (GWP-200108010-S-001) required the collection of samples from 14 monitoring wells (ten on-site wells and four wells located on the downgradient Camire's Gulf property) on a triannual basis. The Groundwater Management Zone (GMZ) specified for the permit included the Site and the adjoining property at 22 South Broadway (Tax Map 89, Lot 1090). The GMP noted that the Camire's Gulf property (Tax Map 89, Lot 1086) would not be included in the GMZ because it was being monitored under an existing permit. The GMP further noted that upon termination of the permit for the Camire's Gulf property, the GMZ for the Site would be expanded to include the Camire's Gulf property.

Following several rounds of investigation at the Site, Golder Associates Inc. (Golder) evaluated remedial alternatives for soil and groundwater as part of a March 2005 Remedial Action Plan (RAP). Based upon their evaluation, Golder recommended covering (i.e. paving) impacted soils in the source area to reduce direct contact with impacted soils in the source area. Additionally, Golder recommended accelerated bioremediation to address groundwater quality. In Fall 2005, Golder completed a pilot test to aid in the remedial design. A Supplemental RAP submitted in October 2005 included design details for extraction/injection well design and amended water design. In the Supplemental RAP, Golder proposed to complete nutrient injections through a network of 11 injection wells spaced approximately 9 feet apart within the source area.

In September 2005, the southwestern portion of the Site (to the south and west of the building) was graded. A geotextile and plastic barrier system was placed over chlorinated volatile organic compound (cVOC)-impacted soil. The barrier system was covered by approximately four to six inches of clean sand and gravel. A cap consisting of a two to three-inch thick layer of asphalt pavement was placed on top of the clean sand and gravel.

Between September 2005 and November 2005, five observation wells (OW-1 through OW-5) and 11 injection (or recharge) wells (RW-1 through RW-11) were installed. The 4-inch diameter recharge wells were installed in a line on the west (upgradient) side of the source area in the vicinity of monitoring well MW-2. The recharge wells were installed to approximate depths ranging from 8 to 13 feet below grade. Injections of an amended water solution (sodium lactate, ethanol, and water) were initiated in December 2005. A total of 15 injection events were completed on a bi-monthly basis between December 2005 and November 2007. During two events completed in September 2007, Golder added a microbial consortium containing *Dehalococcoides sp*. (SDC-9 culture) to the amended water injections. The SDC-9 was added to the injections to enhance the efficiency of the naturally occurring degradation since the microbes included in the culture are capable of completely dechlorinating cVOCs to inert gases.

Monitoring under the GMP and a subsequent renewal permit issued in 2009 continued on an irregular basis from 2005 through 2011. The 2009 GMP reduced the required sampling frequency from tri-annual to bi-annual; however, only one groundwater monitoring event appears to have been completed during several years (2006, 2007, 2010, and 2011). Between 2012 and 2014, groundwater sampling does not appear to have been completed. After an approximately four-year hiatus, an additional groundwater monitoring event was completed in October 2015. Available information relative to the 2015 monitoring event is limited to groundwater quality data since a report including groundwater gauging data and other relevant information does not appear to have been submitted.

3.0 Work Performed

On November 7 and 8, 2019, Stantec mobilized to the Site to complete groundwater sampling. In accordance with the expired GMP, the following wells were planned for sampling:

Monitoring Locations	**Parameters**
Daisy Cleaners Wells: MW-2, MW-3, MW-4, MW-6D, MW-7, MW-8, MW-10D Former Camire's Gulf Wells: MW-3 [CAMIRE], MW-A, ECS-2	Static Groundwater Elevations NHDES WMD Full List of Analytes for Volatile Organics

In addition to the above-referenced GMP monitoring program, in an email dated June 8, 2018, NHDES requested that the next groundwater monitoring event include initial screening for per- and polyfluoroalkyl substances (PFAS).

As noted above, the Site's GMP required sampling of select wells (MW-3 [CAMIRE], MW-A, and ECS-2) located on the downgradient Former Camire's Gulf property. In March 2019, the Former Camire's Gulf property received a Certificate of No Further Action (CNFA) from NHDES. According to information available through OneStop, well decommissioning for wells located on the Former Camire's Gulf property was completed in May 2019. Accordingly, sampling of the Former Camire's Gulf monitoring wells could not be completed.

Two additional GMP-required wells (MW-7 and MW-10D) situated on the southerly adjoining 22 South Broadway property could not be located during the November sampling event. Observations indicated that the 22 South Broadway property was being used as a construction staging area and it appeared that wells MW-10D and MW-7 might have been covered by staged equipment and materials. Stantec requested that the staged equipment and materials located in the vicinity of the wells be moved to facilitate access. On December 12, 2019, Stantec remobilized to the Site and collected a sample from well MW-10D; however, well MW-7 could not be located for sampling.

Prior to sampling, the wells were gauged using an electronic water level meter. Following gauging, monitoring wells were sampled via modified low-flow purge and sampling techniques in accordance with US Environmental Protection Agency (EPA) procedures using a peristaltic pump and dedicated polyethylene tubing. Groundwater samples were collected into laboratory-supplied glassware, field preserved, as required, and submitted under proper chain of custody to Alpha Analytical of Westborough, Massachusetts (Alpha) for analysis of volatile organic compounds (VOCs) by EPA Method 8260 and PFAS by EPA Method 527M. In accordance with NHDES Standard Operating Procedure (SOP) #HWRB-21, samples for PFAS analysis were collected first. For quality assurance/quality control (QA/QC) purposes, one field blank for PFAS analysis was collected by pouring laboratory-provided analyte-free water into the proper sample container and shipping the sample with the other samples to Alpha. The PFAS isomers reported by the laboratory included the list of nine compounds recommended by the NHDES as the minimum analytes for PFAS investigations.[1]

4.0 Results

4.1 Groundwater Elevations and Flow

Groundwater elevations measured during the 2019 sampling event were generally consistent with historical averages. Depths to groundwater and the calculated groundwater elevations are summarized on Table 1.

Using well gauging data measured during the November 2019 sampling event, groundwater elevation contours were constructed and are depicted on Figure 2. Based on these inferred contours, shallow groundwater flow is to the northeast.

4.2 Groundwater Quality

Based on the results of the fall 2019 groundwater sampling events, a groundwater contaminant plume is present extending from the source area at the southwestern corner of the Site to the east toward South Broadway. The inferred extent of the groundwater contaminant plume using the November/December 2019 data is depicted on Figure 3. Since current data for off-site wells to the east are unavailable due to the decommissioning of the Camire's Gulf wells, the most recent available data from those wells was used to estimate the downgradient extent of the plume. Additional contaminant details by monitoring point are provided below.

<u>MW-2</u>

PCE and associated degradation products including trichloroethene (TCE), cis-1,2-dichoroethene (DCE), and trans-1,2-DCE were detected at concentrations exceeding their

[1] List of PFAS compounds analyzed included perfluorobutanoic acid (PFBA), perfluoropentanoic acid (PFPeA), perfluorohexanoic acid (PFHxA), perfluoroheptanoic acid (PFHpA), perfluorooctanoic acid (PFOA), perfluorononanoic acid (PFNA), perfluorobutanesulfonic acid (PFBS), perfluorohexanesulfonic acid (PFHxS), and perfluorooctanesulfonic acid (PFOS).

applicable Ambient Groundwater Quality Standards (AGQS). Additionally, detected concentrations of PCE and TCE exceeded their applicable Groundwater to Indoor Air Screening Levels (GW-2).

Several PFAS compounds were detected at concentrations above laboratory reporting limits. Perfluorooctanesulfonic acid (PFOS) was detected at a concentration exceeding its applicable AGQS of 70 nanograms per liter (ng/l). Additionally, the combined concentration of PFOS and perfluorooctanoic acid (PFOA) exceeded the combined AGQS of 70 ng/l. There are no AGQS for the other detected PFAS compounds.

MW-3

PCE, TCE, and cis 1,2-DCE were detected at concentrations exceeding their applicable AGQS. Additionally, the detected concentration of TCE exceeded its applicable GW-2 screening level.

Several PFAS compounds were detected at concentrations above laboratory reporting limits. PFOS was detected at a concentration exceeding it applicable AGQS of 70 ng/l. Additionally, the combined concentration of PFOS and PFOA exceeded the combined AGQS of 70 ng/l. There are no AGQS for the other detected PFAS compounds.

MW-4

PCE was detected at concentrations exceeding its applicable AGQS.

Several PFAS compounds were detected at concentrations above laboratory reporting limits. PFOS was detected at a concentration exceeding it applicable AGQS of 70 ng/l. Additionally, the combined concentration of PFOS and PFOA exceeded the combined AGQS of 70 ng/l. There are no AGQS for the other detected PFAS compounds.

MW-6D

PCE and TCE were detected at concentrations exceeding their applicable AGQS. Additionally, the detected concentration of TCE exceeded its applicable GW-2 screening level.

Several PFAS compounds were detected at concentrations above laboratory reporting limits. PFOS was detected at a concentration exceeding it applicable AGQS of 70 ng/l. Additionally, the combined concentration of PFOS and PFOA exceeded the combined AGQS of 0.70 ng/l. There are no AGQS for the other detected PFAS compounds.

MW-8

No VOCs were detected above reporting limits.

Two PFAS compounds, perfluorobutanoic acid (PFBA) and PFOS, were detected above reporting limits. However, the detected concentration of PFOS did not exceed the applicable AGQS. There is no AGQS for PFBA.

MW-10D

PCE and TCE were detected at concentrations exceeding their applicable AGQS.

Several PFAS compounds were detected at concentrations above laboratory reporting limits. PFOS was detected at a concentration exceeding it applicable AGQS of 70 ng/l. Additionally, the combined concentration of PFOS and PFOA exceeded the combined AGQS of 70 ng/l. There are no AGQS for the other detected PFAS compounds.

5.0 Conceptual Site Model

5.1 Site Setting

The Site is a vacant commercial property located in a commercially developed area of Salem, New Hampshire. The Site was most recently occupied by a dry-cleaning facility; however, the on-site building is currently vacant and awaiting demolition. The Site is adjoined to the north, east, and south by commercial properties. To the west of the Site is a recreational trail with a multi-family residential building and vacant land beyond.

The closest surface water body, Policy Brook, is located approximately 1,000 feet southeast of the Site at its closest point. Wetland areas associated with Policy Brook are located approximately 630 feet to the east-southeast. The area surrounding the Site is serviced by municipal sewer and water. According to the NHDES OneStop Program Web GIS map, there are no public water supply sources located within 1,000 feet of the Site. Water well inventory data available through OneStop indicated the presence of three wells within 1,000 feet of the Site (Well IDs 208.1231 (13 South Broadway), 208.1565 (4 South Broadway), and 208.1566 (22 South Broadway)) all of which appeared to be monitoring wells. Additionally, one registered water user (Coca Cola Bottling) was depicted approximately 800 feet southeast of the Site. The Onestop listing indicates that this registered water user is inactive.

5.2 Geology

5.2.1 Soil

Based on data collected during previous investigations, the lithology at the Site has been reported as follows:

- Fine sand and gravel from the ground surface to approximately four feet below grade (fbg);
- Fine sand with some silt from four to approximately eight fbg;
- Fine sand and silt from approximately eight to eleven feet fbg; and
- Dense basal glacial till beginning at approximately eleven fbg.

A geologic cross-section along the western site boundary (Cross Section A-A') provided as an attachment to Golder's 2004 Remedial Action Plan shows the glacial till layer sloping to the south with the glacial till layer in the vicinity of MW-2 (within the source area) beginning at approximately 13 fbg.

5.2.2 Groundwater

Groundwater elevation data collected at the Site during fall 2019 indicate that shallow groundwater flow is to the northeast. Groundwater contours developed following previous monitoring events have generally indicated groundwater flow to the east-northeast. The depth to groundwater across the Site ranges from approximately 1 fbg (within the source area) to 4 fbg (on the eastern portion of the Site).

Vertical gradients at the Site have not been investigated.

5.3 Potential Contaminant Sources

As noted above, PCE had been used as a dry-cleaning agent at the facility since the 1960s. The storage of spent media containing PCE on the ground surface behind the west/southwest corner of the Site building is thought to be a source of contamination at the Site.

5.4 Contaminant Fate and Transport

PCE and associated degradation byproducts have been detected in soil and groundwater at the Site. The contaminant source is discussed above. Chlorinated solvents, including PCE, are dense non-aqueous phase liquids (DNAPL). Because they have a density greater than water, they will sink in groundwater. Additionally, due to their low viscosity, they will quickly infiltrate soil profiles. As they migrate through the soil, they become entrained on soil particles. Residual DNAPL, in the form of discrete blobs and ganglia of liquid, may form in both unsaturated and saturated zones. If a large volume of solvent is released such that the retention capacity of the soil and aquifer materials is exceeded, DNAPL may migrate to great depths forming pools on low-permeability surfaces. DNAPL migration is driven by gravity and small-scale geologic variations can allow DNAPLs to migrate independent of groundwater flow.

Chlorinated solvents may exist in one of four phases at contaminated sites: adsorbed phase (bound to soil particles), dissolved phase (in groundwater), vapor phase (within air filled soil pores), and as free phase product (DNAPL). Based on the results of previous investigations, soil and groundwater impacts are known to be present. Although the presence of DNAPL has not been reported, it may be reasonable to suspect the presence of DNAPL given the observed concentrations of PCE in groundwater within the source area (where the most recently detected concentration of PCE was approximately 7.5% of its pure phase solubility). Vapor phase impacts do not appear to have been investigated; however, based on the concentrations of chlorinated VOCs observed in groundwater and their known volatility, it is likely that vapor phase impacts are present.

5.5 Nature and Extent of Contamination

The results of the recently completed groundwater monitoring in combination with data collected during previous investigations were used to refine the understanding of the nature and extent of contamination at the Site.

5.5.1 Soil Contamination

Based on the results of soil sampling, an area of cVOC-impacted soil was observed in the southwestern portion of the Site. Soil in this area exhibited exceedances of standards for PCE, TCE, and cis-1,2-DCE. According to plans included in the 2004 Remedial Action Plan prepared by Golder, the approximate limits of source area soil impacts coincided with the property lines in the southern corner of the Site. However, the results of analysis for soil samples apparently collected beyond the southwestern property boundary (i.e. GAI-S3 and GAI-S4) indicate the exceedances extended onto the westerly adjoining railroad property (now a recreational trail). Additionally, the results of analysis for a soil sample collected near the southerly property boundary (GAI-S6) suggests that soil impacts may extend onto the south-southeasterly adjoining 22 South Broadway property. The extent of impacts to southwest and south have not been delineated.

Golder reported that soil impacts extended from the ground surface to the till layer approximately 11 feet below grade. As noted above, dense glacial till has been reported at depths greater than 11 fbg. Previous investigations have not explored below the glacial till layer. Soil screening completed during the installation of monitoring well MW-2, which is located within the source area, indicated that photoionization detector (PID) readings decreased from over 2,000 parts per million (ppm) at 9 to 11 fbg to 282.7 ppm at 13 to 15 fbg (within the till). However, it does not appear that a soil sample from the till layer has been submitted for laboratory analysis. Accordingly, the vertical extent of soil exceedances is not known.

5.5.2 Groundwater Contamination

Groundwater impacts, apparently emanating from the source area on the southwestern portion of the Site, have been observed at the Site, the south-southeasterly adjoining 22 South Broadway property, and historically, at the 13 South Broadway property (the former Camire's Gulf), which is located to the east, across South Broadway. In addition to data collected as part of investigation of the Site, Stantec was recently provided with data collected as part of the investigation on the southerly adjoining 22 South Broadway property. The investigation included installation of a soil boring/monitoring well (SB/MW-5) near the northwestern boundary of that property (see Figure 2). The results of analysis for a groundwater sample collected from this location in July 2017 indicated low-level detections of PCE, TCE, and DCE; however, no exceedances of AGQS were observed. These data combined with an absence of recent AGQS exceedances in samples collected from well MW-7 suggests that the southeastern extent of impacts has been defined. Similarly, an absence of detections in well MW-8 indicates that the northerly extent of impacts has been defined.

Given the presence of AGQS exceedances in wells MW-3 and MW-10 and the recent decommissioning of monitoring wells located on the former Camire's Gulf property, the northeastern extent of the plume is not monitored by the current well network. However, it should be noted that the most recent available data for samples collected from wells located on the Camire Gulf property (October 2018 for MW-A, October 2015 for ECS-2, and October 2015 for off-site MW-3) did not indicate detections of cVOCs.

The high concentrations of contaminants historically observed in samples collected from recharge well RW-11 (e.g. PCE was detected at 32,000 µg/l during its most recent sampling event in 2011) indicates that the southern extent of impacts has not been defined. Recovery well RW-11 is located southeast (sidegradient) of the reported source area, near the boundary of the adjoining 22 South Broadway property and SB/MW-5. It is possible that the source area extended further to the south-southeast than previously reported. Alternately, it is possible that migration of DNAPL to the south-southeast occurred. As noted above, because DNAPL migration is driven by gravity, geologic variations can allow for migration independent of groundwater flow. Information provided in previous reports indicates that the dense glacial till layer, which may act as a barrier to downward migration, slopes to the southeast in the vicinity of monitoring well MW-2. Given the high concentrations of contaminants observed in groundwater samples collected from recovery well RW-11, which is located southeast (sidegradient) of the reported source area, it is possible that migration of DNAPL to the southeast occurred.

The deepest wells installed in and around the source area at the Site generally extend to depths of approximately 13 feet below grade and are screened above the reported dense till. Deep overburden and/or bedrock wells have not been installed. Accordingly, the vertical extent of impacts to groundwater has not been determined.

6.0 Contaminant Trends

Because use of molar-based concentrations can allow better evaluation of degradation processes, previous correspondence from NHDES indicated that graphic representation in terms of micromoles per liter were preferred over standard concentration-based representations. In order to evaluate contaminant trends, the molar concentrations of the source compound (PCE) were compared to the sum of the molar concentrations of degradation products (including TCE, DCE, and vinyl chloride (VC)). Plots of the molar concentrations over time along with tabular summaries are provided in Appendix D. A discussion of the trends is provided below.

6.1 Source Area

Monitoring wells MW-2 and MW-6D are the source area monitoring wells required for monitoring under the expired GMP. Additionally, although it is not a GMP-required well, recharge well RW-11 is located within the source area and provides valuable information on trends within the

source area. The following observations regarding contaminant trends at these locations were made:

MW-2

A review of the groundwater data collected at monitoring well MW-2 indicates that the molar concentrations of PCE have declined from highs in 2009 while total degradation moles have increased.

MW-6D

A review of the groundwater data collected at monitoring well MW-6D indicates that the molar concentrations of PCE have declined from highs in 2006 while total degradation moles have also decreased.

RW-11

A review of the groundwater data collected at recharge well RW-11 indicates that the molar concentrations of PCE showed a decreasing trend during and immediately following the remedial injections. However, since 2008, PCE concentrations have shown an increasing trend. Although concentrations of degradation products previously showed an increasing trend, the most recent data indicate a decrease.

6.2 Downgradient Wells

Monitoring wells MW-3 and MW-10D are downgradient monitoring wells required for monitoring under the expired GMP. Note that off-site wells (MW-3 [CAMIRE], MW-A, ECS-2) were also required to be sampled under the GMP; however, as noted above, they have been decommissioned. The following observations regarding contaminant trends at downgradient locations were made.

MW-3

A review of the groundwater data collected at monitoring well MW-3 indicates that the molar concentrations of PCE have declined from highs in 2004. While total degradation moles have increased since the last sampling event (2015), they have declined from highs observed in 2002.

MW-10D

A review of the groundwater data collected at monitoring well MW-10D indicates that the molar concentrations of PCE have declined from highs in 2006 while total degradation moles have also decreased.

6.3 Sidegradient Wells

Monitoring wells MW-4 and MW-7 are sidegradient monitoring wells required for monitoring under the expired GMP. As noted above, monitoring well MW-7 could not be located for sampling. The following observations regarding contaminant trends at sidegradient locations were made:

MW-4

A review of the groundwater data collected at monitoring well MW-4 indicates that the molar concentrations of PCE have declined from highs in 2002. Total degradation moles have also decreased since highs observed in 2002.

7.0 Conclusions

Based on recent groundwater monitoring results, the following constituents continue to exceed AGQS in the specified wells:

Area of Contamination	Monitoring Point	Constituent Exceeding AGQS
Source Area	MW-2	PCE, trans 1,2-DCE, TCE, cis 1,2-DCE, PFOS, PFOS+PFOA
	MW-6D	PCE, TCE, PFOS, PFOS+PFOA
Downgradient	MW-3	PCE, TCE, cis 1,2-DCE, PFOS, PFOS+PFOA
	MW-10D	PCE, TCE, PFOS, PFOS+PFOA
Sidegradient	MW-4	PCE, PFOS, PFOS+PFOA

The available data, including increasing concentrations of daughter products, indicate that degradation is occurring. However, PCE concentrations remain high and are increasing in the vicinity of RW-11. The data suggest that additional investigation is required to better characterize the extent of soil and groundwater impacts at the Site.

The building that currently occupies the Site is scheduled for demolition later this year. Demolition of the building will allow for more complete access to the Site which will facilitate additional investigation and possible future remediation. We recommend that a plan for additional investigation be developed. We anticipate that the plan will address the following points:

- Downgradient monitoring wells associated with the former Camire's Gulf property were decommissioned last year. Accordingly, monitoring wells demonstrating downgradient compliance with AGQS are not available for sampling. Installation of monitoring wells on the east side of South Broadway should therefore be considered.
- The available data suggest that extent of soil impacts to the south and southwest have not been delineated. Additionally, the vertical extent of impacts to soil has not been confirmed with laboratory analysis. Additional soil delineation possibly including soil borings within the footprint of the (soon to be demolished) building should be considered.
- High concentrations of contaminants in groundwater samples collected from well RW-11 suggest that the extent of impacts to the south has not been defined. Installation of monitoring wells to the south of RW-11 should be considered.
- The majority of wells installed at the Site are constructed with 10-foot screens terminating in the shallow overburden. Investigation of the vertical extent of impacts through installation of additional wells in different strata with shorter screen lengths should be considered.

8.0 Recommended GMP Sampling Program

Based on the data summary presented above, Stantec recommends the following GMP monitoring program:

Monitoring Locations	Sampling Frequency	Parameters
MW-2, MW-3, MW-4, MW-6D, MW-7 (if it can be located), MW-10D, RW-10, RW-11	April and October each year	Static Groundwater Elevations NHDES WMD Full List of Analytes for Volatile Organics
MW-2, MW-3, MW-4, MW-6D, MW-7 (if it can be located), MW-10D, RW-10, RW-11	April 2020	PFAS

As noted above, additional investigation including the installation of additional wells is likely to be proposed. We anticipate that the GMP sampling requirements will be updated, as appropriate, based on additional investigations.

9.0 Proposed Groundwater Management Zone

Based on the available data, Stantec does not recommend modification to the existing GMZ. The previous GMP indicated that the Camire's Gulf property would be added to the Site's GMZ upon termination of the GMP for that property. However, although the data suggest that AGQS impacts extend beneath the South Broadway right of way (ROW), the most recent groundwater sampling data collected from monitoring wells on the Camire's Gulf property did not indicate impacts above AGQS.

The proposed GMZ boundary and adjoining properties are shown on Figure 4. GMZ property information is as follows:

Salem Tax Map/Lot	Property Address	Owner Name and Address	Rockingham County Registry of Deeds Reference (Book/Page)
89/1092	14 South Broadway	State of New Hampshire Department of Transportation P.O. Box 483 Concord, NH 03302	5992/1938
89/1090	22 South Broadway	State of New Hampshire Department of Transportation P.O. Box 483 Concord, NH 03302	6008/2961

TABLES

Table 1
Well Gauging Data
Former Daisy Cleaners
14 South Broadway, Salem, NH

Well Location	Total Depth (feet)	Elev. Top of Casing (feet)	4/11/2005		7/11/2005		10/12/2005		4/3/2006		11/27/2007		4/23/2008		7/23/2008		10/30/2008		4/22/2009		10/8/2009		11/3/2010		12/16/2011		11/7/2019	
			DTW (feet)	Elevation (feet)	DTW (feet)	Elevation (feet)	DTW (feet)	Elevation (feet)	DTW (feet)	Elevation (feet)	DTW (feet)	Elevation (feet)	DTW (feet)	Elevation (feet)	DTW (feet)	Elevation (feet)	DTW (feet)	Elevation (feet)	DTW (feet)	Elevation (feet)	DTW (feet)	Elevation (feet)	DTW (feet)	Elevation (feet)	DTW (feet)	Elevation (feet)	DTW (feet)	Elevation (feet)
MW-1	11.98	99.21	2.71	96.50	3.50	95.71	3.30	95.91	3.55	95.66	4.00	95.21	3.45	95.76	3.62	95.59	3.51	95.70	2.69	96.52	4.08	95.13	NM	NM	NM	NM	NM	NM
MW-2	12.50	100.70	0.70	100.00	1.99	98.71	2.35	98.35	2.76	97.94	2.86	97.84	1.69	99.01	2.33	98.37	2.09	98.61	0.61	100.09	3.74	96.96	3.38	97.32	0.78	99.92	2.40	98.30
MW-3	11.70	99.34	2.85	96.49	3.69	95.65	3.61	95.73	3.92	95.42	4.05	95.29	3.42	95.92	3.80	95.54	3.63	95.71	3.01	96.33	3.13	96.21	4.45	94.89	3.22	96.12	4.00	95.34
MW-4	11.70	100.66	0.20	100.46	1.50	99.16	2.55	98.11	2.24	98.42	2.59	98.07	1.45	99.21	2.18	98.48	1.87	98.79	0.58	100.08	3.18	97.48	3.10	97.56	0.67	99.99	2.51	98.15
MW-6D	10.25	100.92	0.40	100.52	1.95	98.97	2.35	98.57	2.40	98.52	2.92	98.00	1.48	99.44	2.31	98.61	1.93	98.99	0.62	100.30	3.69	97.23	3.40	97.52	0.61	100.31	2.55	98.37
MW-7	10.25	99.31	1.65	97.66	2.95	96.36	2.10	97.21	NM	NM	3.28	96.03	2.41	96.90	2.83	96.48	2.71	96.60	1.60	97.71	3.49	95.82	3.75	95.56	1.71	97.60	NM	NM
MW-8	9.10	100.32	2.50	97.82	3.11	97.21	2.54	97.78	3.20	97.12	3.36	96.96	2.89	97.43	3.05	97.27	2.85	97.47	2.03	98.29	3.66	96.66	3.80	96.52	2.11	98.21	3.61	96.71
MW-9S	7.00	99.22	3.05	96.17	3.82	95.40	3.22	96.00	3.95	95.27	3.80	95.42	3.48	95.74	3.71	95.51	3.64	95.58	2.86	96.36	4.03	95.19	NM	NM	NM	NM	NM	NM
MW-10D	11.70	99.29	3.29	96.00	3.95	95.34	3.30	95.99	3.55	95.74	4.11	95.18	3.31	95.98	3.75	95.54	3.68	95.61	2.97	96.32	4.12	95.17	4.50	94.79	3.13	96.16	NM	NM
MW-11	9.70	99.19	3.55	95.64	3.75	95.44	3.80	95.39	3.98	95.21	4.08	95.11	3.90	95.29	3.79	95.40	NM	NM	3.39	95.80	3.97	95.22	NM	NM	NM	NM	NM	NM

Table 2
Summary of VOC Analytical Data
Former Daisy Cleaners
14 South Broadway, Salem, NH

Analyte[1]	Units[2]	NH-AGQS[3]	GW-2[4]	RW-6																	
Sample Date*				11/21/05	01/19/06	03/02/06	04/07/06	05/30/06	07/21/06	09/28/06	10/23/06	12/21/06	02/19/07	04/26/07	06/21/07	11/27/07	04/23/08	07/23/08	10/30/08	04/23/09	12/19/11
Volatile Organic Compounds (VOCs) by EPA Method 8260																					
Methylene Chloride	µg/l	5	24,000	<5	<5	**47**	**22**	<5	<5	<5	<5	<5	<5	<5	<5	<5	<5	<5	<5	<5	<5
1,1-Dichloroethane	µg/l	81	130	<2	<2	<2	<2	<2	<1	<2	<2	<2	<2	<2	<2	<2	<2	<2	<2	<2	<2
Tetrachloroethene	µg/l	5	240	**600**	**450**	**140**	**150**	**140**	**140**	**800**	**230**	**130**	**140**	**44**	**51**	**440**	**41**	**110**	**35**	**18**	**23**
1,1,2,2-Tetrachloroethane	µg/l	2	120	<2	<2	<2	<2	<2	<2	<2	<2	<2	<2	<2	<2	<2	<2	<2	<2	<2	<2
Vinyl Chloride	µg/l	2	4	<2	<2	<1	<1	<1	2	<1	**3**	<2	1	<1	**7**	**10**	<1	**3**	<1	<1	<1
1,1-Dichloroethene	µg/l	7	630	<1	<1	<1	<1	<1	<1	1	<1	<1	<1	<1	<1	<1	<1	<1	<1	<1	<1
trans 1,2- Dichloroethene	µg/l	100	560	<2	<2	<2	<2	<2	3	3	<2	<2	<2	<2	<2	<2	<2	<2	<2	<2	<2
Trichloroethene	µg/l	5	20	5	**6**	**7**	**16**	**10**	**29**	**110**	**49**	**20**	**55**	**8**	**13**	**48**	4	**15**	4	<2	**7**
cis 1,2- Dichloroethene	µg/l	70	NS	3	8	5	18	17	**200**	**490**	**230**	55	**93**	33	**72**	**93**	4	17	4	<2	8

Notes:
[1] Only detected compounds listed - all others below laboratory reporting limits
[2] µg/l = micrograms per liter = parts per billion (ppb)
[3] New Hampshire Department of Environmental Services Ambient Groundwater Quality Standards (AGQS) from Env-Or 600, Effective 9-1-2018
[4] New Hampshire Department of Environmental Services Groundwater to Indoor Air Screening Levels (GW-2) from Table 1 of the Revised Vapor Intrusion Screening Levels and TCE Update, Effective 2-7-2013
NS = no standard established
NA = not analyzed
Bold = Exceeds AGQS
Shaded = Exceeds GW-2
<10 = Not detected above laboratory reporting limit (RL), but RL exceeds AGQS
* Data from prior to 2019 was collected by others. This data summary was prepared using tables previously provided to NHDES.

Table 2
Summary of VOC Analytical Data
Former Daisy Cleaners
14 South Broadway, Salem, NH

Analyte[1]	Units[2]	NH-AGQS[3]	GW-2[4]	RW-11																	
Sample Date*				12/01/05	01/19/06	03/02/06	04/07/06	05/30/06	07/21/06	09/28/06	10/23/06	12/21/06	02/19/07	04/26/07	06/21/07	11/27/07	04/23/08	07/24/08	10/30/08	04/22/09	12/19/11
Volatile Organic Compounds (VOCs) by EPA Method 8260																					
Methylene Chloride	µg/l	5	24,000	***<50***	***<50***	***<50***	***<50***	***<50***	***<50***	***<50***	***<500***	***<500***	***<500***	***<500***	***<500***	***<500***	***<3,000***	***<500***	***<500***	***<1,000***	***<1000***
1,1-Dichloroethane	µg/l	81	130	<40	<10	<10	<10	<10	<10	<10	***<100***	***<100***	***<100***	***<100***	***<100***	***<100***	***<500***	***<100***	***<100***	***<200***	***<200***
Tetrachloroethene	µg/l	5	240	**9,700**	**13,000**	**8,300**	**400**	**460**	**950**	**4,800**	**1,100**	**200**	**700**	<100	**100**	**6,100**	**500**	**1,400**	**4,800**	**3,600**	**32,000**
1,1,2,2-Tetrachloroethane	µg/l	2	120	***<10***	***<10***	***<10***	***<10***	***<10***	***<10***	***<10***	***<100***	***<100***	***<100***	***<100***	***<100***	***<100***	***<500***	***<100***	***<100***	***<200***	***<200***
Vinyl Chloride	µg/l	2	4	**50**	**50**	**80**	**70**	**50**	**100**	**230**	**400**	**1,300**	**500**	**600**	**1,000**	**2,900**	**2,000**	**1,100**	**1,400**	**3,500**	**4,500**
1,1-Dichloroethene	µg/l	7	630	***<10***	***<10***	***<10***	***<10***	***<10***	***<10***	***<10***	***<100***	***<100***	***<100***	***<100***	***<100***	**200**	***<500***	***<100***	***<100***	***<200***	***<200***
trans 1,2- Dichloroethene	µg/l	100	560	40	50	100	**540**	**370**	**760**	**390**	**600**	**900**	**900**	**1,500**	**800**	**400**	<500	**400**	**600**	**800**	**500**
Trichloroethene	µg/l	5	20	**2,200**	**5,200**	**8,600**	**10,000**	**3,300**	**5,500**	**5,700**	**6,200**	**600**	**7,200**	**300**	**300**	**15,000**	**5,400**	**9,200**	**18,000**	**16,000**	**20,000**
cis 1,2- Dichloroethene	µg/l	70	NS	**2,300**	**2,500**	**5,400**	**25,000**	**21,000**	**38,000**	**19,000**	**26,000**	**53,000**	**46,000**	**59,000**	**37,000**	**29,000**	**38,000**	**18,000**	**25,000**	**47,000**	**31,000**

Notes:
[1] Only detected compounds listed - all others below laboratory reporting limits
[2] µg/l = micrograms per liter = parts per billion (ppb)
[3] New Hampshire Department of Environmental Services Ambient Groundwater Quality Standards (AGQS) from Env-Or 600, Effective 9-1-2018
[4] New Hampshire Department of Environmental Services Groundwater to Indoor Air Screening Levels (GW-2) from Table 1 of the Revised Vapor Intrusion Screening Levels and TCE Update, Effective 2-7-2013
NS = no standard established
NA = not analyzed
Bold = Exceeds AGQS
Shaded = Exceeds GW-2
<10 = Not detected above laboratory reporting limit (RL), but RL exceeds AGQS
* Data from prior to 2019 was collected by others. This data summary was prepared using tables previously provided to NHDES.

Table 2
Summary of VOC Analytical Data
Former Daisy Cleaners
14 South Broadway, Salem, NH

Analyte[1]	Units[2]	NH-AGQS[3]	GW-2[4]	MW-2													
Sample Date*				04/17/02	05/02/02	01/13/03	09/05/03	12/19/03	04/29/04	07/08/04	10/18/04	04/11/05	07/11/05	10/13/05	04/06/06	05/30/06	07/21/06
Volatile Organic Compounds (VOCs) by EPA Method 8260																	
Methylene Chloride	µg/l	5	24,000	NA	NA	NA	NA	NA	NA	NA	NA	***<500***	***<500***	***<1000***	***< 100***	***<100***	***<100***
1,1-Dichloroethane	µg/l	81	130	***<100***	***<100***	<50	<50	<1	<50	***<500***	***<250***	***<100***	***< 100***	***< 200***	< 20	<20	<20
Tetrachloroethene	µg/l	5	240	**18,000**	**24,000**	**7,700**	**4,710**	**36,400**	**25,000**	**30,500**	**32,200**	**39,000**	**42,000**	**41,000**	**22,000**	**23,000**	**12,000**
1,1,2,2-Tetrachloroethane	µg/l	2	120	***<100***	***<100***	***<10***	***<50***	1	***<50***	***<500***	***<250***	***<100***	***< 100***	***< 200***	***< 20***	***<20***	***<20***
Vinyl Chloride	µg/l	2	4	***<100***	***<50***	***<20***	***<50***	**6**	***<50***	***<500***	***<250***	***<200***	***< 200***	***< 200***	**100**	**20**	**30**
1,1-Dichloroethene	µg/l	7	630	***<100***	***<100***	***<10***	***<50***	***2***	***<50***	***<500***	***<250***	<1	***< 100***	***< 200***	***< 20***	***<20***	***<20***
trans 1,2- Dichloroethene	µg/l	100	560	<100	<100	20	<50	54	<50	***<500***	***<250***	<100	100	***< 200***	**290**	**160**	**290**
Trichloroethene	µg/l	5	20	**2,300**	**3,800**	**1,100**	**614**	**5,390**	**2,650**	**4,040**	**5,840**	**6,900**	**12,000**	**9,900**	**30,000**	**11,000**	**19,000**
cis 1,2- Dichloroethene	µg/l	70	NS	**1,100**	**2,000**	**560**	**311**	**2,400**	**886**	**1,090**	**1,880**	**2,500**	**4,700**	**3,800**	**10,000**	**5,900**	**8,000**

Notes:
[1] Only detected compounds listed - all others below laboratory reporting limits
[2] µg/l = micrograms per liter = parts per billion (ppb)
[3] New Hampshire Department of Environmental Services Ambient Groundwater Quality Standards (AGQS) from Env-Or 600, Effective 9-1-2018
[4] New Hampshire Department of Environmental Services Groundwater to Indoor Air Screening Levels (GW-2) from Table 1 of the Revised Vapor Intrusion Screening Levels and TCE Update, Effective 2-7-2013
NS = no standard established
NA = not analyzed
Bold = Exceeds AGQS
Shaded = Exceeds GW-2
<10 = Not detected above laboratory reporting limit (RL), but RL exceeds AGQS
* Data from prior to 2019 was collected by others. This data summary was prepared using tables previously provided to NHDES.

Table 2
Summary of VOC Analytical Data
Former Daisy Cleaners
14 South Broadway, Salem, NH

Analyte[1]	Units[2]	NH-AGQS[3]	GW-2[4]	MW-2															
Sample Date*				09/28/06	10/23/06	12/21/06	02/19/07	04/26/07	06/21/07	11/27/07	04/23/08	07/23/08	10/30/08	04/23/09	10/08/09	11/04/10	12/19/11	10/08/15	11/08/19
Volatile Organic Compounds (VOCs) by EPA Method 8260																			
Methylene Chloride	µg/l	5	24,000	***<10***	***<50***	***<50***	***<300***	***<300***	***<300***	***<300***	***<100***	***<100***	***<1000***	***<500***	***<500***	***<500***	***<300***	***<300***	***<600***
1,1-Dichloroethane	µg/l	81	130	<2	<10	<10	<50	<50	<50	<50	<20	<20	***<200***	***<100***	***<100***	***<100***	<50	<50	***<150***
Tetrachloroethene	µg/l	5	240	**6,700**	**14,000**	**25,000**	**8,300**	**53,000**	**45,000**	**84,000**	**40,000**	**45,000**	**21,000**	**91,000**	**59,000**	**67,000**	**48,000**	**12,000**	**15,000**
1,1,2,2-Tetrachloroethane	µg/l	2	120	<2	***<10***	***<10***	***<50***	***<50***	***<50***	***<50***	***<20***	***<20***	***<200***	***<100***	***<100***	***<100***	***<50***	***<50***	***<100***
Vinyl Chloride	µg/l	2	4	**4**	**30**	**190**	**200**	**200**	**100**	**300**	**200**	**110**	**180**	**200**	**300**	**700**	**100**	**100**	***<200***
1,1-Dichloroethene	µg/l	7	630	4	***<10***	**10**	***<50***	***<50***	***<50***	***<300***	***<20***	***<20***	***<200***	***<100***	***<100***	***<100***	***<50***	***<50***	***<100***
trans 1,2- Dichloroethene	µg/l	100	560	**400**	**410**	**370**	**800**	**250**	**370**	**670**	**420**	**290**	**800**	**200**	**400**	**300**	**160**	70	**320**
Trichloroethene	µg/l	5	20	**12,000**	**11,000**	**69,000**	**100,000**	**16,000**	**19,000**	**29,000**	**14,000**	**16,000**	**41,000**	**19,000**	**20,000**	**27,000**	**19,000**	**9,200**	**24,000**
cis 1,2- Dichloroethene	µg/l	70	NS	**17,000**	**12,000**	**17,000**	**26,000**	**9,900**	**14,000**	**33,000**	**15,000**	**13,000**	**29,000**	**12,000**	**19,000**	**12,000**	**8,800**	**3,800**	**15,000**

Notes:
[1] Only detected compounds listed - all others below laboratory reporting limits
[2] µg/l = micrograms per liter = parts per billion (ppb)
[3] New Hampshire Department of Environmental Services Ambient Groundwater Quality Standards (AGQS) from Env-Or 600, Effective 9-1-2018
[4] New Hampshire Department of Environmental Services Groundwater to Indoor Air Screening Levels (GW-2) from Table 1 of the Revised Vapor Intrusion Screening Levels and TCE Update, Effective 2-7-2013
NS = no standard established
NA = not analyzed
Bold = Exceeds AGQS
Shaded = Exceeds GW-2
<10 = Not detected above laboratory reporting limit (RL), but RL exceeds AGQS
* Data from prior to 2019 was collected by others. This data summary was prepared using tables previously provided to NHDES.

Table 2
Summary of VOC Analytical Data
Former Daisy Cleaners
14 South Broadway, Salem, NH

Analyte[1]	Units[2]	NH-AGQS[3]	GW-2[4]	MW-3																						
Sample Date*				04/17/02	05/02/02	01/13/03	09/05/03	11/21/03	04/29/04	07/08/04	10/18/04	04/11/05	07/11/05	10/12/05	04/03/06	11/28/07	04/23/08	07/24/08	10/30/08	04/22/09	10/09/09	11/03/10	12/16/11	10/08/15	11/07/19
Volatile Organic Compounds (VOCs) by EPA Method 8260																										
Methylene Chloride	µg/l	5	24,000	NA	NA	NA	NA	NA	NA	NA	NA	***<50***	***<50***	***<50***	< 5	<5	<5	<5	<5	<5	<5	<5	<5	<5	<5	***<15***
1,1-Dichloroethane	µg/l	81	130	<10	<10	<2	<5	<10	<25	<12.5	<10	<10	< 10	< 10	< 2	<2	<2	<2	<2	<2	<2	<2	<2	<2	<2	<3.8
Tetrachloroethene	µg/l	5	240	**820**	**1,300**	**550**	**349**	**771**	**7,890**	**630**	**707**	**5,100**	**1,100**	**910**	**350**	**140**	**850**	**260**	**200**	**820**	**50**	**63**	**170**	**72**	**130**
1,1,2,2-Tetrachloroethane	µg/l	2	120	***<10***	***<10***	<2	***<5***	***<10***	***<25***	***<12.5***	***<10***	***<10***	***< 10***	***< 10***	< 2	<2	<2	<2	<2	<2	<2	<2	<2	<2	***<2.5***
Vinyl Chloride	µg/l	2	4	**120**	**240**	<2	***<5***	***<10***	**44.8**	***<12.5***	***<10***	**20**	***<10***	***< 10***	1	<1	2	<1	<1	**9**	<1	<1	<1	<1	***<5***
1,1-Dichloroethene	µg/l	7	630	***<10***	***<10***	<2	<5	***<10***	***<25***	***<125***	***<10***	***<10***	***< 10***	***< 10***	< 1	<1	<1	<1	<1	1	<1	<1	<1	<1	<2.5
trans 1,2- Dichloroethene	µg/l	100	560	40	60	8	<5	<10	<25	<12.5	<10	<10	< 10	< 10	3	<2	9	<2	<2	22	<2	<2	3	<2	9.8
Trichloroethene	µg/l	5	20	**400**	**760**	**110**	**6.00**	**64.2**	**396**	**68.5**	**21.8**	**330**	**20**	**20**	**70**	**26**	**210**	**21**	**22**	**490**	3	**16**	**73**	**23**	**200**
cis 1,2- Dichloroethene	µg/l	70	NS	**1,200**	**1,800**	**200**	10.3	**132**	**535**	17	**26.2**	**390**	20	20	**86**	43	**650**	45	44	**890**	5	26	**100**	44	**580**

Notes:
[1] Only detected compounds listed - all others below laboratory reporting limits
[2] µg/l = micrograms per liter = parts per billion (ppb)
[3] New Hampshire Department of Environmental Services Ambient Groundwater Quality Standards (AGQS) from Env-Or 600, Effective 9-1-2018
[4] New Hampshire Department of Environmental Services Groundwater to Indoor Air Screening Levels (GW-2) from Table 1 of the Revised Vapor Intrusion Screening Levels and TCE Update, Effective 2-7-2013
NS = no standard established
NA = not analyzed
Bold = Exceeds AGQS
Shaded = Exceeds GW-2
<10 = Not detected above laboratory reporting limit (RL), but RL exceeds AGQS
* Data from prior to 2019 was collected by others. This data summary was prepared using tables previously provided to NHDES.

Table 2
Summary of VOC Analytical Data
Former Daisy Cleaners
14 South Broadway, Salem, NH

Analyte[1]				MW-4																			
Sample Date*	Units[2]	NH-AGQS[3]	GW-2[4]	04/17/02	05/02/02	11/21/03	04/29/04	07/08/04	10/18/04	04/11/05	07/11/05	10/13/05	04/03/06	11/28/07	04/23/08	07/23/08	10/30/08	04/22/09	10/08/09	11/03/10	12/19/11	10/08/15	11/07/19
Volatile Organic Compounds (VOCs) by EPA Method 8260																							
Methylene Chloride	µg/l	5	24,000	NA	NA	NA	NA	NA	NA	***<30***	***<30***	<5	**31**	<5	<5	<5	<5	<5	<5	<5	<5	<5	<3
1,1-Dichloroethane	µg/l	81	130	<10	<10	<1	<5	<2.5	<1	<5	< 5	< 2	< 2	<2	<2	<2	<2	<2	<2	<1	<2	<2	<0.75
Tetrachloroethene	µg/l	5	240	**1,400**	**930**	**173**	**216**	**44.6**	**225**	**140**	**47**	**89**	**76**	**130**	**66**	**24**	**29**	**21**	**53**	**92**	**470**	**66**	**87**
1,1,2,2-Tetrachloroethane	µg/l	2	120	***<10***	***<10***	<1	***<5***	***<2.5***	<1	***<5***	***< 5***	< 2	< 2	<2	<2	<2	<2	<2	<2	<2	<2	<2	<0.5
Vinyl Chloride	µg/l	2	4	**330**	**990**	**28.4**	**27.8**	**5.0**	1.3	**130**	**110**	**32**	**5**	**24**	**21**	**11**	<1	**12**	<1	<1	1	<1	1.2
1,1-Dichloroethene	µg/l	7	630	***<10***	***<10***	<1	<5	<2.5	<1	<5	< 5	< 1	< 1	<1	<1	<1	<1	<1	<1	<1	<1	<1	<0.5
trans 1,2- Dichloroethene	µg/l	100	560	40	70	3.82	<5	3.80	1.1	19	17	5	6	2	2	<2	<2	<2	<2	<2	<2	<2	<0.75
Trichloroethene	µg/l	5	20	**450**	**860**	**16.4**	**263**	**61.6**	**14.9**	**170**	**95**	**42**	**34**	**25**	**27**	**10**	**10**	**8**	**7**	**6**	4	<2	1.9
cis 1,2- Dichloroethene	µg/l	70	NS	**740**	**1,800**	53.4	**198**	65.4	21	**470**	**360**	**99**	**120**	**74**	**150**	39	24	30	16	17	18	6	14

Notes:
[1] Only detected compounds listed - all others below laboratory reporting limits
[2] µg/l = micrograms per liter = parts per billion (ppb)
[3] New Hampshire Department of Environmental Services Ambient Groundwater Quality Standards (AGQS) from Env-Or 600, Effective 9-1-2018
[4] New Hampshire Department of Environmental Services Groundwater to Indoor Air Screening Levels (GW-2) from Table 1 of the Revised Vapor Intrusion Screening Levels and TCE Update, Effective 2-7-2013
NS = no standard established
NA = not analyzed
Bold = Exceeds AGQS
Shaded = Exceeds GW-2
<10 = Not detected above laboratory reporting limit (RL), but RL exceeds AGQS
* Data from prior to 2019 was collected by others. This data summary was prepared using tables previously provided to NHDES.

Table 2
Summary of VOC Analytical Data
Former Daisy Cleaners
14 South Broadway, Salem, NH

Analyte[1]	Units[2]	NH-AGQS[3]	GW-2[4]	MW-6D														
Sample Date*				09/05/03	11/21/03	04/29/04	07/08/04	10/18/04	04/11/05	07/11/05	10/14/05	04/06/06	05/30/06	07/21/06	09/28/06	10/23/06	12/21/06
Volatile Organic Compounds (VOCs) by EPA Method 8260																		
Methylene Chloride	µg/l	5	24,000	NA	NA	NA	NA	NA	<5	<5	<5	**38**	<5	<5	<5	***<30***	<5
1,1-Dichloroethane	µg/l	81	130	***<100***	<10	<5	<5	<2.5	<2	< 2	< 2	< 2	<2	<2	<2	<5	<2
Tetrachloroethene	µg/l	5	240	**47,200**	**985**	**586**	**220**	**100**	**26**	**48**	**21**	**590**	**620**	**930**	**12,000**	**2,000**	**300**
1,1,2,2-Tetrachloroethane	µg/l	2	120	***<100***	***<10***	***<5***	***<5***	***<2.5***	<2	< 2	< 2	< 2	<2	<2	<2	***<5***	<2
Vinyl Chloride	µg/l	2	4	***<100***	***<10***	***<5***	***<5***	***<2.5***	<2	< 2	< 1	< 1	<1	<1	**54**	**10**	<2
1,1-Dichloroethene	µg/l	7	630	***<100***	***<10***	<5	<5	<2.5	<1	< 1	< 1	< 1	<1	<1	7	<5	<1
trans 1,2- Dichloroethene	µg/l	100	560	<100	<10	<5	<5	<2.5	<2	< 2	< 2	< 2	<2	<2	12	7	<2
Trichloroethene	µg/l	5	20	***<100***	***<10***	<5	<5	3.1	<2	2	< 2	**45**	**27**	**70**	**800**	**410**	**69**
cis 1,2- Dichloroethene	µg/l	70	NS	<100	<10	<5	<5	<2.5	<2	8	< 2	41	26	**100**	**1600**	**980**	**100**

Notes:
[1] Only detected compounds listed - all others below laboratory reporting limits
[2] µg/l = micrograms per liter = parts per billion (ppb)
[3] New Hampshire Department of Environmental Services Ambient Groundwater Quality Standards (AGQS) from Env-Or 600, Effective 9-1-2018
[4] New Hampshire Department of Environmental Services Groundwater to Indoor Air Screening Levels (GW-2) from Table 1 of the Revised Vapor Intrusion Screening Levels and TCE Update, Effective 2-7-2013
NS = no standard established
NA = not analyzed
Bold = Exceeds AGQS
Shaded = Exceeds GW-2
<10 = Not detected above laboratory reporting limit (RL), but RL exceeds AGQS
* Data from prior to 2019 was collected by others. This data summary was prepared using tables previously provided to NHDES.

Table 2
Summary of VOC Analytical Data
Former Daisy Cleaners
14 South Broadway, Salem, NH

Analyte[1]	Units[2]	NH-AGQS[3]	GW-2[4]	MW-6D												
Sample Date*				02/19/07	04/26/07	06/21/07	11/28/07	04/23/08	07/23/08	10/30/08	04/23/09	10/08/09	11/04/10	12/19/11	10/08/15	11/08/19
Volatile Organic Compounds (VOCs) by EPA Method 8260																
Methylene Chloride	µg/l	5	24,000	<5	<5	<5	<5	<5	***<30***	<5	<5	<5	<5	<5	<5	<3
1,1-Dichloroethane	µg/l	81	130	<2	<2	<2	<2	<2	<5	<2	<2	<2	<2	<2	<2	<0.75
Tetrachloroethene	µg/l	5	240	**220**	**180**	**290**	**3,100**	**300**	**680**	**180**	**400**	**4,000**	**3,500**	**75**	**1,100**	**240**
1,1,2,2-Tetrachloroethane	µg/l	2	120	<2	<2	<2	<2	<2	***<5***	<2	<2	<2	<2	<2	<2	<0.5
Vinyl Chloride	µg/l	2	4	2	<1	**9**	<1	1	**20**	<1	<1	**11**	<1	<1	<1	<1
1,1-Dichloroethene	µg/l	7	630	<1	<1	<1	1	<1	<5	<1	<1	1	<1	<1	<1	<0.5
trans 1,2- Dichloroethene	µg/l	100	560	<2	<2	<2	3	<2	<5	<2	<2	3	<2	<2	<2	0.78
Trichloroethene	µg/l	5	20	**70**	**25**	**54**	**240**	**47**	**90**	**15**	**20**	**170**	**190**	4	4	**28**
cis 1,2- Dichloroethene	µg/l	70	NS	**88**	40	**140**	**510**	**81**	**150**	14	19	**120**	**200**	3	61	39

Notes:
[1] Only detected compounds listed - all others below laboratory reporting limits
[2] µg/l = micrograms per liter = parts per billion (ppb)
[3] New Hampshire Department of Environmental Services Ambient Groundwater Quality Standards (AGQS) from Env-Or 600, Effective 9-1-2018
[4] New Hampshire Department of Environmental Services Groundwater to Indoor Air Screening Levels (GW-2) from Table 1 of the Revised Vapor Intrusion Screening Levels and TCE Update, Effective 2-7-2013
NS = no standard established
NA = not analyzed
Bold = Exceeds AGQS
Shaded = Exceeds GW-2
<10 = Not detected above laboratory reporting limit (RL), but RL exceeds AGQS
* Data from prior to 2019 was collected by others. This data summary was prepared using tables previously provided to NHDES.

Table 2
Summary of VOC Analytical Data
Former Daisy Cleaners
14 South Broadway, Salem, NH

Analyte[1]				MW-7																		MW-8
Sample Date*	Units[2]	NH-AGQS[3]	GW-2[4]	09/05/03	11/19/03	04/29/04	07/08/04	10/18/04	04/11/05	07/11/05	10/12/05	04/06/06	11/28/07	04/23/08	07/25/08	10/30/08	04/22/09	10/08/09	11/04/10	12/19/11	10/08/15	11/08/19
Volatile Organic Compounds (VOCs) by EPA Method 8260																						
Methylene Chloride	µg/l	5	24,000	NA	NA	NA	NA	NA	<5	<5	<5	< 5	<5	<5	<5	<5	<5	<5	<5	<5	<5	<3
1,1-Dichloroethane	µg/l	81	130	<1	<1	<1	<1	<1	<2	< 2	< 2	< 2	<2	<2	<2	<2	<2	<2	<2	<2	<2	<0.75
Tetrachloroethene	µg/l	5	240	1.13	<1	**8.1**	3.50	**62.40**	**70**	**410**	**19**	**6**	2	4	5	<2	5	<2	**110**	3	2	<0.5
1,1,2,2-Tetrachloroethane	µg/l	2	120	<1	<1	<1	<1	<1	<2	< 2	< 2	< 2	<2	<2	<2	<2	<2	<2	<2	<2	<2	<0.5
Vinyl Chloride	µg/l	2	4	<1	<1	<1	<1	<1	<2	< 2	<1	< 1	<1	<1	<1	<1	<1	<1	<1	<1	<1	<1
1,1-Dichloroethene	µg/l	7	630	<1	<1	<1	<1	<1	<1	<1	< 1	< 1	<1	<1	<1	<1	<1	<1	<1	<1	<1	<0.5
trans 1,2- Dichloroethene	µg/l	100	560	<1	<1	>1	<1	<1	<2	4	< 2	< 2	<2	<2	<2	<2	<2	<2	<2	<2	<2	<0.75
Trichloroethene	µg/l	5	20	<1	<1	1.3	<1	**9.9**	**11**	**150**	4	< 2	<2	<2	<2	<2	<2	<2	**25**	<2	<2	<0.5
cis 1,2- Dichloroethene	µg/l	70	NS	<1	<1	<1	<1	6	7	**190**	4	< 2	<2	<2	<2	<2	2	6	9	<2	2	<0.5

Notes:
[1] Only detected compounds listed - all others below laboratory reporting limits
[2] µg/l = micrograms per liter = parts per billion (ppb)
[3] New Hampshire Department of Environmental Services Ambient Groundwater Quality Standards (AGQS) from Env-Or 600, Effective 9-1-2018
[4] New Hampshire Department of Environmental Services Groundwater to Indoor Air Screening Levels (GW-2) from Table 1 of the Revised Vapor Intrusion Screening Levels and TCE Update, Effective 2-7-2013
NS = no standard established
NA = not analyzed
Bold = Exceeds AGQS
Shaded = Exceeds GW-2
<10 = Not detected above laboratory reporting limit (RL), but RL exceeds AGQS
* Data from prior to 2019 was collected by others. This data summary was prepared using tables previously provided to NHDES.

Table 2
Summary of VOC Analytical Data
Former Daisy Cleaners
14 South Broadway, Salem, NH

Analyte[1]	Units[2]	NH-AGQS[3]	GW-2[4]	MW-10D																	
Sample Date*				11/19/03	04/29/04	07/08/04	10/18/04	04/11/05	07/11/05	10/12/05	04/05/06	11/28/07	04/23/08	07/25/08	10/30/08	04/22/09	10/08/09	11/04/10	12/16/11	10/08/15	12/12/19
Volatile Organic Compounds (VOCs) by EPA Method 8260																					
Methylene Chloride	µg/l	5	24,000	NA	NA	NA	NA	<5	<5	***<10***	<5	**28**	<5	<5	<5	<5	<5	<5	<5	<5	<3
1,1-Dichloroethane	µg/l	81	130	<1	<1	<1	<1	<2	< 2	< 2	< 2	<2	<2	<2	<2	<2	<2	<2	<2	<2	<0.75
Tetrachloroethene	µg/l	5	240	**70.4**	**79.0**	**212**	**221**	**400**	**240**	**410**	**150**	**99**	**69**	**42**	**35**	**300**	**170**	**71**	**53**	**44**	**28**
1,1,2,2-Tetrachloroethane	µg/l	2	120	<1	<1	<1	<1	<2	< 2	< 2	< 2	<2	<2	<2	<2	<2	<2	<2	<2	<2	<0.5
Vinyl Chloride	µg/l	2	4	<1	<1	<1	<1	<2	< 2	<2	< 1	<1	<1	<1	<1	**6**	<1	<1	<1	<1	<1
1,1-Dichloroethene	µg/l	7	630	<1	<1	<1	<1	<1	< 1	< 2	< 1	<1	<1	<1	<1	<1	<1	<1	<1	<1	<0.5
trans 1,2- Dichloroethene	µg/l	100	560	<1	<1	1.2	1.1	<2	< 2	2	< 2	6	2	<2	<2	4	3	4	<2	<2	0.89
Trichloroethene	µg/l	5	20	**9.44**	**12.7**	**42.4**	**36**	**66**	**53**	**71**	**26**	**35**	**22**	**12**	**14**	**64**	**48**	**42**	**18**	**18**	**14**
cis 1,2- Dichloroethene	µg/l	70	NS	4.9	9.4	39.4	35.1	56	54	**86**	21	**86**	**110**	40	31	**190**	**110**	63	26	29	42

Notes:
[1] Only detected compounds listed - all others below laboratory reporting limits
[2] µg/l = micrograms per liter = parts per billion (ppb)
[3] New Hampshire Department of Environmental Services Ambient Groundwater Quality Standards (AGQS) from Env-Or 600, Effective 9-1-2018
[4] New Hampshire Department of Environmental Services Groundwater to Indoor Air Screening Levels (GW-2) from Table 1 of the Revised Vapor Intrusion Screening Levels and TCE Update, Effective 2-7-2013
NS = no standard established
NA = not analyzed
Bold = Exceeds AGQS
Shaded = Exceeds GW-2
<10 = Not detected above laboratory reporting limit (RL), but RL exceeds AGQS
* Data from prior to 2019 was collected by others. This data summary was prepared using tables previously provided to NHDES.

Table 3
Summary of PFAS Analytical Data
Former Daisy Cleaners
14 South Broadway, Salem, NH

Analyte[1]				MW-2	MW-3	MW-4	MW-6D	MW-8	MW-10D
Sample Date				11/7/2019	11/7/2019	11/7/2019	11/7/2019	11/7/2019	12/12/2019
	CasNum		Units						
PFAS[2] by Method 537 Modified (isomer dilution)		NH-AGQS[4]							
Perfluorobutanoic Acid (PFBA)	375-22-4	NS[5]	ng/l	6.22	11.6	1.82	5.37	12.5	3.46
Perfluoropentanoic Acid (PFPeA)	2706-90-3	NS	ng/l	6.66	21.2	3.38	7.75	<1.98	4.53
Perfluorobutanesulfonic Acid (PFBS)	375-73-5	NS	ng/l	7.23	13.4	1.88	6.6	<1.98	4.95
Perfluorohexanoic Acid (PFHxA)	307-24-4	NS	ng/l	11	21.5	4.24	12.8	<1.98	5.88
Perfluoroheptanoic Acid (PFHpA)	375-85-9	NS	ng/l	11.6	21	5.15	13.4	<1.98	6.52
Perfluorohexanesulfonic Acid (PFHxS)	355-46-4	NS	ng/l	16	17.9	6.25	11.1	<1.98	11
Perfluorooctanoic Acid (PFOA)	335-67-1	70	ng/l	60.7	40.8	22.3	58.2	<1.98	44.9
Perfluorononanoic Acid (PFNA)	375-95-1	NS	ng/l	<2.26	3.6	2.31	2.14	<1.98	5
Perfluorooctanesulfonic Acid (PFOS)	1763-23-1	70	ng/l	**180**	**131**	**240**	**75.8**	4.45	**354**
Total PFOA/PFOS	N/A	70	ng/l	**241**	**172**	**262**	**134**	4.45	**399**

Notes:

[1] Only detected compounds listed - all others below laboratory reporting limits
[2] Per- and Polyfluoroalkyl Substances
[3] ng/l = nanograms per liter = parts per trillion (ppt)
[4] New Hampshire Department of Environmental Services Ambient Groundwater Quality Standards (AGQS) from Env-Or 600, Effective 9-1-2018
[5] No Standard
< = Concentration less than noted reporting limits.
Values in **Bold** exceed Standards

FIGURES

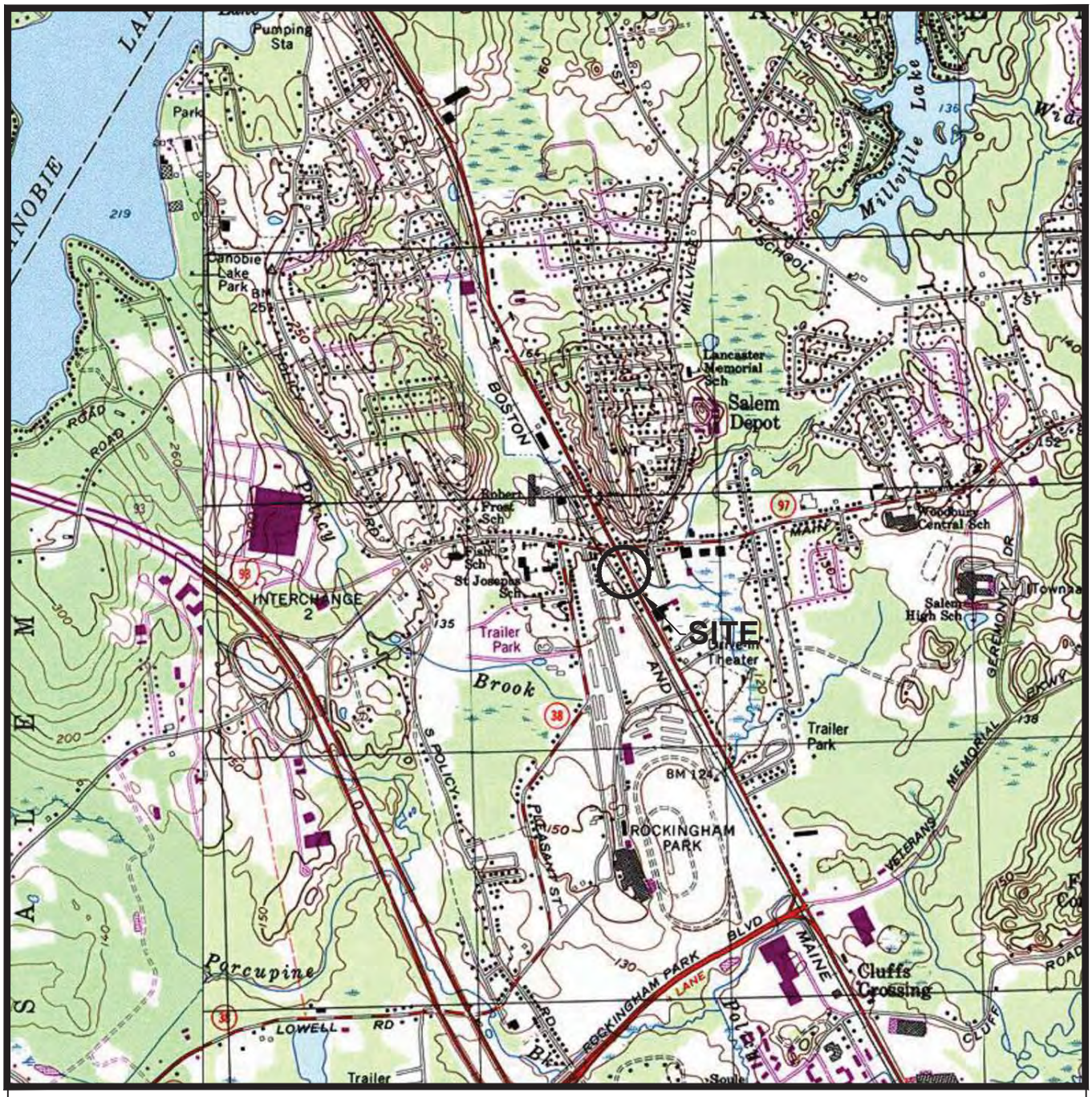

MAP SOURCE:

DeLORME 3D TOPOQUADS

USGS SALEM DEPOT [NH] QUAD
1977
42.78126°N, 71.22944°W (NAD83/WGS84)

NORTH

NEW HAMPSHIRE

2000 0 2000

Scale in feet

ORIGINAL SHEET - ANSI A

FEBRUARY 25, 2020
195601609

\\US0287-PPFSS01\WORKGROUP\1956\ACTIVE\195601609\03_DATA\GIS_CAD\CAD\2_25_20_DAISY CLEANERS.DWG
3/19/2020 10:04 AM

Stantec

5 Dartmouth Drive, Suite 200
Auburn NH
www.stantec.com

Client/Project
FORMER DAISY CLEANERS
14 SOUTH BROADWAY
SALEM, NEW HAMPSHIRE

Figure No.
1

Title
SITE LOCATION PLAN

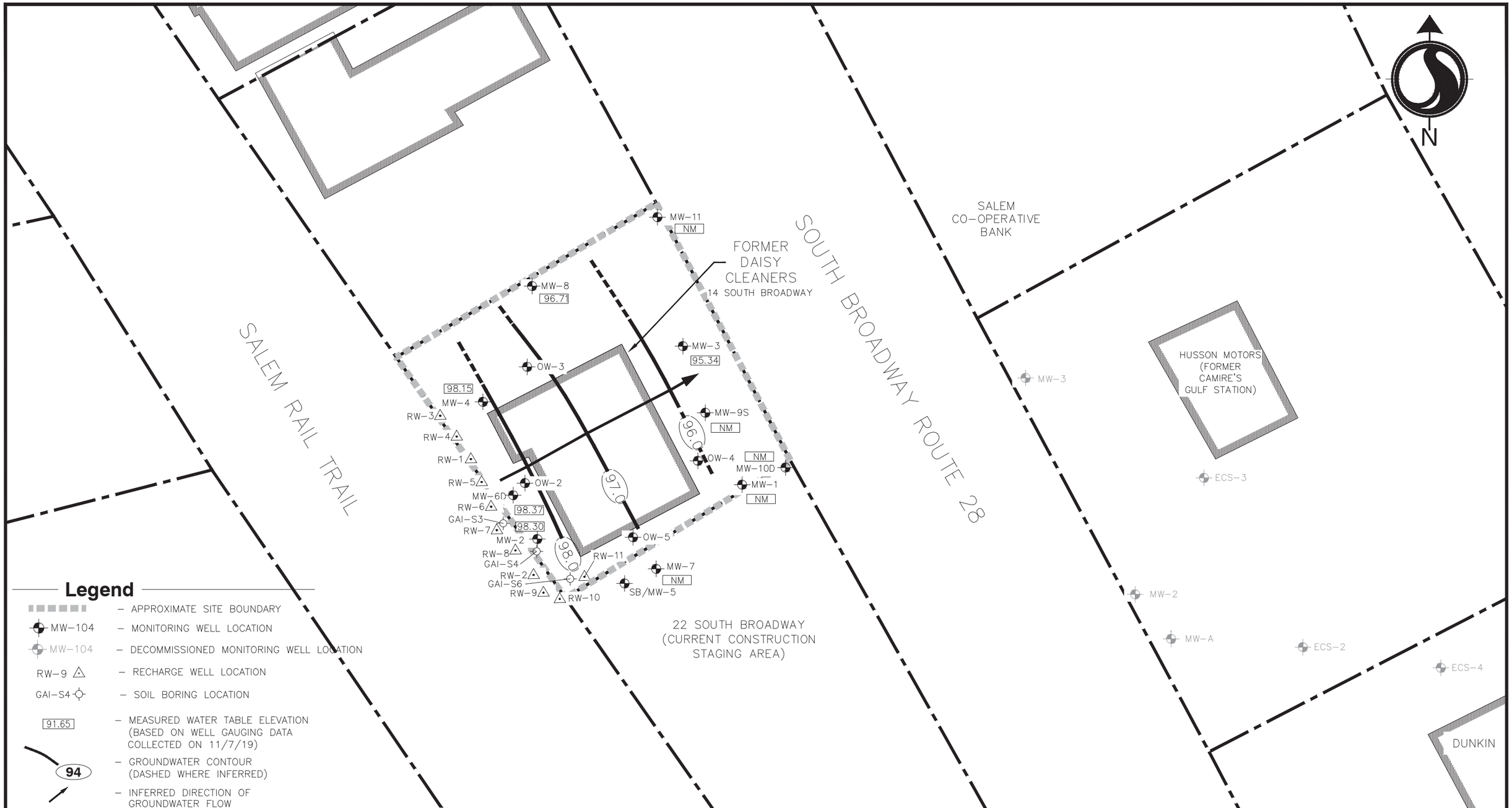

NOTES:

1. BASE MAP DEVELOPED FROM TOWN OF SALEM TAX MAP 89 DATED APRIL 2018 AND MONITORING WELL LOCATION AND POTENTIOMETRIC SURFACE MAP (FIGURE 3) FROM GOLDER ASSOCIATES 2011 ANNUAL MONITORING REPORT DATED JANUARY 20, 2012
2. LOCATION AND SITE FEATURES DEPICTED HEREON ARE APPROXIMATE AND GIVEN FOR ILLUSTRATIVE PURPOSES ONLY.
3. THE GROUNWATER ELEVATION CONTOURS SHOWN ARE INTENDED TO DEPICT GENERAL CONDITIONS AT THE TIME WELL GAUGING DATA WAS COLLECTED (NOVEMBER 7, 2019). WATER LEVELS FLUCTUATE WITH PRECIPITATION, TEMPERATURE, AND SEASONAL CHANGES. ACTUAL CONDITIONS MAY VARY FROM THOSE SHOWN. OTHER INTERPRETATIONS ARE POSSIBLE.

Stantec Consulting Services Inc.

Stantec

STANTEC OFFICE LOCATION: AUBURN, NEW HAMPSHIRE				
DATE PREPARED: 2-25-20	DESIGNED BY: JJW	DRAWN BY: JJW	CHECKED BY: LSS	REVIEWED BY: DAA
REVISION DATE:	REVISION NO:	DRAWN BY:	CHECKED BY:	REVIEWED BY:
PROJECT NAME/FILE NAME: DAISY CLEANERS		PROJECT NUMBER/PHASE: 195601609		SCALE: AS SHOWN

DRAWING TITLE:

SITE PLAN

FORMER DAISY CLEANERS
14 SOUTH BROADWAY
SALEM, NEW HAMPSHIRE

PREPARED FOR: NHDOT

FIGURE NO. **2**

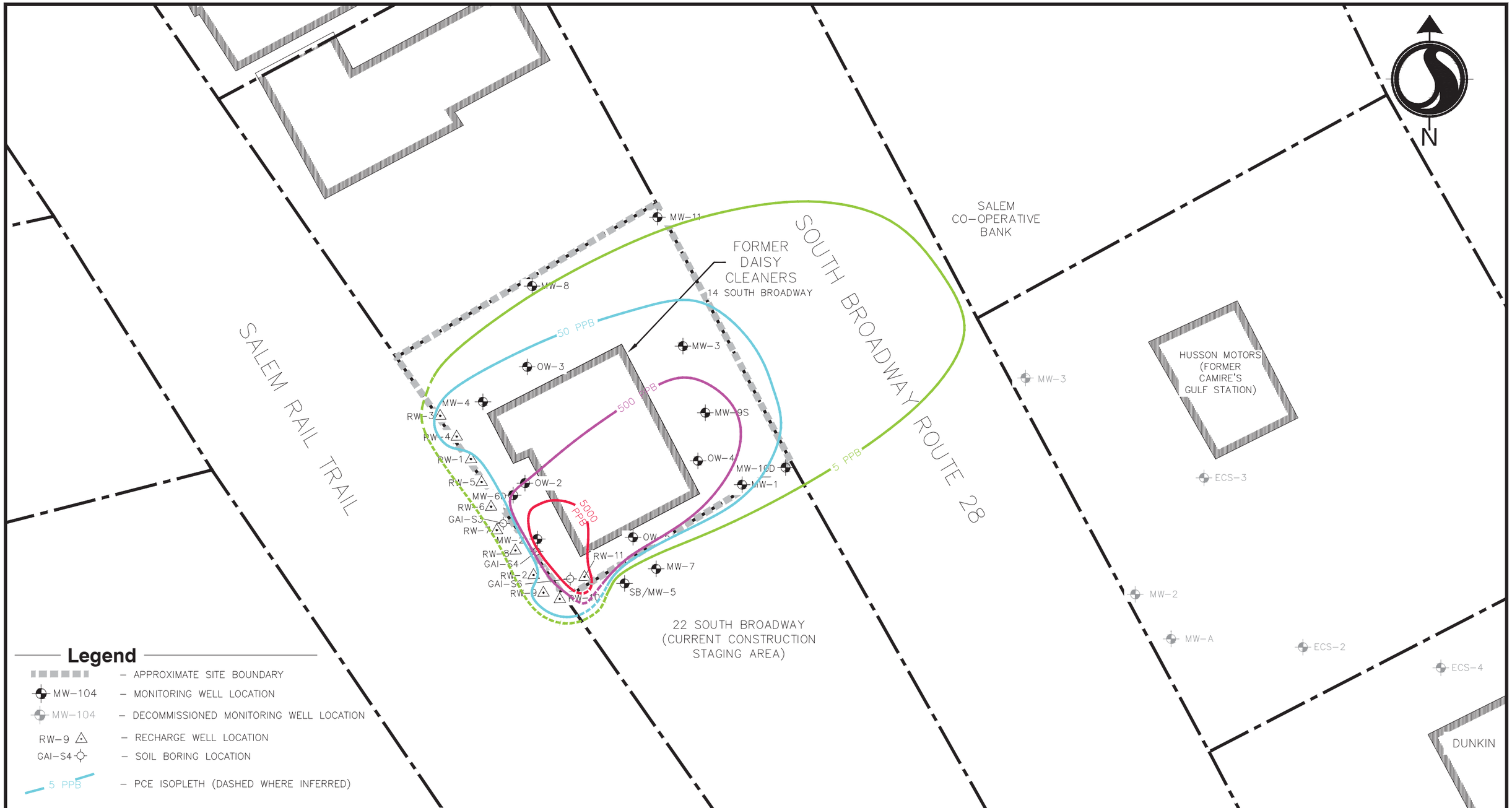

Legend

- APPROXIMATE SITE BOUNDARY
- MW-104 – MONITORING WELL LOCATION
- MW-104 – DECOMMISSIONED MONITORING WELL LOCATION
- RW-9 – RECHARGE WELL LOCATION
- GAI-S4 – SOIL BORING LOCATION
- 5 PPB – PCE ISOPLETH (DASHED WHERE INFERRED)

NOTES:

1. BASE MAP DEVELOPED FROM TOWN OF SALEM TAX MAP 89 DATED APRIL 2018 AND MONITORING WELL LOCATION AND POTENTIOMETRIC SURFACE MAP (FIGURE 3) FROM GOLDER ASSOCIATES 2011 ANNUAL MONITORING REPORT DATED JANUARY 20, 2012
2. LOCATION AND SITE FEATURES DEPICTED HEREON ARE APPROXIMATE AND GIVEN FOR ILLUSTRATIVE PURPOSES ONLY.

Stantec Consulting Services Inc.

Stantec

STANTEC OFFICE LOCATION:				
AUBURN, NEW HAMPSHIRE				
DATE PREPARED: 2-25-20	DESIGNED BY: JJW	DRAWN BY: JJW	CHECKED BY: LSS	REVIEWED BY: DAA
REVISION DATE:	REVISION NO:	DRAWN BY:	CHECKED BY:	REVIEWED BY:
PROJECT NAME/FILE NAME: DAISY CLEANERS		PROJECT NUMBER/PHASE: 195601609	SCALE: AS SHOWN	

DRAWING TITLE:

PCE IMPACTS TO GROUNDWATER

FORMER DAISY CLEANERS
14 SOUTH BROADWAY
SALEM, NEW HAMPSHIRE

PREPARED FOR: NHDOT

FIGURE NO. 3

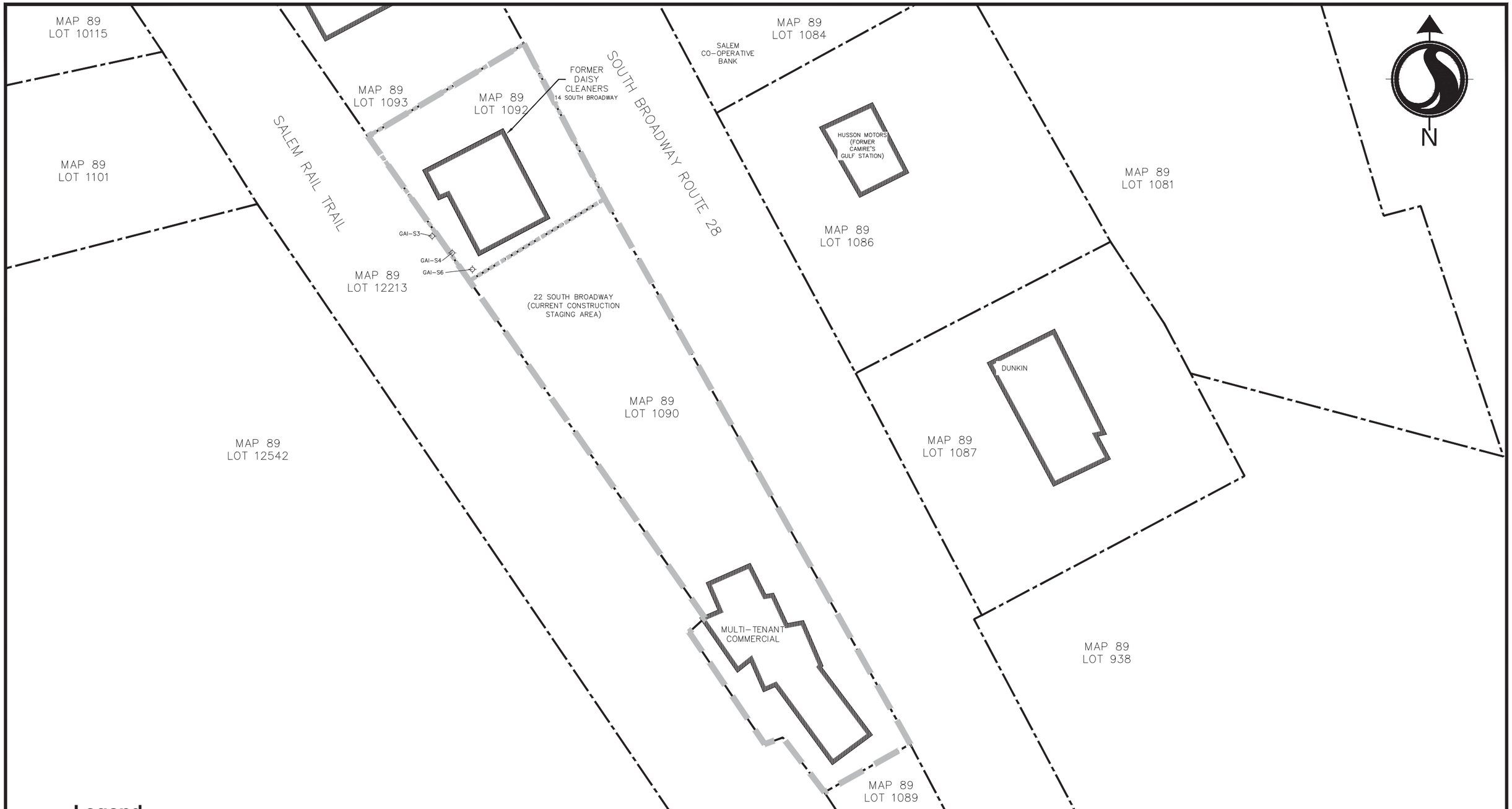

Legend

– APPROXIMATE LOT BOUNDARY

– PROPOSED GMZ BOUNDARY

NOTES:

1. BASE MAP DEVELOPED FROM TOWN OF SALEM TAX MAP 89 DATED APRIL 2018
2. LOCATION AND SITE FEATURES DEPICTED HEREON ARE APPROXIMATE AND GIVEN FOR ILLUSTRATIVE PURPOSES ONLY.

0 50' 100'

Stantec Consulting Services Inc.

Stantec

STANTEC OFFICE LOCATION:					DRAWING TITLE:
AUBURN, NEW HAMPSHIRE					**PROPOSED GROUNDWATER MANAGEMENT ZONE** FORMER DAISY CLEANERS 14 SOUTH BROADWAY SALEM, NEW HAMPSHIRE
DATE PREPARED: 2-25-20	DESIGNED BY: JJW	DRAWN BY: JJW	CHECKED BY: LSS	REVIEWED BY: DAA	
REVISION DATE:	REVISION NO:	DRAWN BY:	CHECKED BY:	REVIEWED BY:	
PROJECT NAME/FILE NAME: DAISY CLEANERS		PROJECT NUMBER/PHASE: 195601609		SCALE: AS SHOWN	PREPARED FOR: NHDOT

FIGURE NO. 4

DES Waste Management Division
29 Hazen Drive; PO Box 95
Concord, NH 03302-0095

2017 GROUNDWATER SUMMARY REPORT

Former Sullivan Fuel Company
49 North Broadway
Salem, New Hampshire

NHDES SITE # 199606040
Project Type: LUST
Project No: 12287

Prepared for:
49 North Broadway LLC
7 Willow Street
Salem, NH 03079
Phone: (978) 518-2043
Contact: Mr. Timothy Bean
Email: Not Applicable

Prepared by:

Terracon Consultants, Inc.
77 Sundial Avenue, Suite 401W
Manchester, New Hampshire 03103
Phone: (603) 647-9700
Contact: Sean D. Kennedy
Email: sean.kennedy@terracon.com
Terracon Project No. J1137103

Kennedy, Sean D.

Digitally signed by Kennedy, Sean D.
DN: cn=Kennedy, Sean D., ou=General Users, email=Sean.Kennedy@terracon.com
Date: 2018.04.16 11:16:48 -04'00'

Date of Report: September 11, 2017

Groundwater Monitoring Report Cover Sheet

Site Name: Former Sullivan Fuel Company

Town: Salem

Permit #: 199606040

Type of Submittal (***Check all that apply***)

- ☒ Periodic Summary Report (*year*): *2017*
- ☐ Data Submittal (*month and year per Condition #7 of Permit*):

Check each box where the answer to any of the following questions is "YES"

Sampling Results

- ☐ During the most recent monitoring event, were any new compounds detected at any sampling point?
- ☐ Are there any detections of contamination in drinking water that is untreated prior to use?
  Well/Compound:
  - ☐ Do compounds detected exceed AGQS?
- ☐ Was free product detected for the first time in any monitoring point?
  - ☐ Surface Water (*visible sheen*)
  - ☐ Groundwater (*1/8" or greater thickness*)
    Location/Thickness:

Contaminant Trends

- ☐ Do sampling results show an increasing concentration trend in any source area monitoring well?
  Well/Compound:
- ☐ Do sampling results indicate an AGQS violation in any of the GMZ boundary wells?
  Well/Compound:

Recommendations

- ☐ Does the report include any recommendations requiring DES action? (*Do not check this box if the only recommendation is to continue with existing permit conditions.*)

This form is to be completed for groundwater monitoring data submittals and periodic summary reports submitted to the New Hampshire Department of Environmental Services Waste Management Division.

September 11, 2017

49 North Broadway LLC
7 Willow Street
Salem, NH 03079

Attn: Mr. Timothy Bean

Re: 2017 Groundwater Summary Report
Former Sullivan Fuel Company
49 North Broadway
Salem, New Hampshire
DES # 199606040
Terracon Project No. J1137103

Dear Mr. Bean:

Terracon Consultants, Inc. (Terracon) has completed this Groundwater Summary Report to present the results of groundwater sampling and analyses conducted in at the former Sullivan Fuel Company site in Salem, New Hampshire. A site location map is presented as Exhibit A-1.

Sampling and analyses were conducted in general accordance with Groundwater Management Permit (GMP) No. GWP-199606040-S-002, issued for the site by the New Hampshire Department of Environmental Services (DES) on November 21, 2013. Sampling of monitoring wells MW-1, MW-2, MW-3, MW-7 and MW-8 were completed on April 10, 2017, with analysis for the Department of Environmental Services (DES) Waste Management Division Full List of Analytes for Volatile Organic Compounds via U. S. Environmental Protection Agency (EPA) Method 8260B. Field measurements for pH, temperature, dissolved oxygen (DO), oxidation-reduction potential (ORP) and specific conductivity (SC) were also collected and evaluated during the sampling event. Following is a summary of the field methods used, the results, and recommendations for the groundwater monitoring program. The contents of this report are subject to the Limitations contained in Appendix B.

2017 GROUNDWATER MONITORING PROGRAM

Groundwater monitoring was conducted on April 10, 2017 by a Terracon representative. Groundwater samples were collected from monitoring wells MW-1, MW-2, MW-3, MW-7 and MW-8 during the monitoring event. Groundwater sampling locations are depicted on Exhibit A-2.

A low-flow sampling methodology was used during the 2017 sampling event. The low-flow sampling system consisted of dedicated polyethylene tubing inserted within the well with the intake located at a prescribed location in the screened portion of the well. The tubing was

connected to a MasterFlex peristaltic pump and allowed to discharge to the base of a 500-milliliter flow-through cell. Flow rates were adjusted to be approximately 0.3 liter per minute, which is within the accepted range of 0.1 to 0.5 liter per minute used for low-flow sampling (*Low-Flow Ground-Water Sampling Procedures, US EPA/540/S-95/504*, April 1996). The flow-through cell was set up with a YSI 556 water quality probe. Water flowed from the base of the flow-through cell to an outlet located at the top of the cell. Generally, the water-quality probes showed stabilized readings within twenty to thirty minutes of the flask filling with water.

The YSI 556 water quality probe used for these measurements was calibrated before and after sampling in a manner consistent with the manufacturer's guidelines. Parameters measured by the probe included DO, ORP, temperature, SC and pH. Water samples were collected by extracting the tubing from the flow-through cell and filling the appropriate containers. Field water quality measurement data collected during the April 2017 sampling event is presented on Table 1.

Groundwater samples were collected from each monitoring well in 40-milliliter glass vials containing preservative, placed on ice during transportation, and delivered under proper chain-of-custody procedures to Aquarian Analytical Lab (AAL) of Canterbury, New Hampshire for analysis of the DES Waste Management Division Full List of Analytes for Volatile Organic Compounds (VOCs) via EPA Method 8260B.

Laboratory results for the April 2017 sampling event are attached as Appendix C. The laboratory results for the November 2016 sampling event have been transmitted previously. The historic site analytical data for VOCs in groundwater are summarized on Table 2, along with the New Hampshire Ambient Groundwater Quality Standards (AGQS).

DATA EVALUATION

Groundwater elevation contours and the flow pattern calculated from the April 10, 2017 groundwater level data are shown on Exhibit A-2. The April 2017 water level data indicate a southeasterly flow of groundwater across the site.

During the April 2017 sampling event, benzene, ethylbenzene, o-xylene, naphthalene, n-propylbenzene, n-butylbenzene, 1,2,4-trimethylbenzene, 1,3,5-trimethylbenzene, and isopropylbenzene were detected above the laboratory method detection limits within groundwater collected from monitoring wells MW-3 or MW-7. VOCs were not detected above laboratory method detection limits within MW-1 or MW-8.

During the April 2017 sampling event, VOCs were not detected at concentrations above their applicable AGQS. As depicted on Exhibits A-3 and Table 2, the historic concentrations of naphthalene in excess of AGQS appear to be located within the northeastern portion of the site

in the vicinity of the former fuel oil underground storage tanks (USTs). Based on historic groundwater quality, concentrations of contaminants have not been detected above AGQS at MW-1, MW-4, MW-5 or MW-6, which are either located on the southern portion of the site and are considered the downgradient monitoring points or are located upgradient of the contaminant source.

A graph depicting naphthalene concentrations versus time in groundwater collected from monitoring wells MW-3 and MW-7 is presented as Exhibit A-4. Naphthalene was detected at concentrations below AGQS within MW-3 and MW-7 for the first time since monitoring began in 2004. Historically, naphthalene concentrations at MW-3 have typically fluctuated between 9 and 100 parts per billion (ppb). At MW-7, concentrations have fluctuated between <4 and 96 ppb. Based on the available data set, there does not appear to be a correlation between seasonal variations in the water table and the contaminant concentrations.

CONCLUSIONS AND RECOMMENDATIONS

Based on the results of the April 2017 monitoring activities, groundwater quality at the site has met AGQS for the first time since monitoring began. Since November 2015, the only contaminant in excess of applicable AGQS had been naphthalene within MW-3 and MW-7. Historic data indicates groundwater impacts have been generally isolated to the northeastern portion of the site in the vicinity of MW-3 and MW-7.

Based on the April 2017 analytical data, we recommend continued sampling in accordance with the GMP to assess groundwater quality underlying the site. If you have questions or we can be of further assistance, please contact our office. We thank you for this opportunity to be of service and look forward to continuing our work with you on this project.

Very truly yours,

Terracon Consultants, Inc.

STATE OF NEW HAMPSHIRE
LAWRENCE J. DWYER
No. 9191
LICENSED
PROFESSIONAL ENGINEER

Sean D. Kennedy
Project Manager

Lawrence J. Dwyer, PE
Principal

Attachments

Tables

Table 1 – Monitoring Well Field Groundwater Measurements (4-10-17)
Table 2 – Groundwater Analytical Results VOCs in Groundwater

Appendix A

Exhibit A-1 – Site Location Map
Exhibit A-2 – Groundwater Elevation Contour Plan (4-10-17)
Exhibit A-3 – Naphthalene Isopleth Plan (4-10-17)
Exhibit A-4 – Naphthalene Concentrations versus Time

Appendix B – Limitations

Appendix C – Aquarian Analytical Lab Data

cc: NHDES, Groundwater Management Permits Coordinator via OneStop Upload

TABLES

TABLE 1 – MONITORING WELL FIELD GROUNDWATER MEASUREMENTS (4-10-17)

TABLE 2 – GROUNDWATER ANALYTICAL RESULTS VOCS IN GROUNDWATER

TABLE 1

MONITORING WELL
FIELD GROUNDWATER MEASUREMENTS

PROJECT:	Former Sullivan Fuel Company	CLIENT:	49 North Broadway, LLC.
	49 North Broadway, Salem, NH		Salem, NH
PROJECT NO.:	J1137103	WEATHER:	Clear 70s
DATE:	4/10/2017	INSTRUMENT(S):	Water level indicator,
TECHNICIAN:	Andrew Fournier		Low flow sampling kit

WELL NO.	WELL ELEV. (FT.)	DEPTH OF WELL (FT.)	DEPTH TO WTR (FT.)	WATER COLUMN THICKNESS	WATER TABLE ELEV. (FT.)	ORP (mV)	YSI DISSOLVED O_2 (mg/L)	TEMP. (C)	pH	SPECIFIC COND. (µS/cm)	COMMENTS
MW-1	142.81	12.30	4.30	8.00	138.51	-124.2	0.90	9.4	9.8	0.439	Clear, no odor
MW-2	142.88	11.95	3.40	8.55	139.48	-161	0.41	11.7	9.8	0.458	Clear, no odor
MW-3	143.89	11.70	2.08	9.62	141.81	-215	0.32	11.7	7.9	0.662	Clear, no odor
MW-7	144.27	11.60	2.25	9.35	142.02	-219	0.33	10.8	10.3	0.902	Clear, no odor, biological material
MW-8	143.79	11.23	0.40	10.83	143.39	-182	0.55	10.0	9.4	0.141	Clear, no odor, biological material

mV - millivolts.

TABLE 2
Groundwater Monitoring Results
Former Sullivan Fuel Company
49 North Broadway Salem, NH
NHDES Site #199606040
Terracon Project No. J1137103

		1,2,4-Trimethylbenzene	1,3,5-Trimethylbenzene	cis-1,2-Dichlororethylene	Ethylbenzene	Isopropylbenzene	m&p -Xylenes	Naphthalene	n-Butylbenzene	n-Propylbenzene	o-Xylene	p-Isopropyltoluene	sec-Butylbenzene	tert-Butylbenzene	benzene	trichloromethane
	AGQS	**330**	**330**	**70**	**700**	**800**	**10,000**	**20**	**260**	**260**	**10,000**	**260**	**260**	**260**	**5**	**70**
MW-1	9/23/2004	<1	<1	**1**	<1	<1	<1	<1	<1	<1	<1	<1	<1	<1	- -	- -
	9/8/2005	<1	<1	**2.4**	<1	**0.53**	<1	<5	<1	<1	<1	<1	**1.1**	<1	- -	- -
	1/31/2013	<4	<4	<2	<2	<2	<4	<4	<2	<2	<2	<2	<2	<2	<0.8	<2
	4/14/2013	<4	<4	<2	<2	<2	<4	<4	<2	<2	<2	<2	<2	<2	<0.8	<2
	12/04/2013	<4	<4	<2	<2	<2	<4	<4	<2	<2	<2	<2	<2	<2	<0.8	<2
	4/25/2014	<4	<4	<2	<2	<2	<4	<4	<2	<2	<2	<2	<2	<2	<0.8	<2
	11/25/2014	<2	<2	<2	<2	<2	<4	<4	<2	<2	<2	<2	<2	<2	<0.8	<2
	5/29/2015	<2	<2	<2	<2	<2	<4	<4	<2	<2	<2	<2	<2	<2	<0.8	<2
	11/20/2015	<2	<2	<2	<2	<2	<4	<4	<2	<2	<2	<2	<2	<2	<0.8	<2
	4/13/2016	<2	<2	<2	<2	<2	<4	<4	<2	<2	<2	<2	<2	<2	<0.8	<2
	11/21/2016	<2	<2	<2	<2	<2	<4	<4	<2	<2	<2	<2	<2	<2	<0.8	<2
	4/10/2017	<2	<2	<2	<2	<2	<4	<4	<2	<2	<2	<2	<2	<2	<0.8	<2
MW-2	9/23/2004	<1	<1	<1	<1	<1	<1	<1	<1	<1	<1	<1	<1	<1	- -	- -
	9/8/2005	**0.76**	<1	<1	<1	<1	<1	**2.9**	<1	<1	<1	<1	<1	<1	- -	- -
	4/12/2006	1	<1	<1	<1	<1	<1	**2**	<1	**14**	<1	<1	<1	<1	- -	- -
	5/8/2008	<1	<1	<1	<1	<1	<1	**24**	<1	<1	<1	<1	<1	<1	- -	- -
	8/2/2012	**4**	**4**	<1	<1	**4**	**8**	**2**	<1	<1	<1	<1	**4**	<1	- -	- -
	1/31/2013	<4	<4	<2	<2	<2	<4	<4	<2	<2	<2	<2	<2	<2	<0.8	<2
	4/14/2013	<4	<4	<2	<2	<2	<4	<4	<2	<2	<2	<2	<2	<2	<0.8	<2
	12/04/2013	<4	<4	<2	<2	<2	<4	<4	<2	<2	<2	<2	<2	<2	<0.8	<2
	4/25/2014	<4	<4	<2	<2	<2	<4	<4	<2	<2	<2	<2	<2	<2	<0.8	<2
	11/25/2014	<2	<2	<2	<2	<2	<4	<4	<2	<2	<2	<2	<2	<2	<0.8	<2
	5/29/2015	<2	<2	<2	<2	<2	<4	<4	<2	<2	<2	<2	<2	<2	<0.8	<2
	11/20/2015	<2	<2	<2	<2	<2	<4	<4	<2	<2	<2	<2	<2	<2	<0.8	<2
	4/13/2016	<2	<2	<2	<2	<2	<4	<4	<2	<2	<2	<2	<2	<2	<0.8	<2

TABLE 2
Groundwater Monitoring Results
Former Sullivan Fuel Company
49 North Broadway Salem, NH
NHDES Site #199606040
Terracon Project No. J1137103

		1,2,4-Trimethylbenzene	1,3,5-Trimethylbenzene	cis-1,2-Dichlororethylene	Ethylbenzene	Isopropylbenzene	m&p -Xylenes	Naphthalene	n-Butylbenzene	n-Propylbenzene	o-Xylene	p-Isopropyltoluene	sec-Butylbenzene	tert-Butylbenzene	benzene	trichloromethane
	AGQS	330	330	70	700	800	10,000	20	260	260	10,000	260	260	260	5	70
MW-2 cont.	11/21/2016	<2	<2	<2	<2	<2	<4	<4	<2	<2	<2	<2	<2	<2	<0.8	<2
	4/10/2017	<2	<2	<2	<2	<2	<4	<4	<2	<2	<2	<2	<2	<2	<0.8	<2
MW-3	9/23/2004	44	7	<1	22	11	12	57	<1	16	2	4	4	<1	- -	- -
	9/8/2005	7.1	2.5	<1	9.0	5.6	3.9	9.4	1.3	7.4	0.83	1.1	3.1	0.84	- -	- -
	4/12/2006	78	17	<1	26	11	29	42	8	14	16	2	<1	1	- -	- -
	5/8/2008	80	24	<1	20	7	30	69	5	9	5	4	4	<1	- -	- -
	8/2/2012	22	9	<1	6	6	13	29	<5	4	6	5	5	5	- -	- -
	1/31/2013	110	11	<2	27	9.6	18	38	<2	11	17	6.3	3.3	<2	4.8	<2
	4/14/2013	100	15	<3	29	9.9	16	46	3.4	14	14	5.0	3.2	<2	5	<2
	12/04/2013	38	11	<2	14	6.6	9.4	23	3.4	10	3	3.0	3.7	<2	2.3	<2
	4/25/2014	76	19	<2	17	8.5	19	60	4.7	10	7.8	4.9	3.8	<2	3.7	<2
	11/25/2014	27	8.3	<2	8.8	4.0	5.5	20	2.0	5.3	2.9	<2	<2	<2	2.6	<2
	5/29/2015	70	11	<2	25	7.4	20	100	3.7	9.9	8.3	<2	3.2	<2	5.4	<2
	11/20/2015	78	25	<2	29	13.0	23	47	5.6	17	7.1	6	5.4	<2	3.4	<2
	4/13/2016	52	7.6	<2	16	4.9	15	35	<2	5.6	4.9	2.3	<2	<2	3.7	<2
	11/21/2016	29	9.1	<2	19	8.7	9	21	3.3	9.6	3.2	2.5	3	<2	3.5	<2
	4/10/2017	13	3.4	<2	3.1	<2	<4	5.2	2	2.3	<2	<2	<2	<2	1.1	<2
MW-4	9/23/2004	<1	<1	<1	<1	<1	<1	<1	<1	<1	<1	<1	<1	<1	- -	- -
	9/8/2005	<1	<1	<1	<1	<1	<1	<5	<1	<1	<1	<1	<1	<1	- -	- -
MW-5	9/23/2004	<1	<1	<1	<1	<1	<1	<1	<1	<1	<1	<1	<1	<1	- -	- -
	9/8/2005	<1	<1	<1	<1	<1	<1	<5	<1	<1	<1	<1	<1	<1	- -	- -
MW-6	9/23/2004	<1	<1	<1	<1	<1	<1	<1	<1	<1	<1	<1	<1	<1	- -	- -
	9/8/2005	<1	<1	<1	<1	<1	<1	<5	<1	<1	<1	<1	1.3	<1	- -	- -
MW-7	4/23/2004	120	68	<1	24	6	120	96	<1	8	36	5	2	<1	- -	- -
	9/23/2004	99	41	<1	20	5	53	94	<1	6	10	3	2	<1	- -	- -
	9/8/2005	46	15	<1	13	5.3	43	43	0.81	5.3	7.1	1.4	1.6	<1	- -	- -

TABLE 2
Groundwater Monitoring Results
Former Sullivan Fuel Company
49 North Broadway Salem, NH
NHDES Site #199606040
Terracon Project No. J1137103

		1,2,4-Trimethylbenzene	1,3,5-Trimethylbenzene	cis-1,2-Dichlororethylene	Ethylbenzene	Isopropylbenzene	m&p -Xylenes	Naphthalene	n-Butylbenzene	n-Propylbenzene	o-Xylene	p-Isopropyltoluene	sec-Butylbenzene	tert-Butylbenzene	benzene	trichloromethane
	AGQS	**330**	**330**	**70**	**700**	**800**	**10,000**	**20**	**260**	**260**	**10,000**	**260**	**260**	**260**	**5**	**70**
MW-7 cont.	4/12/2006	**23**	**7**	<1	**10**	**4**	**18**	**16**	**4**	**3**	**2**	<1	<1	<1	- -	- -
	5/8/2008	**16**	**3**	<1	**12**	**5**	**12**	**11**	**4**	**5**	**1**	<1	**2**	<1	- -	- -
	8/2/2012	**31**	**5**	<1	<1	**7**	**20**	**29**	<1	**3**	**6**	**5**	**5**	**4**	- -	- -
	1/31/2013	<4	<4	<2	<2	<2	<4	<4	<2	<2	<2	<2	<2	<2	<0.8	<2
	4/14/2013	**18**	<4	<2	**3.7**	**2**	**13**	**26**	<2	**2.1**	<2	<2	<2	<2	**0.9**	<2
	12/04/2013	<4	<4	<2	<2	<2	<4	<4	<2	<2	<2	<2	<2	<2	<0.8	<2
	4/25/2014	18	3.8	<2	11	<2	21	17	<2	<2	<2	<2	<2	<2	<0.8	<2
	11/25/2014	<2	<2	<2	<2	<2	<4	<4	<2	<2	<2	<2	<2	<2	<0.8	<2
	5/29/2015	**71**	<2	<2	**7.1**	**4.5**	**59**	**66**	<2	**5.4**	**2.7**	<2	<2	<2	**1.9**	<2
	11/20/2015	**8.7**	**2.6**	<2	<2	<2	**13**	**11**	<2	<2	<2	<2	<2	<2	**1**	<2
	4/13/2016	**120**	<2	<2	**17**	**6.5**	**110**	**51**	<2	**6.9**	**2.2**	<2	<2	<2	**3.2**	<2
	11/21/2016	**36**	<2	<2	**5.2**	**5.2**	**19**	**21**	<2	**4.3**	**2.1**	<2	<2	<2	**2.2**	<2
	4/10/2017	**3.9**	<2	<2	<2	**2.1**	<4	<4	<2	<2	**2.1**	<2	<2	<2	<0.8	<2
MW-8	9/23/2004	**3**	**2**	<1	<1	<1	**2**	**6**	<1	<1	<1	<1	<1	<1	- -	- -
	9/8/2005	**1.4**	<1	<1	**0.83**	**0.61**	**0.6**	<5	<1	**0.65**	<1	<1	**0.61**	<1	- -	- -
	4/14/2013	<4	<4	<2	<2	<2	<4	<4	<2	<2	<2	<2	<2	<2	**0.8**	**2.1**
	12/04/2013	<4	<4	<2	<2	<2	<4	<4	<2	<2	<2	<2	<2	<2	<0.8	<2
	4/25/2014	**2.4**	<4	<2	**4.4**	2.1	<4	<4	<2	<2	<2	<2	<2	<2	**1.7**	<2
	11/25/2014	<2	<2	<2	**2.1**	<2	<4	<4	<2	<2	<2	<2	<2	<2	**1**	<2
	5/29/2015	<2	<2	<2	**3.1**	<2	<4	<4	<2	<2	<2	<2	<2	<2	<0.8	<2
	11/20/2015	<2	<2	<2	<2	<2	<4	<4	<2	<2	<2	<2	<2	<2	<0.8	<2
	4/13/2016	<2	<2	<2	<2	<2	<4	**6.9**	<2	<2	<2	<2	<2	<2	<0.8	<2
	11/21/2016	<2	<2	<2	<2	<2	<4	<4	<2	<2	<2	<2	<2	<2	<0.8	<2
	4/10/2017	<2	<2	<2	<2	<2	<4	<4	<2	<2	<2	<2	<2	<2	<0.8	<2

TABLE 2
Groundwater Monitoring Results
Former Sullivan Fuel Company
49 North Broadway Salem, NH
NHDES Site #199606040
Terracon Project No. J1137103

		1,2,4-Trimethylbenzene	1,3,5-Trimethylbenzene	cis-1,2-Dichlororethylene	Ethylbenzene	Isopropylbenzene	m&p -Xylenes	Naphthalene	n-Butylbenzene	n-Propylbenzene	o-Xylene	p-Isopropyltoluene	sec-Butylbenzene	tert-Butylbenzene	benzene	trichloromethane
	AGQS	**330**	**330**	**70**	**700**	**800**	**10,000**	**20**	**260**	**260**	**10,000**	**260**	**260**	**260**	**5**	**70**
MW-9	9/23/2004	<1	<1	<1	<1	<1	<1	<1	<1	<1	<1	<1	<1	<1	- -	- -
	9/8/2005	<1	<1	<1	<1	<1	<1	<5	<1	<1	<1	<1	<1	<1	- -	- -

Notes:

All concentrations are in micrograms per liter (ug/L) or parts per billion (ppb).

BOLD = concentration detected above labatory detection limits.

BOLD = concentration exceeded the New Hampshire Ambient Groundwater Quality Standard (AGQS).

APPENDIX A

EXHIBIT A-1 – SITE LOCATION MAP

EXHIBIT A-2 – GROUNDWATER CONTOUR PLAN (4-10-17)

EXHIBIT A-3 – NAPHTHALENE ISOPLETH PLAN (4-10-17)

EXHIBIT A-4 – NAPHTHALENE CONCENTRATION VERSUS TIME

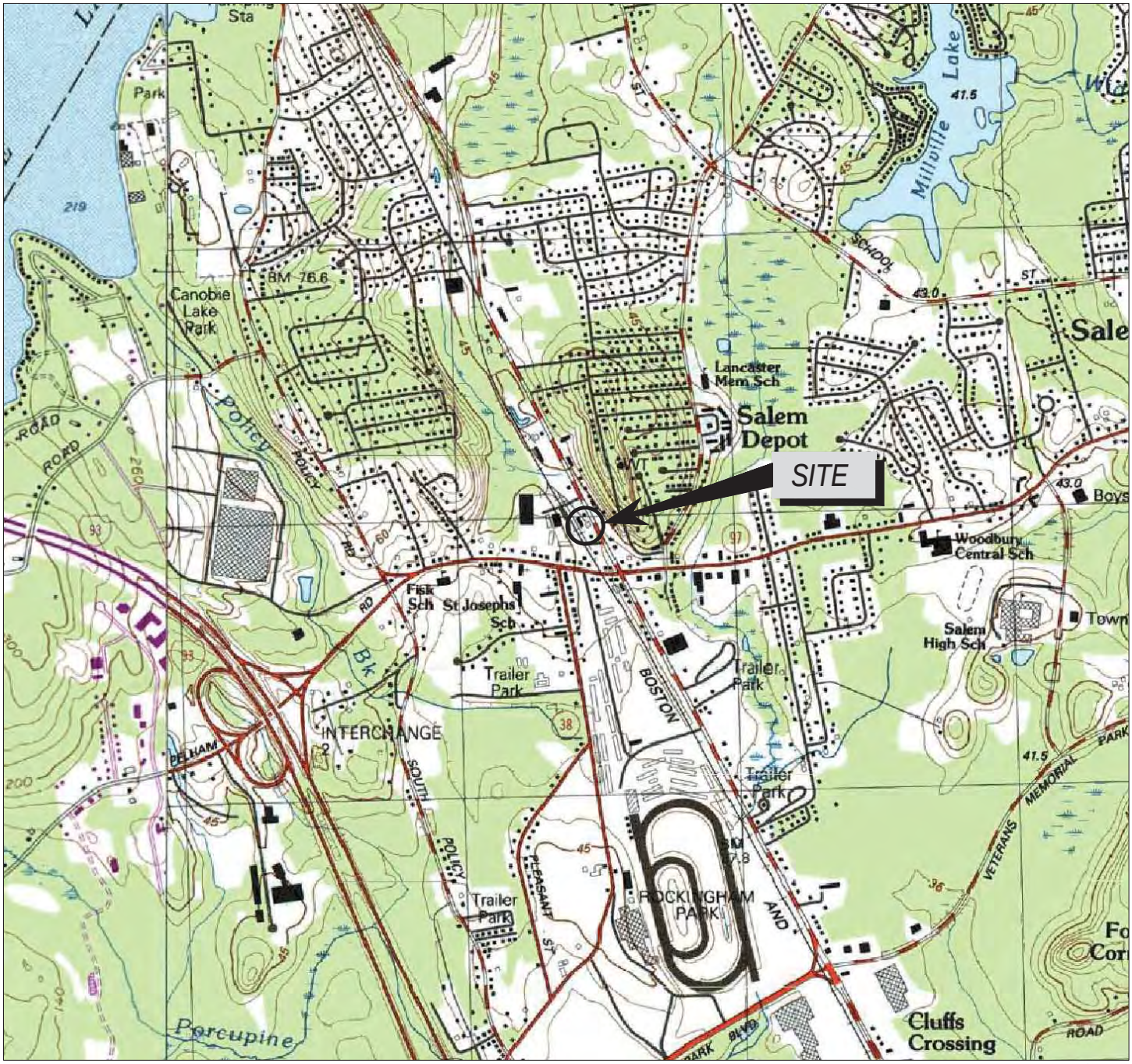

SCALE 1:25 000

1 1/2 0 1 MILE

1000 0 1000 2000 3000 4000 5000 6000 7000 FEET

1 .5 0 1 KILOMETER

CONTOUR INTERVAL 3 METERS
NATIONAL GEODETIC VERTICAL DATUM OF 1929

N

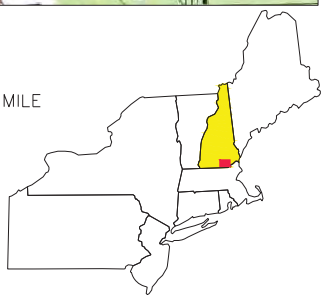

QUADRANGLE LOCATION
SOURCE:
USGS HAVERHILL, MA
1987

Project Mngr: SDK	Project No. J1137103	Terracon	SITE LOCATION MAP
Drawn By: MCR	Scale: AS SHOWN		FORMER SULLIVAN FUEL CO. 49 NORTH BROADWAY SALEM, NEW HAMPSHIRE
Checked By: SDK	File No. J1137103.dwg		EXHIBIT
Approved By: SDK	Date: August 2015	77 Sundial Ave. Manchester, NH 03103 PH. (603) 647 9700 FAX (603) 647 4432	A-1

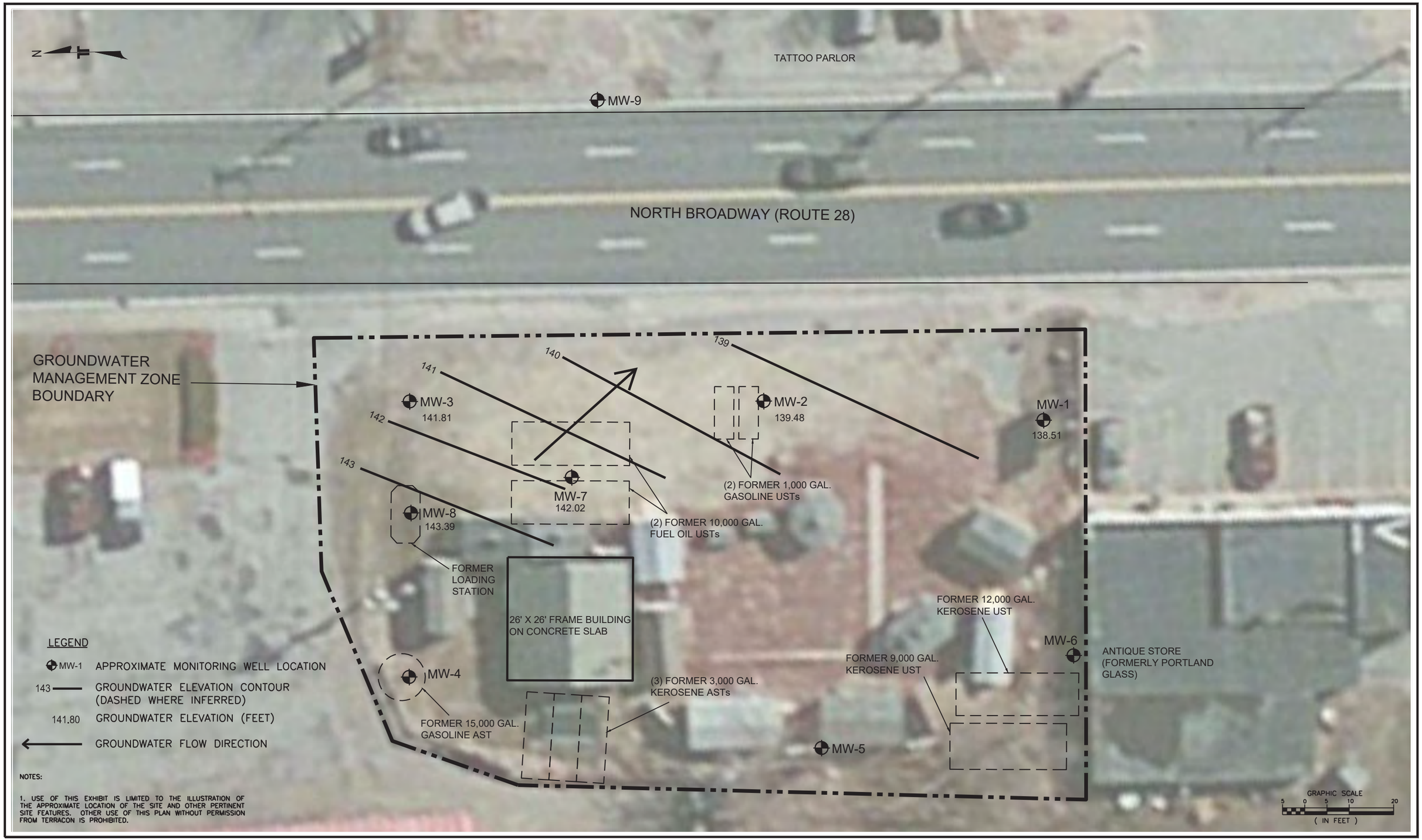

Project Mngr: SDK	Project No. J1137103	Terracon	GROUNDWATER CONTOUR PLAN 4/10/17
Drawn By: MCR	Scale: 1" = 20'	77 Sundial Ave. Manchester, NH 03103	FORMER SULLIVAN FUEL CO. 49 NORTH BROADWAY SALEM, NEW HAMPSHIRE
Checked By: SDK	File No. J1137103.dwg	PH. (603) 647 9700 FAX (603) 647 4432	EXHIBIT
Approved By: SDK	Date: Sept 2017		A-2

Project Mngr: SDK	Project No. J1137103	Terracon	NAPHTHALENE ISOPLETH PLAN 4/10/17
Drawn By: MCR	Scale: 1" = 20'	77 Sundial Ave. Manchester, NH 03103	FORMER SULLIVAN FUEL CO.
Checked By: SDK	File No. J1137103.dwg	PH. (603) 647 9700 FAX (603) 647 4432	49 NORTH BROADWAY
Approved By: SDK	Date: Sept 2017		SALEM, NEW HAMPSHIRE

EXHIBIT

A-3

Exhibit A-4
Former Sullivan Fuel Company
Salem, New Hampshire
Terracon Project No. J1137103

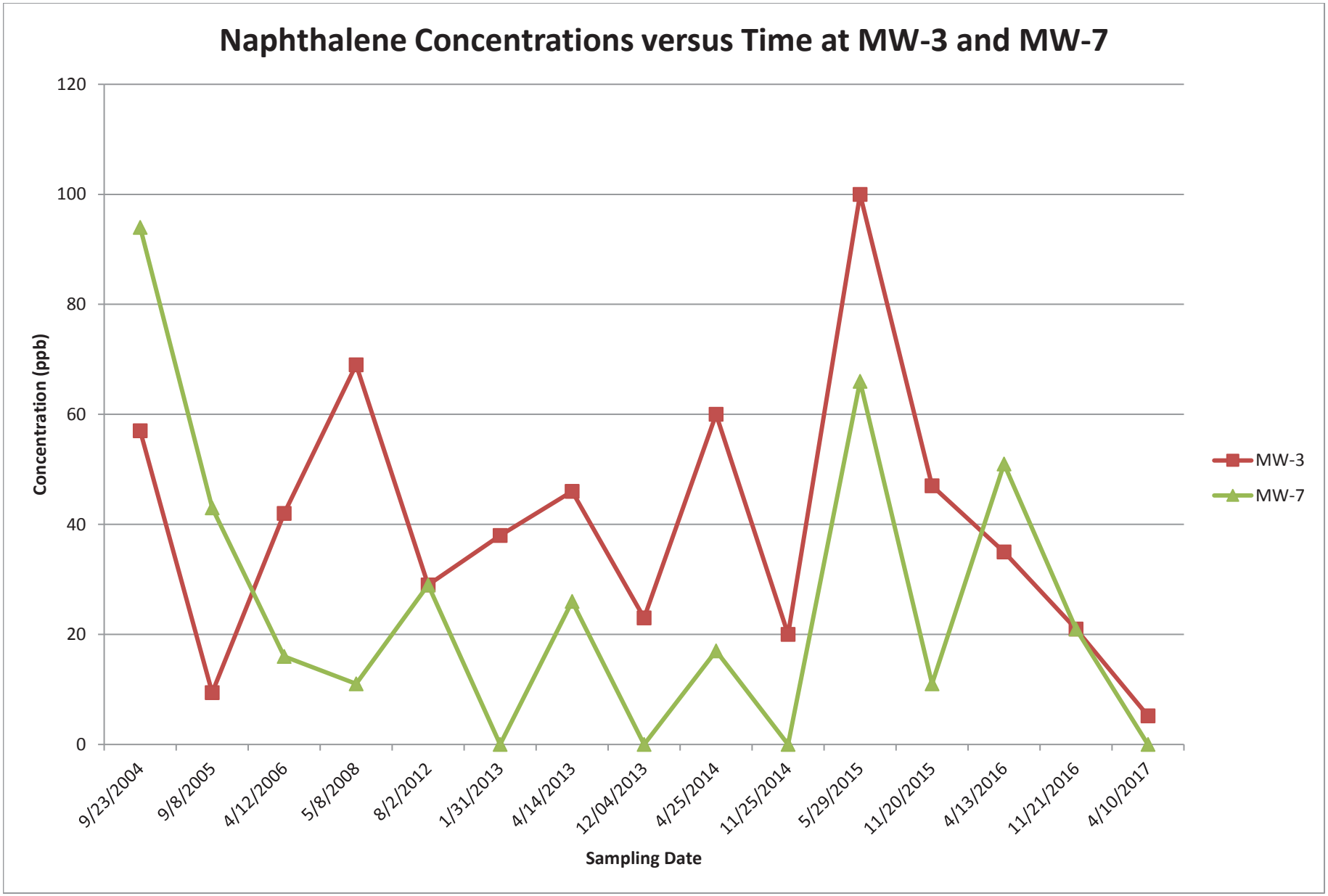

DES Waste Management Division
29 Hazen Drive; PO Box 95
Concord, NH 03302-0095

SAMPLE COLLECTION AND ANALYSIS (FALL 2019)
DATA SUBMITTAL

Former Coca~Cola Bottling Co. of Northern NE, Inc.
23 South Broadway (Route 28)
Salem, New Hampshire

NH DES Site #: 199108025
Project Type: LUST
Project Number: 3113

Prepared For:

MetScott 21, LLC
c/o Scott Construction Co., Inc.
12 Rogers Road
Haverhill, MA 01835
978.374.0034
Contact: Paul Wescott
paul@scottcomp.com

PE/PG Stamp: n/a

Prepared By:

Ransom Consulting, Inc.
Pease International Tradeport
112 Corporate Drive
Portsmouth, NH 03801
603.436.1490

John M. Ouellette
jouellette@ransomenv.com

December 20, 2019

Groundwater Monitoring Report Cover Sheet

Site Name: Former Coca~Cola Bottling Co. of Northern NE, Inc.

Town: Salem

Permit #: GWP-199108025-S-004

Type of Submittal (*Check all that apply*)

- ☐ Periodic Summary Report (*year*):
- ☑ Data Submittal (*month and year per Condition #7 of Permit*): November 2019

Check each box where the answer to any of the following questions is "YES"

Sampling Results

- ☐ During the most recent monitoring event, were any new compounds detected at any sampling point?
  Well/Compound:
- ☐ Are there any detections of contamination in drinking water that is untreated prior to use?
  Well/Compound:
  - ☐ Do compounds detected exceed AGQS?
- ☐ Was free product detected for the first time in any monitoring point?
  - ☐ Surface Water (*visible sheen*)
  - ☐ Groundwater (*1/8" or greater thickness*)
    Location/Thickness:

Contaminant Trends

- ☐ Do sampling results show an increasing concentration trend in any source area monitoring well?
  Well/Compound:
- ☐ Do sampling results indicate an AGQS violation in any of the GMZ boundary wells?
  Well/Compound:

Recommendations

- ☐ Does the report include any recommendations requiring DES action? (*Do not check this box if the only recommendation is to continue with existing permit conditions.*)

This form is to be completed for groundwater monitoring data submittals and periodic summary reports submitted to the New Hampshire Department of Environmental Services Waste Management Division.

RANSOM Consulting, Inc.

Consulting Engineers and Scientists

December 20, 2019 Project 071.05001.014.08

Mr. Thomas R. Fargo, P.G.
NH DES—Waste Management Division
P.O. Box 95, 29 Hazen Drive
Concord, New Hampshire 03302-0095

Re: Sample Collection and Analysis (Fall 2019) Data Submittal
Former Coca-Cola Bottling Co. of Northern New England Property (NH DES #199108025)
23 South Broadway (Route 28)
Salem, New Hampshire

Dear Mr. Fargo:

This letter with attachments is the deliverable for the fall 2019 sampling round (sampled November 13, 2019). The work was completed as required under Groundwater Management Permit No. 199108025-S-004 issued by the New Hampshire Department of Environmental Services (NH DES) on August 25, 2016, as approved in a Work Scope Authorization dated November 17, 2016, and as authorized in our September 13, 2016 contract with the facility owner.

This data submittal includes: a copy of the site plan showing the monitoring well sampling locations (Attachment A); and historical groundwater summary tables and the laboratory report for the sampling round (Attachment B).

If you have any questions, please call us.

Sincerely,

John M. Ouellette
Project Manager

Digitally signed by Steven F. Rickerich
Date: 2019.12.20 15:22:46 -05'00'

Steven F. Rickerich, P.G.
Vice President

cc: Mr. Paul Wescott, Agent for MetScott 21, LLC
Mr. Mark Smith, Coca-Cola Bottling Co. of Northern New England, Inc.

Pease International Tradeport, 112 Corporate Drive, Portsmouth, New Hampshire 03801, Tel (603) 436-1490, Fax (603) 436-6037
400 Commercial Street, Suite 404, Portland, Maine 04101, Tel (207) 772-2891
12 Kent Way, Suite 100, Byfield, Massachusetts 01922-1221, Tel (978) 465-1822
60 Valley Street, Building F, Suite 106, Providence, Rhode Island 02909, Tel (401) 433-2160
2127 Hamilton Avenue, Hamilton, New Jersey 08619, Tel (609) 584-0090

www.ransomenv.com

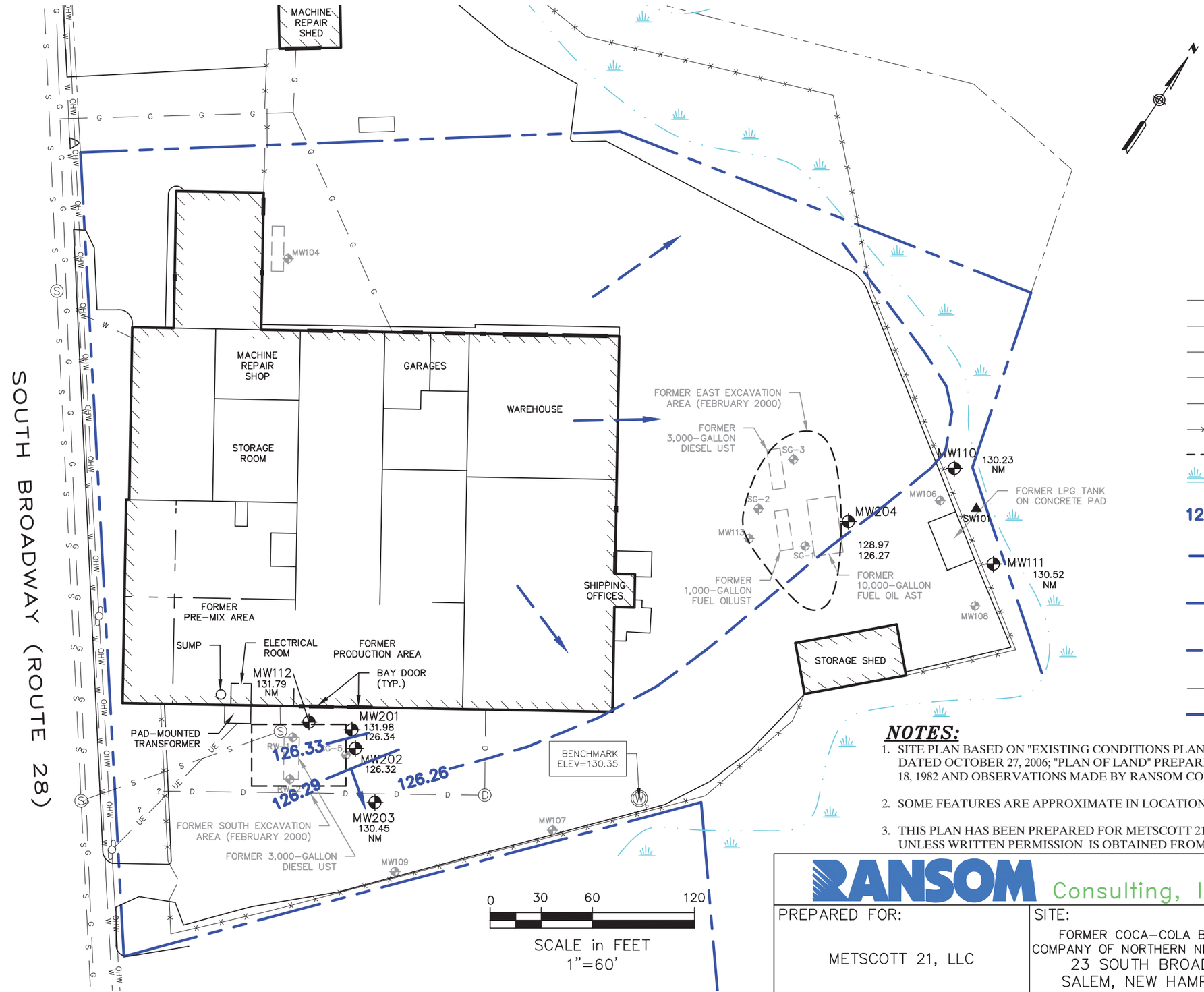

LEGEND:

- MW201 131.98 126.34 — MONITORING WELL, PVC ELEVATION, GROUNDWATER ELEVATION
- NM — NOT MEASURED
- MW104 — MONITORING WELL DECOMMISSIONED OR DESTROYED
- SW101 — SURFACE WATER SAMPLE
- UTILITY POLE
- UTILITY MANHOLE
- POTABLE WATER WELL (INACTIVE)
- SEWER UTILITY LINE
- OVERHEAD ELECTRIC LINE
- UNDERGROUND ELECTRIC LINE
- GAS UTILITY LINE
- DRAIN UTILITY LINE
- FENCE
- FORMER EXCAVATION LIMITS
- APPROXIMATE WETLAND AREA
- 127.00 — GROUNDWATER ELEVATION CONTOUR
- LIKLEY GROUNDWATER CONTOUR BASED ON PREVIOUS DATE
- INFERRED GROUNDWATER FLOW DIRECTION
- LIKELY GROUNDWATER FLOW DIRECTION BASED ON PREVIOUS DATE
- PARCEL BOUNDARY
- SITE BOUNDARY

NOTES:

1. SITE PLAN BASED ON "EXISTING CONDITIONS PLAN" PREPARED BY SFC ENGINEERING PARTNERSHIP, INC. DATED OCTOBER 27, 2006; "PLAN OF LAND" PREPARED BY CYE ENGINEERING SERVICES, DATED JANUARY 18, 1982 AND OBSERVATIONS MADE BY RANSOM CONSULTING, INC.
2. SOME FEATURES ARE APPROXIMATE IN LOCATION AND SCALE.
3. THIS PLAN HAS BEEN PREPARED FOR METSCOTT 21, LLC. ALL OTHER USES ARE NOT AUTHORIZED, UNLESS WRITTEN PERMISSION IS OBTAINED FROM RANSOM CONSULTING, INC.

RANSOM Consulting, Inc.

PREPARED FOR:
METSCOTT 21, LLC

SITE:
FORMER COCA-COLA BOTTLING COMPANY OF NORTHERN NEW ENGLAND
23 SOUTH BROADWAY
SALEM, NEW HAMPSHIRE

INFERRED GROUNDWATER FLOW ON MAY 31, 2018

DATE: DECEMBER 2019
PROJECT: 071.05001.014.08
FIGURE: 1

O:\NH-DWGS\2007\075001\075001-14.05.dwg Jul 16, 2018 - 2:47pm

TABLE 1. SUMMARY OF GROUNDWATER ELEVATION MEASUREMENTS
Former Coca-Cola Bottling Company of Northern New England
23 South Broadway (Route 28)
Salem, New Hampshire
NH DES Site #199108025

Monitoring Well I.D. (Former Designation)	Date	Reference Elevation (feet)	Measured Depth to LNAPL (feet)	Measured Depth to Water (feet)	LNAPL Thickness (feet)	Groundwater Elevation (feet)	Static Elevation (feet)
SG-1	20-Jun-94	130.00		nm	0.2	nm	nm
	6-Jul-94			nm	0.4	nm	nm
	6-Sep-94			3.78	nd	126.22	nm
	5-Jun-96		3.39	3.08	0.31	126.92	127.15
	30-Jul-97	130.02	4.41	3.94	0.47	126.08	126.43
	1-Sep-98		3.94	4.17	0.23	125.85	126.02
			Well Destroyed During Soil Excavation February 2000				
SG-2	20-Jun-94	130.66		4.03	nd	126.63	
	6-Jul-94			4.34	nd	126.32	
	6-Sep-94			nm	nm	nm	
	5-Jun-96	130.64		3.65	nd	126.99	
	30-Jul-97	130.63		4.30	0.02	126.33	
	1-Sep-98			4.60	0.12	126.03	
			Well Destroyed During Soil Excavation February 2000				
SG-3	20-Jun-94	130.02		3.46	nd	126.56	
	6-Jul-94			3.78	nd	126.24	
	6-Sep-94			nm	nm	nm	
	5-Jun-96	130.21		3.14	0.27	127.07	
	30-Jul-97	130.06		3.95	0.26	126.11	
	1-Sep-98		3.94	4.14	0.26		
			Well Destroyed During Soil Excavation February 2000				
MW104 (SG-4)	20-Jun-94	131.99		5.29	nd	126.70	
	6-Jul-94			5.60	nd	126.39	
	6-Sep-94			nm	nm	nm	
	5-Jun-96			4.89	nd	127.10	
	30-Jul-97			5.81	nd	126.18	
	1-Sep-98			5.79	nd	126.20	
	13-Jul-00			5.25	nd	126.74	
	27-Nov-00			4.75	nd	127.24	
	26-Apr-01	131.86		4.25	nd	127.61	
	19-Jul-01			5.15	nd	126.71	
	1-Nov-01			5.67	nd	126.19	
	2-Jul-02			4.81	nd	127.05	
	25-Nov-02			3.81	nd	128.05	
	2-Jul-03			4.81	nd	127.05	
	3-Nov-03			4.63	nd	127.23	
	2-Jul-04			4.93	nd	126.93	
	3-Nov-04			5.01	nd	126.85	
	1-Jul-05			3.65	nd	128.21	
	22-Dec-05			4.57	nd	127.29	
	8-May-07			4.23	nd	127.63	
	2-Nov-07			5.38	nd	126.48	
	20-May-08			4.57	nd	127.29	
	7-Nov-08			4.47	nd	127.39	
	21-May-09			4.26	nd	127.60	
	19-Nov-09			4.44	nd	127.42	
	7-Jun-10			4.81	nd	127.05	
	15-May-12			4.30	nd	127.56	
			Well Decommissioned December 2012				
SG-5	20-Jun-94	131.78		5.08	nd	126.70	
	6-Jul-94			5.41	nd	126.37	
	6-Sep-94			nm	nm	nm	
	5-Jun-96	131.77		4.78	nd	126.99	

TABLE 1. SUMMARY OF GROUNDWATER ELEVATION MEASUREMENTS
Former Coca-Cola Bottling Company of Northern New England
23 South Broadway (Route 28)
Salem, New Hampshire
NH DES Site #199108025

Monitoring Well I.D. (Former Designation)	Date	Reference Elevation (feet)	Measured Depth to LNAPL (feet)	Measured Depth to Water (feet)	LNAPL Thickness (feet)	Groundwater Elevation (feet)	Static Elevation (feet)
	30-Jul-97	131.78		5.62	nd	126.16	
	1-Sep-98			5.62	nd	126.16	
			Well Destroyed During Soil Excavation February 2000				
MW106	5-Jun-96	128.53		1.90	nd	126.63	
(SG-6)	30-Jul-97			2.83	nd	125.70	
	1-Sep-98			2.74	nd	125.79	
	13-Jul-00			2.15	nd	126.38	
	27-Nov-00			1.37	nd	127.16	
	26-Apr-01	128.49		1.45	nd	127.04	
	19-Jul-01			2.05	nd	126.44	
	1-Nov-01			2.29	nd	126.20	
	2-Jul-02			1.71	nd	126.78	
	25-Nov-02			1.49	nd	127.00	
	2-Jul-03			1.91	nd	126.58	
	3-Nov-03			1.43	nd	127.06	
	2-Jul-04			1.93	nd	126.56	
	3-Nov-04			1.98	nd	126.51	
	1-Jul-05			1.50	nd	126.99	
	22-Dec-05			1.43	nd	127.06	
	8-May-07			1.47	nd	127.02	
	2-Nov-07			2.16	nd	126.33	
	20-May-08			1.65	nd	126.84	
	7-Nov-08			1.35	nd	127.14	
	21-May-09			1.46	nd	127.03	
	19-Nov-09			1.39	nd	127.10	
	7-Jun-10			1.71	nd	126.78	
	29-Nov-10			1.65	nd	126.84	
	8-Jun-11			1.73	nd	126.76	
	11-Nov-11			0.84	nd	127.65	
	15-May-12			1.40	nd	127.09	
	26-Nov-12			1.50	nd	126.99	
	10-May-13			1.67	nd	126.82	
	18-Dec-13			1.98	nd	126.51	
	2-Apr-14	128.29		0.78	nd	127.51	
			Well Decommissioned September 2014				
MW107	5-Jun-96	129.59		2.68	nd	126.91	
(SG-7)	30-Jul-97	129.64		3.79	nd	125.85	
	1-Sep-98			3.73	nd	125.91	
	13-Jul-00			2.25	nd	127.39	
	27-Nov-00			2.05	nd	127.59	
	26-Apr-01	129.53		2.17	nd	127.36	
	19-Jul-01			3.00	nd	126.53	
	1-Nov-01			3.34	nd	126.19	
	2-Jul-02			2.75	nd	126.78	
	25-Nov-02			2.05	nd	127.48	
	2-Jul-03			2.77	nd	126.76	
	3-Nov-03			2.10	nd	127.43	
	2-Jul-04			2.76	nd	126.77	
	3-Nov-04			2.82	nd	126.71	
	1-Jul-05			2.26	nd	127.27	
	22-Dec-05			2.46	nd	127.07	
	8-May-07			2.33	nd	127.20	
	2-Nov-07			3.81	nd	125.72	
	20-May-08			2.58	nd	126.95	
	7-Nov-08			2.23	nd	127.30	

TABLE 1. SUMMARY OF GROUNDWATER ELEVATION MEASUREMENTS
Former Coca-Cola Bottling Company of Northern New England
23 South Broadway (Route 28)
Salem, New Hampshire
NH DES Site #199108025

Monitoring Well I.D. (Former Designation)	Date	Reference Elevation (feet)	Measured Depth to LNAPL (feet)	Measured Depth to Water (feet)	LNAPL Thickness (feet)	Groundwater Elevation (feet)	Static Elevation (feet)
	21-May-09			2.34	nd	127.19	
	19-Nov-09			2.31	nd	127.22	
	7-Jun-10			2.74	nd	126.79	
	29-Nov-10			2.80	nd	126.73	
	8-Jun-11			2.88	nd	126.65	
	15-May-12			2.46	nd	127.07	
				Well Decommissioned December 2012			
MW108 (SG-8)	30-Jul-97	128.62		2.91	nd	127.32	
	1-Sep-98			2.77	nd	127.46	
	13-Jul-00			2.20	nd	128.03	
	27-Nov-00			1.49	nd	128.74	
	26-Apr-01	128.56		1.55	nd	127.01	
	19-Jul-01			2.14	nd	126.42	
	1-Nov-01			2.48	nd	126.08	
	2-Jul-02			1.98	nd	126.58	
	25-Nov-02			1.55	nd	127.01	
	2-Jul-03			1.99	nd	126.57	
	3-Nov-03			1.55	nd	127.01	
	2-Jul-04			2.00	nd	126.56	
	3-Nov-04			2.06	nd	126.50	
	1-Jul-05			1.65	nd	126.91	
	8-May-07			1.64	nd	126.92	
	2-Nov-07			2.40	nd	126.16	
	20-May-08			1.81	nd	126.75	
	7-Nov-08			1.68	nd	126.88	
	21-May-09			1.61	nd	126.95	
	19-Nov-09			1.61	nd	126.95	
	7-Jun-10			1.93	nd	126.63	
	15-May-12			1.82	nd	126.74	
				Well Decommissioned December 2012			
MW109 (SG-9)	30-Jul-97	130.10		4.01	nd	126.51	
	1-Sep-98			4.00	nd	126.52	
	13-Jul-00			3.45	nd	127.07	
	27-Nov-00			2.22	nd	128.30	
	26-Apr-01	130.10		2.68	nd	127.42	
	19-Jul-01			3.40	nd	126.70	
	1-Nov-01			3.94	nd	126.16	
	2-Jul-02			3.15	nd	126.95	
	25-Nov-02			2.59	nd	127.51	
	2-Jul-03			3.21	nd	126.89	
	3-Nov-03			2.55	nd	127.55	
	2-Jul-04			3.20	nd	126.90	
	3-Nov-04			3.26	nd	126.84	
	1-Jul-05			2.50	nd	127.60	
	15-May-12			2.99	nd	127.11	
	26-Nov-12			3.39	nd	126.71	
	10-May-13			3.09	nd	127.01	
	2-Apr-14	130.19		1.45	nd	128.74	
				Well Decommissioned September 2014			
MW110 (SG-10)	26-Apr-01	130.23		3.65	nd	126.58	
	19-Jul-01			3.97	nd	126.26	
	1-Nov-01			3.62	nd	126.61	
	2-Jul-02			3.71	nd	126.52	
	25-Nov-02			3.61	nd	126.62	

TABLE 1. SUMMARY OF GROUNDWATER ELEVATION MEASUREMENTS
Former Coca-Cola Bottling Company of Northern New England
23 South Broadway (Route 28)
Salem, New Hampshire
NH DES Site #199108025

Monitoring Well I.D. (Former Designation)	Date	Reference Elevation (feet)	Measured Depth to LNAPL (feet)	Measured Depth to Water (feet)	LNAPL Thickness (feet)	Groundwater Elevation (feet)	Static Elevation (feet)
	2-Jul-03			3.91	nd	126.32	
	3-Nov-03			3.58	nd	126.65	
	2-Jul-04			3.90	nd	126.33	
	3-Nov-04			3.94	nd	126.29	
	1-Jul-05			4.55	nd	125.68	
	22-Dec-05			3.77	nd	126.46	
	8-May-07			3.70	nd	126.53	
	2-Nov-07			4.06	nd	126.17	
	20-May-08			3.84	nd	126.39	
	7-Nov-08			3.60	nd	126.63	
	21-May-09			3.62	nd	126.61	
	19-Nov-09			3.47	nd	126.76	
	7-Jun-10			3.84	nd	126.39	
	29-Nov-10			3.68	nd	126.55	
	8-Jun-11			3.76	nd	126.47	
	11-Nov-11			2.95	nd	127.28	
	15-May-12			3.44	nd	126.79	
	26-Nov-12			3.41	nd	126.82	
	10-May-13			3.47	nd	126.76	
	18-Dec-13			3.68	nd	126.55	
	20-Nov-14			3.64	nd	126.59	
	12-May-15			3.65	nd	126.58	
	4-Nov-15			3.73	nd	126.50	
	17-May-16			3.58	nd	126.65	
MW111 (SG-11)	26-Apr-01	130.52		3.97	nd	126.55	
	19-Jul-01			4.24	nd	126.28	
	1-Nov-01			4.29	nd	126.23	
	2-Jul-02			3.99	nd	126.53	
	25-Nov-02			4.00	nd	126.52	
	2-Jul-03			4.18	nd	126.34	
	3-Nov-03			3.95	nd	126.57	
	2-Jul-04			4.10	nd	126.42	
	3-Nov-04			4.12	nd	126.40	
	1-Jul-05			4.01	nd	126.51	
	22-Dec-05			4.02	nd	126.50	
	8-May-07			4.00	nd	126.52	
	2-Nov-07			4.35	nd	126.17	
	20-May-08			4.11	nd	126.41	
	7-Nov-08			3.84	nd	126.68	
	21-May-09			3.95	nd	126.57	
	19-Nov-09			3.76	nd	126.76	
	7-Jun-10			3.96	nd	126.56	
	29-Nov-10			3.95	nd	126.57	
	8-Jun-11			4.04	nd	126.48	
	11-Nov-11			3.31	nd	127.21	
	15-May-12			3.76	nd	126.76	
	26-Nov-12			3.70	nd	126.82	
	10-May-13			3.78	nd	126.74	
	18-Dec-13			3.97	nd	126.55	
	12-May-15			3.85	nd	126.67	
	17-May-16			3.90	nd	126.62	
MW112 (SG-12)	12-Dec-05	131.98		4.89	nd	127.09	
	22-Dec-05			4.90	nd	127.08	
	8-May-07			4.63	nd	127.35	

TABLE 1. SUMMARY OF GROUNDWATER ELEVATION MEASUREMENTS
Former Coca-Cola Bottling Company of Northern New England
23 South Broadway (Route 28)
Salem, New Hampshire
NH DES Site #199108025

Monitoring Well I.D. (Former Designation)	Date	Reference Elevation (feet)	Measured Depth to LNAPL (feet)	Measured Depth to Water (feet)	LNAPL Thickness (feet)	Groundwater Elevation (feet)	Static Elevation (feet)
	2-Nov-07			5.50	nd	126.48	
	20-May-08			4.89	nd	127.09	
	7-Nov-08			4.85	nd	127.13	
	21-May-09			4.64	nd	127.34	
	19-Nov-09			4.77	nd	127.21	
	7-Jun-10			5.03	nd	126.95	
	29-Nov-10			5.00	nd	126.98	
	8-Jun-11			4.91	nd	127.07	
	11-Nov-11			4.28	nd	127.70	
	15-May-12			4.71	nd	127.27	
	26-Nov-12			5.06	nd	126.92	
	10-May-13			4.94	nd	127.04	
	18-Dec-13			5.37	nd	126.61	
	2-Apr-14	131.79		3.83	nd	127.96	
	12-May-15			4.90	nd	126.89	
	17-May-16			5.08	nd	126.71	
MW113 (SG-13)	12-Dec-05	130.22		3.10	nd	127.12	
	22-Dec-05			3.10	nd	127.12	
	8-May-07			1.62	nd	128.60	
	2-Nov-07			3.71	nd	126.51	
	20-May-08			2.87	nd	127.35	
	7-Nov-08			2.62	nd	127.60	
	21-May-09			2.52	nd	127.70	
	19-Nov-09			2.74	nd	127.48	
	7-Jun-10			3.11	nd	127.11	
	29-Nov-10			3.10	nd	127.12	
	8-Jun-11			2.94	nd	127.28	
	11-Nov-11			1.89	nd	128.33	
	15-May-12			2.53	nd	127.69	
	26-Nov-12			3.16	nd	127.06	
	10-May-13			2.81	nd	127.41	
	18-Dec-13			3.60	nd	126.62	
	2-Apr-14	129.95		1.41	nd	128.54	
				Well Decommissioned September 2014			
MW201	26-Feb-14	131.79		4.56	nd	127.23	
	2-Apr-14			3.77	nd	128.02	
	20-Nov-14			5.05	nd	126.74	
	12-May-15			4.90	nd	126.89	
	4-Nov-15			5.40	nd	126.39	
	17-May-16			5.04	nd	126.75	
	21-Nov-16			5.25	nd	126.54	
	16-May-17			4.50	nd	127.29	
	17-Nov-17			5.20	nd	126.59	
	31-May-18			5.45	nd	126.34	
	6-Nov-18			4.76	nd	127.03	
	6-May-19			4.82	nd	126.97	
	13-Nov-19			5.25	nd	126.54	
MW202	26-Feb-14	131.47		4.29	nd	127.18	
	2-Apr-14			3.51	nd	127.96	
	20-Nov-14			4.75	nd	126.72	
	12-May-15			4.50	nd	126.97	
	4-Nov-15			5.12	nd	126.35	
	17-May-16			4.79	nd	126.68	
	21-Nov-16			4.98	nd	126.49	

TABLE 1. SUMMARY OF GROUNDWATER ELEVATION MEASUREMENTS
Former Coca-Cola Bottling Company of Northern New England
23 South Broadway (Route 28)
Salem, New Hampshire
NH DES Site #199108025

Monitoring Well I.D. (Former Designation)	Date	Reference Elevation (feet)	Measured Depth to LNAPL (feet)	Measured Depth to Water (feet)	LNAPL Thickness (feet)	Groundwater Elevation (feet)	Static Elevation (feet)
	16-May-17			4.23	nd	127.24	
	17-Nov-17			4.93	nd	126.54	
	31-May-18			5.15	nd	126.32	
	6-Nov-18			4.50	nd	126.97	
	6-May-19			4.53	nd	126.94	
	13-Nov-19			4.98	nd	126.49	
MW203	26-Feb-14	130.95		4.05	nd	126.90	
	2-Apr-14			3.35	nd	127.60	
	12-May-15			4.30	nd	126.65	
	17-May-16			4.37	nd	126.58	
MW204	26-Feb-14	128.97		1.63	nd	127.34	
	2-Apr-14			0.80	nd	128.17	
	20-Nov-14			2.21	nd	126.76	
	12-May-15			2.15	nd	126.82	
	4-Nov-15			2.69	nd	126.28	
	17-May-16			2.32	nd	126.65	
	21-Nov-16			2.53	nd	126.44	
	16-May-17			1.64	nd	127.33	
	17-Nov-17			2.50	nd	126.47	
	31-May-18			2.70	nd	126.27	
	6-Nov-18			1.12	nd	127.85	
	6-May-19			2.00	nd	126.97	
	13-Nov-19			2.54	nd	126.43	
RW-1	20-Jun-94	131.98		5.29	nd	126.69	
	6-Jul-94			5.63	nd	126.35	
	30-Jul-97			5.79	nd	126.19	
	1-Sep-98			5.78	nd	126.20	
			Well Destroyed During Soil Excavation February 2000				
RW-2	20-Jun-94	131.59		nm	1.2	nm	
	6-Jul-94			nm	1.6	nm	
	6-Sep-94			4.63	nd	126.96	
	30-Jul-97			5.39	0.02	126.20	
	1-Sep-98			5.41	nd	126.18	
			Well Destroyed During Soil Excavation February 2000				

Legend: LNAPL = Light Non-Aqueous Phase Liquid.
nd = no LNAPL detected. nm = not measured.

Notes:

1. Reference elevation is highest point of the PVC riser pipe at each location.
2. Elevations measured relative to an arbitrary datum established as 130.55 feet at the highest point of the metal cover on the on-site drilled water supply well.
3. Depth to groundwater measured using an electronic water level indicator.

TABLE 2. SUMMARY OF GROUNDWATER ANALYTICAL RESULTS
Former Coca-Cola Bottling Company of Northern New England
23 South Broadway (Route 28)
Salem, New Hampshire
NH DES Site #199108025

			CONCENTRATION (µg/L)																		
			SAMPLING LOCATION (Former Designation)																		
CHEMICAL PARAMETER	**AGQS (µg/L)**	**DATE SAMPLED**	**SG-1**	**SG-2**	**SG-3**	**MW104 (SG-4)**	**SG-5**	**MW106 (SG-6)**	**MW107 (SG-7)**	**MW108 (SG-8)**	**MW109 (SG-9)**	**MW110 (SG-10)**	**MW111 (SG-11)**	**MW112 (SG-12)**	**MW113 (SG-13)**	**RW-1**	**RW-2**	**MW201**	**MW202**	**MW203**	**MW204**
Benzene	5	21-May-09	wd	wd	wd	nd (1)	wd	11	nd (1)	2	ns	nd (1)	5	nd (10)	nd (1)	wd	wd	ni	ni	ni	ni
		19-Nov-09	wd	wd	wd	nd (1)	wd	2	nd (1)	1	ns	nd (1)	6	nd (1)	nd (1)	wd	wd	ni	ni	ni	ni
		7-Jun-10	wd	wd	wd	nd (1)	wd	1	nd (1)	nd (1)	ns	nd (1)	11	nd (1)	nd (1)	wd	wd	ni	ni	ni	ni
GW-2 = 2900		29-Nov-10	wd	wd	wd	ns	wd	1	nd (1)	ns	ns	nd (1)	3	2	nd (1)	wd	wd	ni	ni	ni	ni
		8-Jun-11	wd	wd	wd	ns	wd	1.7	ns	ns	ns	0.7 J	3.9	nd (25)	nd (1)	wd	wd	ni	ni	ni	ni
		11-Nov-11	wd	wd	wd	ns	wd	1	ns	ns	ns	nd (1)	2.9	0.7 J	nd (1)	wd	wd	ni	ni	ni	ni
		15-May-12	wd	wd	wd	ns	wd	1	ns	ns	ns	nd (1)	2.8	nd (20)	nd (1)	wd	wd	ni	ni	ni	ni
		26-Nov-12	wd	wd	wd	ns	wd	0.8 J	ns	ns	nd(1)	nd (1)	1.3	nd(5)	nd (1)	wd	wd	ni	ni	ni	ni
		10-May-13	wd	wd	wd	D	wd	1.2	D	D	nd (1)	nd (1)	2	nd(5)	nd (1)	wd	wd	ni	ni	ni	ni
		18-Dec-13	wd	wd	wd	D	wd	nd (0.5)	D	D	ns	nd (0.5)	0.59	nd (0.5)	nd (0.5)	wd	wd	ni	ni	ni	ni
		26-Feb-14	wd	wd	wd	D	wd	ns	D	D	ns	ns	ns	ns	ns	wd	wd	nd (20)	20	nd (1)	3
		2-Apr-14	wd	wd	wd	D	wd	ns	D	D	ns	ns	ns	ns	ns	wd	wd	nd (50)	nd (50)	nd (1)	nd (1)
		20-Nov-14	wd	wd	wd	D	wd	wd	D	D	wd	nd (1)	ns	ns	WD	wd	wd	nd (50)	nd (10)	ns	5
		12-May-15	wd	wd	wd	D	wd	wd	D	D	wd	nd (1)	ns	ns	WD	wd	wd	nd (50)	10	ns	8
		4-Nov-15	wd	wd	wd	D	wd	wd	D	D	wd	nd (1)	ns	ns	WD	wd	wd	nd (50)	10	ns	9
		17-May-16	wd	wd	wd	D	wd	wd	D	D	wd	nd (1)	ns	ns	WD	wd	wd	nd (50)	nd (10)	ns	9
		21-Nov-16	wd	wd	wd	D	wd	wd	D	D	wd	ns	ns	ns	WD	wd	wd	nd (50)	10	ns	6
		16-May-17	wd	wd	wd	D	wd	wd	D	D	wd	ns	ns	ns	wd	wd	wd	nd (50)	10	ns	6
		17-Nov-17	wd	wd	wd	D	wd	wd	D	D	wd	ns	ns	ns	wd	wd	wd	nd (50)	10	ns	6
		31-May-18	wd	wd	wd	D	wd	wd	D	D	wd	ns	ns	ns	wd	wd	wd	nd (50)	nd (10)	ns	4
		6-Nov-18	wd	wd	wd	D	wd	wd	D	D	wd	ns	ns	ns	wd	wd	wd	nd (50)	10	ns	nd (1)
		6-May-19	wd	wd	wd	D	wd	wd	D	D	wd	ns	ns	ns	wd	wd	wd	nd (10)	8.6	ns	nd (1)
		13-Nov-19	wd	wd	wd	D	wd	wd	D	D	wd	ns	ns	ns	wd	wd	wd	nd(10)	nd(20)	ns	3.5
Toluene	1,000	21-May-09	wd	wd	wd	nd (1)	wd	nd (1)	nd (1)	nd (1)	ns	nd (1)	nd (1)	10	nd (1)	wd	wd	ni	ni	ni	ni
		19-Nov-09	wd	wd	wd	nd (1)	wd	nd (1)	nd (1)	nd (1)	ns	nd (1)	nd (1)	nd (1)	nd (1)	wd	wd	ni	ni	ni	ni
		7-Jun-10	wd	wd	wd	nd (1)	wd	nd (1)	nd (1)	nd (1)	ns	nd (1)	nd (1)	nd (1)	nd (1)	wd	wd	ni	ni	ni	ni
GW-2 = 50,000		29-Nov-10	wd	wd	wd	ns	wd	nd (1)	nd (1)	ns	ns	nd (1)	nd (1)	nd (1)	nd (1)	wd	wd	ni	ni	ni	ni
		8-Jun-11	wd	wd	wd	ns	wd	nd (1)	ns	ns	ns	nd (1)	nd (1)	nd (25)	nd (1)	wd	wd	ni	ni	ni	ni
		11-Nov-11	wd	wd	wd	ns	wd	nd (1)	ns	ns	ns	nd (1)	nd (1)	0.8 J	nd (1)	wd	wd	ni	ni	ni	ni
		15-May-12	wd	wd	wd	ns	wd	nd (1)	ns	ns	ns	nd (1)	nd (1)	nd (20)	nd (1)	wd	wd	ni	ni	ni	ni
		26-Nov-12	wd	wd	wd	ns	wd	nd (1)	ns	ns	nd(1)	nd (1)	0.6 J	nd(5)	nd (1)	wd	wd	ni	ni	ni	ni
		10-May-13	wd	wd	wd	D	wd	nd (1)	D	D	nd (1)	nd (1)	nd (1)	nd(5)	nd (1)	wd	wd	ni	ni	ni	ni
		18-Dec-13	wd	wd	wd	D	wd	nd (0.75)	D	D	ns	nd (0.75)	nd (0.75)	nd (0.75)	nd (0.75)	wd	wd	ni	ni	ni	ni
		26-Feb-14	wd	wd	wd	D	wd	ns	D	D	ns	ns	ns	ns	ns	wd	wd	140	840	nd (1)	nd (1)
		2-Apr-14	wd	wd	wd	D	wd	ns	D	D	ns	ns	ns	ns	ns	wd	wd	90	980	nd (1)	nd (1)
		20-Nov-14	wd	wd	wd	D	wd	ns	D	D	ns	nd (1)	ns	ns	ns	wd	wd	nd (50)	160	ns	nd (1)
		12-May-15	wd	wd	wd	D	wd	ns	D	D	ns	nd (1)	ns	ns	ns	wd	wd	nd (50)	360	ns	nd (1)
		4-Nov-15	wd	wd	wd	D	wd	wd	D	D	wd	nd (1)	ns	ns	WD	wd	wd	nd (50)	30	ns	nd (1)
		17-May-16	wd	wd	wd	D	wd	wd	D	D	wd	nd (1)	ns	ns	WD	wd	wd	nd (50)	140	ns	nd (1)
		21-Nov-16	wd	wd	wd	D	wd	wd	D	D	wd	ns	ns	ns	WD	wd	wd	nd (50)	30	ns	nd (1)
		16-May-17	wd	wd	wd	D	wd	wd	D	D	wd	ns	ns	ns	wd	wd	wd	nd (50)	480	ns	nd (1)
		17-Nov-17	wd	wd	wd	D	wd	wd	D	D	wd	ns	ns	ns	wd	wd	wd	60	80	ns	nd (1)
		31-May-18	wd	wd	wd	D	wd	wd	D	D	wd	ns	ns	ns	wd	wd	wd	87	120	ns	nd (1)
		6-Nov-18	wd	wd	wd	D	wd	wd	D	D	wd	ns	ns	ns	wd	wd	wd	nd (50)	140	ns	nd (1)
		6-May-19	wd	wd	wd	D	wd	wd	D	D	wd	ns	ns	ns	wd	wd	wd	19	280	ns	nd (1)
		13-Nov-19	wd	wd	wd	D	wd	wd	D	D	wd	ns	ns	ns	wd	wd	wd	25	34	ns	nd(1)
Ethylbenzene	700	21-May-09	wd	wd	wd	nd (1)	wd	2	nd (1)	nd (1)	ns	nd (1)	nd (1)	370	24	wd	wd	ni	ni	ni	ni
		19-Nov-09	wd	wd	wd	nd (1)	wd	nd (1)	nd (1)	nd (1)	ns	nd (1)	nd (1)	11	19	wd	wd	ni	ni	ni	ni
		7-Jun-10	wd	wd	wd	nd (1)	wd	nd (1)	nd (1)	nd (1)	ns	nd (1)	nd (1)	9	16	wd	wd	ni	ni	ni	ni
GW-2 = 1,500		29-Nov-10	wd	wd	wd	ns	wd	nd (1)	nd (1)	ns	ns	nd (1)	nd (1)	23	1	wd	wd	ni	ni	ni	ni
		8-Jun-11	wd	wd	wd	ns	wd	2.6	ns	ns	ns	nd (1)	nd (1)	80	3	wd	wd	ni	ni	ni	ni
		11-Nov-11	wd	wd	wd	ns	wd	0.6 J	ns	ns	ns	nd (1)	nd (1)	6.1	0.6 J	wd	wd	ni	ni	ni	ni
		15-May-12	wd	wd	wd	ns	wd	1.1	ns	ns	ns	nd (1)	nd (1)	117	3	wd	wd	ni	ni	ni	ni
		26-Nov-12	wd	wd	wd	ns	wd	nd(1)	ns	ns	nd (1)	nd (1)	nd (1)	8.3	0.7 J	wd	wd	ni	ni	ni	ni

TABLE 2. SUMMARY OF GROUNDWATER ANALYTICAL RESULTS
Former Coca-Cola Bottling Company of Northern New England
23 South Broadway (Route 28)
Salem, New Hampshire
NH DES Site #199108025

			CONCENTRATION (µg/L)																		
			SAMPLING LOCATION (Former Designation)																		
CHEMICAL PARAMETER	AGQS (µg/L)	DATE SAMPLED	SG-1	SG-2	SG-3	MW104 (SG-4)	SG-5	MW106 (SG-6)	MW107 (SG-7)	MW108 (SG-8)	MW109 (SG-9)	MW110 (SG-10)	MW111 (SG-11)	MW112 (SG-12)	MW113 (SG-13)	RW-1	RW-2	MW201	MW202	MW203	MW204
		10-May-13	wd	wd	wd	D	wd	2.5	D	D	nd (1)	nd (1)	nd (1)	15	0.7 J	wd	wd	ni	ni	ni	ni
		18-Dec-13	wd	wd	wd	D	wd	nd (0.5)	D	D	ns	nd (0.5)	nd (0.5)	0.42 J	0.67	wd	wd	ni	ni	ni	ni
		26-Feb-14	wd	wd	wd	D	wd	ns	D	D	ns	ns	ns	ns	ns	wd	wd	2,200	1,300	nd (1)	16
		2-Apr-14	wd	wd	wd	D	wd	ns	D	D	ns	ns	ns	ns	ns	wd	wd	2,000	1,100	nd (1)	32
		20-Nov-14	wd	wd	wd	D	wd	ns	D	D	ns	nd (1)	ns	ns	ns	wd	wd	1,900	440	ns	31
		12-May-15	wd	wd	wd	D	wd	ns	D	D	ns	nd (1)	ns	ns	ns	wd	wd	1,300	440	ns	53
		4-Nov-15	wd	wd	wd	D	wd	wd	D	D	wd	nd (1)	ns	ns	WD	wd	wd	810	740	ns	38
		17-May-16	wd	wd	wd	D	wd	wd	D	D	wd	nd (1)	ns	ns	WD	wd	wd	1,100	440	ns	60
		21-Nov-16	wd	wd	wd	D	wd	wd	D	D	wd	ns	ns	ns	WD	wd	wd	860	580	ns	32
		16-May-17	wd	wd	wd	D	wd	wd	D	D	wd	ns	ns	ns	wd	wd	wd	1,000	910	ns	25
		17-Nov-17	wd	wd	wd	D	wd	wd	D	D	wd	ns	ns	ns	wd	wd	wd	1,600	1,500	ns	39
		31-May-18	wd	wd	wd	D	wd	wd	D	D	wd	ns	ns	ns	wd	wd	wd	2,100	650	ns	37
		6-Nov-18	wd	wd	wd	D	wd	wd	D	D	wd	ns	ns	ns	wd	wd	wd	1,400	690	ns	nd (1)
		6-May-19	wd	wd	wd	D	wd	wd	D	D	wd	ns	ns	ns	wd	wd	wd	510	710	ns	nd (1)
		13-Nov-19	wd	wd	wd	D	wd	wd	D	D	wd	ns	ns	ns	wd	wd	wd	890	860	ns	53
Total Xylenes	10,000	21-May-09	wd	wd	wd	nd (1)	wd	nd (1)	nd (1)	nd (1)	ns	nd (1)	nd (1)	650	16	wd	wd	ni	ni	ni	ni
		19-Nov-09	wd	wd	wd	nd (1)	wd	nd (1)	nd (1)	nd (1)	ns	nd (1)	nd (1)	2	10	wd	wd	ni	ni	ni	ni
		7-Jun-10	wd	wd	wd	nd (1)	wd	nd (1)	nd (1)	nd (1)	ns	nd (1)	nd (1)	nd (1)	8	wd	wd	ni	ni	ni	ni
GW-2 = 17,000		29-Nov-10	wd	wd	wd	ns	wd	nd (1)	nd (1)	ns	ns	nd (1)	nd (1)	1	nd (1)	wd	wd	ni	ni	ni	ni
		8-Jun-11	wd	wd	wd	ns	wd	1.1	ns	ns	ns	nd (1)	nd (1)	nd (25)	0.8 J	wd	wd	ni	ni	ni	ni
		11-Nov-11	wd	wd	wd	ns	wd	nd (1)	ns	ns	ns	nd (1)	nd (1)	34.7 J	nd (1)	wd	wd	ni	ni	ni	ni
		15-May-12	wd	wd	wd	ns	wd	nd (1)	ns	ns	ns	nd (1)	nd (1)	28	nd (1)	wd	wd	ni	ni	ni	ni
		26-Nov-12	wd	wd	wd	ns	wd	nd (1)	ns	ns	nd (1)	nd (1)	nd (1)	nd(5)	nd (1)	wd	wd	ni	ni	ni	ni
		10-May-13	wd	wd	wd	WD	wd	0.9 J	D	D	nd (1)	nd (1)	nd (1)	nd(5)	nd (1)	wd	wd	ni	ni	ni	ni
		18-Dec-13	wd	wd	wd	D	wd	nd (1)	D	D	ns	nd (1)	nd (1)	nd (1)	nd (1)	wd	wd	ni	ni	ni	ni
		26-Feb-14	wd	wd	wd	D	wd	ns	D	D	ns	ns	ns	ns	ns	wd	wd	8,800	5,990	nd (1)	7
		2-Apr-14	wd	wd	wd	D	wd	ns	D	D	ns	ns	ns	ns	ns	wd	wd	9,880	6,100	nd (1)	23
		20-Nov-14	wd	wd	wd	D	wd	ns	D	D	ns	nd (1)	ns	ns	ns	wd	wd	6,950	1,530	ns	17
		12-May-15	wd	wd	wd	D	wd	ns	D	D	ns	nd (1)	ns	ns	ns	wd	wd	6,090	2,170	ns	33
		4-Nov-15	wd	wd	wd	D	wd	wd	D	D	wd	nd (1)	ns	ns	WD	wd	wd	3,100	2,570	ns	27
		17-May-16	wd	wd	wd	D	wd	wd	D	D	wd	nd (1)	ns	ns	WD	wd	wd	5,470	1,580	ns	43
		21-Nov-16	wd	wd	wd	D	wd	wd	D	D	wd	ns	ns	ns	WD	wd	wd	3,990	1,780	ns	19
		16-May-17	wd	wd	wd	D	wd	wd	D	D	wd	ns	ns	ns	wd	wd	wd	5,470	3,840	ns	12
		17-Nov-17	wd	wd	wd	D	wd	wd	D	D	wd	ns	ns	ns	wd	wd	wd	7,900	5,940	ns	7
		31-May-18	wd	wd	wd	D	wd	wd	D	D	wd	ns	ns	ns	wd	wd	wd	10,400	2,720	ns	13
		6-Nov-18	wd	wd	wd	D	wd	wd	D	D	wd	ns	ns	ns	wd	wd	wd	5,740	2,620	ns	nd (1)
		6-May-19	wd	wd	wd	D	wd	wd	D	D	wd	ns	ns	ns	wd	wd	wd	2,364	2,910	ns	nd (1)
		13-Nov-19	wd	wd	wd	D	wd	wd	D	D	wd	ns	ns	ns	wd	wd	wd	4,720	3,891	ns	20
MtBE	13	21-May-09	wd	wd	wd	nd (5)	wd	49	nd (5)	nd (5)	ns	17	5	nd (10)	nd (5)	wd	wd	ni	ni	ni	ni
		19-Nov-09	wd	wd	wd	nd (5)	wd	33	nd (5)	nd (5)	ns	12	7	nd (5)	nd (5)	wd	wd	ni	ni	ni	ni
		7-Jun-10	wd	wd	wd	nd (5)	wd	7	nd (5)	nd (5)	ns	11	12	nd (5)	nd (5)	wd	wd	ni	ni	ni	ni
GW-2 = 2,600		29-Nov-10	wd	wd	wd	ns	wd	8	nd (5)	ns	ns	5	10	nd (5)	nd (5)	wd	wd	ni	ni	ni	ni
		8-Jun-11	wd	wd	wd	ns	wd	4.5	ns	ns	ns	16	15	nd (25)	nd (1)	wd	wd	ni	ni	ni	ni
		11-Nov-11	wd	wd	wd	ns	wd	1.7	ns	ns	ns	3.3	16	3.1	nd (1)	wd	wd	ni	ni	ni	ni
		15-May-12	wd	wd	wd	ns	wd	1	ns	ns	ns	7.5	6.9	nd (20)	nd (1)	wd	wd	ni	ni	ni	ni
		26-Nov-12	wd	wd	wd	ns	wd	1.2	ns	ns	nd (1)	4	2.8	nd(5)	nd (1)	wd	wd	ni	ni	ni	ni
		10-May-13	wd	wd	wd	D	wd	2.8	D	D	nd (1)	5.6	2.7	nd(5)	nd (1)	wd	wd	ni	ni	ni	ni
		18-Dec-13	wd	wd	wd	D	wd	6.3	D	D	ns	1.9	1.1	2.6	nd (1)	wd	wd	ni	ni	ni	ni
		26-Feb-14	wd	wd	wd	D	wd	ns	D	D	ns	ns	ns	ns	ns	wd	wd	nd (20)	nd (20)	nd (5)	nd (5)
		2-Apr-14	wd	wd	wd	D	wd	ns	D	D	ns	ns	ns	ns	ns	wd	wd	nd (50)	nd (50)	nd (5)	nd (5)
		20-Nov-14	wd	wd	wd	D	wd	ns	D	D	ns	nd (5)	ns	ns	ns	wd	wd	nd (50)	nd (10)	ns	nd (5)
		12-May-15	wd	wd	wd	D	wd	ns	D	D	ns	nd (5)	ns	ns	ns	wd	wd	nd (50)	nd (10)	ns	nd (5)
		4-Nov-15	wd	wd	wd	D	wd	wd	D	D	wd	nd (5)	ns	ns	WD	wd	wd	nd (50)	nd (10)	ns	nd (5)
		17-May-16	wd	wd	wd	D	wd	wd	D	D	wd	nd (5)	ns	ns	WD	wd	wd	nd (50)	nd (10)	ns	nd (5)
		21-Nov-16	wd	wd	wd	D	wd	wd	D	D	wd	ns	ns	ns	WD	wd	wd	nd (50)	nd (10)	ns	nd (5)

TABLE 2. SUMMARY OF GROUNDWATER ANALYTICAL RESULTS
Former Coca-Cola Bottling Company of Northern New England
23 South Broadway (Route 28)
Salem, New Hampshire
NH DES Site #199108025

			CONCENTRATION (µg/L)																		
			SAMPLING LOCATION (Former Designation)																		
CHEMICAL PARAMETER	AGQS (µg/L)	DATE SAMPLED	SG-1	SG-2	SG-3	MW104 (SG-4)	SG-5	MW106 (SG-6)	MW107 (SG-7)	MW108 (SG-8)	MW109 (SG-9)	MW110 (SG-10)	MW111 (SG-11)	MW112 (SG-12)	MW113 (SG-13)	RW-1	RW-2	MW201	MW202	MW203	MW204
		16-May-17	wd	wd	wd	D	wd	wd	D	D	wd	ns	ns	ns	wd	wd	wd	nd (50)	nd (10)	ns	nd (1)
		17-Nov-17	wd	wd	wd	D	wd	wd	D	D	wd	ns	ns	ns	wd	wd	wd	nd (50)	nd (10)	ns	nd (1)
		31-May-18	wd	wd	wd	D	wd	wd	D	D	wd	ns	ns	ns	wd	wd	wd	nd (50)	nd (10)	ns	nd (1)
		6-Nov-18	wd	wd	wd	D	wd	wd	D	D	wd	ns	ns	ns	wd	wd	wd	nd (50)	nd (5)	ns	nd (1)
		6-May-19	wd	wd	wd	D	wd	wd	D	D	wd	ns	ns	ns	wd	wd	wd	nd (10)	nd (5)	ns	nd (1)
		13-Nov-19	wd	wd	wd	D	wd	wd	D	D	wd	ns	ns	ns	wd	wd	wd	nd (10)	nd(20)	ns	nd(1)
Naphthalene	20	21-May-09	wd	wd	wd	nd (5)	wd	nd (5)	nd (5)	nd (5)	ns	nd (5)	nd (5)	210	120	wd	wd	ni	ni	ni	ni
		19-Nov-09	wd	wd	wd	nd (5)	wd	nd (5)	nd (5)	nd (5)	ns	nd (5)	nd (5)	8	68	wd	wd	ni	ni	ni	ni
		7-Jun-10	wd	wd	wd	nd (5)	wd	nd (5)	nd (5)	nd (5)	ns	nd (5)	nd (5)	7	84	wd	wd	ni	ni	ni	ni
GW-2 = 1,700		29-Nov-10	wd	wd	wd	ns	wd	nd (5)	nd (5)	ns	ns	nd (5)	nd (5)	14	nd (5)	wd	wd	ni	ni	ni	ni
		8-Jun-11	wd	wd	wd	ns	wd	1.3	ns	ns	ns	nd (1)	nd (1)	49	15	wd	wd	ni	ni	ni	ni
		11-Nov-11	wd	wd	wd	ns	wd	nd (1)	ns	ns	ns	nd (1)	nd (1)	39	1.5	wd	wd	ni	ni	ni	ni
		15-May-12	wd	wd	wd	ns	wd	nd (1)	ns	ns	ns	nd (1)	nd (1)	104	12	wd	wd	ni	ni	ni	ni
		26-Nov-12	wd	wd	wd	ns	wd	nd (1)	ns	ns	nd (1)	nd (1)	nd (1)	6.9	0.8 J	wd	wd	ni	ni	ni	ni
		10-May-13	wd	wd	wd	D	wd	nd (1)	D	D	nd (1)	nd (1)	nd (1)	12	4	wd	wd	ni	ni	ni	ni
		18-Dec-13	wd	wd	wd	D	wd	nd (2.5)	D	D	ns	nd (2.5)	nd (2.5)	nd (2.5)	4.4	wd	wd	ni	ni	ni	ni
		26-Feb-14	wd	wd	wd	D	wd	ns	D	D	ns	ns	ns	ns	ns	wd	wd	700	400	nd (5)	25
		2-Apr-14	wd	wd	wd	D	wd	ns	D	D	ns	ns	ns	ns	ns	wd	wd	600	400	nd (5)	110
		20-Nov-14	wd	wd	wd	D	wd	ns	D	D	ns	nd (5)	ns	ns	ns	wd	wd	800	210	ns	120
		12-May-15	wd	wd	wd	D	wd	ns	D	D	ns	nd (5)	ns	ns	ns	wd	wd	500	160	ns	160
		4-Nov-15	wd	wd	wd	D	wd	wd	D	D	wd	nd (5)	ns	ns	WD	wd	wd	300	300	ns	170
		17-May-16	4e	wd	wd	D	wd	wd	D	D	wd	nd (5)	ns	ns	WD	wd	wd	500	200	ns	170
		21-Nov-16	wd	wd	wd	D	wd	wd	D	D	wd	ns	ns	ns	WD	wd	wd	400	290	ns	200
		16-May-17	wd	wd	wd	D	wd	wd	D	D	wd	ns	ns	ns	wd	wd	wd	400	370	ns	110
		17-Nov-17	wd	wd	wd	D	wd	wd	D	D	wd	ns	ns	ns	wd	wd	wd	600	580	ns	190
		31-May-18	wd	wd	wd	D	wd	wd	D	D	wd	ns	ns	ns	wd	wd	wd	940	270	ns	140
revised 9/1/18	100	6-Nov-18	wd	wd	wd	D	wd	wd	D	D	wd	ns	ns	ns	wd	wd	wd	570	370	ns	nd (5)
		6-May-19	wd	wd	wd	D	wd	wd	D	D	wd	ns	ns	ns	wd	wd	wd	190	370	ns	nd (5)
		13-Nov-19	wd	wd	wd	D	wd	wd	D	D	wd	ns	ns	ns	wd	wd	wd	370	410	ns	200
Isopropylbenzene	800	21-May-09	wd	wd	wd	nd (1)	wd	4	nd (1)	nd (1)	ns	nd (1)	nd (1)	60	11	wd	wd	ni	ni	ni	ni
		19-Nov-09	wd	wd	wd	nd (1)	wd	3	nd (1)	nd (1)	ns	nd (1)	nd (1)	2	10	wd	wd	ni	ni	ni	ni
		7-Jun-10	wd	wd	wd	nd (1)	wd	2	nd (1)	nd (1)	ns	nd (1)	nd (1)	7	12	wd	wd	ni	ni	ni	ni
		29-Nov-10	wd	wd	wd	ns	wd	2	nd (1)	ns	ns	nd (1)	nd (1)	11	nd (1)	wd	wd	ni	ni	ni	ni
		8-Jun-11	wd	wd	wd	ns	wd	3.2	ns	ns	ns	nd (1)	nd (1)	28	1.2	wd	wd	ni	ni	ni	ni
		11-Nov-11	wd	wd	wd	ns	wd	3.3	ns	ns	ns	nd (1)	0.6 J	8.4	nd (1)	wd	wd	ni	ni	ni	ni
		15-May-12	wd	wd	wd	ns	wd	4.7	ns	ns	ns	nd (1)	0.8 J	29	1.6	wd	wd	ni	ni	ni	ni
		26-Nov-12	wd	wd	wd	ns	wd	2.3	ns	ns	nd (1)	nd (1)	0.9 J	5.3	0.7 J	wd	wd	ni	ni	ni	ni
		10-May-13	wd	wd	wd	D	wd	3.8	D	D	nd (1)	nd (1)	1.1	10	1	wd	wd	ni	ni	ni	ni
		18-Dec-13	wd	wd	wd	D	wd	1	D	D	ns	nd (0.5)	0.76	0.76	0.4 J	wd	wd	ni	ni	ni	ni
		26-Feb-14	wd	wd	wd	D	wd	ns	D	D	ns	ns	ns	ns	ns	wd	wd	140	90	nd (1)	10
		2-Apr-14	wd	wd	wd	D	wd	ns	D	D	ns	ns	ns	ns	ns	wd	wd	150	80	nd (1)	12
		20-Nov-14	wd	wd	wd	D	wd	ns	D	D	ns	nd (1)	ns	ns	ns	wd	wd	150	40	ns	15
		12-May-15	wd	wd	wd	D	wd	ns	D	D	ns	nd (1)	ns	ns	ns	wd	wd	90	30	ns	16
		4-Nov-15	wd	wd	wd	D	wd	wd	D	D	wd	nd (1)	ns	ns	WD	wd	wd	nd (50)	50	ns	13
		17-May-16	wd	wd	wd	D	wd	wd	D	D	wd	nd (1)	ns	ns	WD	wd	wd	70	30	ns	17
		21-Nov-16	wd	wd	wd	D	wd	wd	D	D	wd	ns	ns	ns	WD	wd	wd	70	50	ns	14
		16-May-17	wd	wd	wd	D	wd	wd	D	D	wd	ns	ns	ns	wd	wd	wd	70	70	ns	13
		17-Nov-17	wd	wd	wd	D	wd	wd	D	D	wd	ns	ns	ns	wd	wd	wd	90	90	ns	13
		31-May-18	wd	wd	wd	D	wd	wd	D	D	wd	ns	ns	ns	wd	wd	wd	130	55	ns	11
		6-Nov-18	wd	wd	wd	D	wd	wd	D	D	wd	ns	ns	ns	wd	wd	wd	90	70	ns	nd (1)
		6-May-19	wd	wd	wd	D	wd	wd	D	D	wd	ns	ns	ns	wd	wd	wd	32	73	ns	nd (1)
		13-Nov-19	wd	wd	wd	D	wd	wd	D	D	wd	ns	ns	ns	wd	wd	wd	54	69	ns	11
1,2-Dichloroethane	5	21-May-09	wd	wd	wd	nd (2)	wd	nd (2)	nd (2)	nd (2)	ns	nd (2)	nd (2)	nd (10)	nd (2)	wd	wd	ni	ni	ni	ni
		19-Nov-09	wd	wd	wd	nd (2)	wd	nd (2)	nd (2)	nd (2)	ns	nd (2)	nd (2)	nd (2)	nd (2)	wd	wd	ni	ni	ni	ni

TABLE 2. SUMMARY OF GROUNDWATER ANALYTICAL RESULTS
Former Coca-Cola Bottling Company of Northern New England
23 South Broadway (Route 28)
Salem, New Hampshire
NH DES Site #199108025

			CONCENTRATION (µg/L)																		
			SAMPLING LOCATION (Former Designation)																		
CHEMICAL PARAMETER	**AGQS (µg/L)**	**DATE SAMPLED**	**SG-1**	**SG-2**	**SG-3**	**MW104 (SG-4)**	**SG-5**	**MW106 (SG-6)**	**MW107 (SG-7)**	**MW108 (SG-8)**	**MW109 (SG-9)**	**MW110 (SG-10)**	**MW111 (SG-11)**	**MW112 (SG-12)**	**MW113 (SG-13)**	**RW-1**	**RW-2**	**MW201**	**MW202**	**MW203**	**MW204**
		7-Jun-10	wd	wd	wd	nd (2)	wd	nd (2)	nd (2)	nd (2)	ns	nd (2)	nd (2)	nd (2)	nd (2)	wd	wd	ni	ni	ni	ni
GW-2 = 50		29-Nov-10	wd	wd	wd	ns	wd	nd (2)	nd (2)	ns	ns	nd (2)	nd (2)	nd (2)	nd (2)	wd	wd	ni	ni	ni	ni
		8-Jun-11	wd	wd	wd	ns	wd	nd (1)	ns	ns	ns	nd (1)	nd (1)	nd (25)	nd (1)	wd	wd	ni	ni	ni	ni
		11-Nov-11	wd	wd	wd	ns	wd	nd (1)	ns	ns	ns	nd (1)	nd (1)	nd (1)	nd (1)	wd	wd	ni	ni	ni	ni
		15-May-12	wd	wd	wd	ns	wd	nd (1)	ns	ns	ns	nd (1)	nd (1)	nd (20)	nd (1)	wd	wd	ni	ni	ni	ni
		26-Nov-12	wd	wd	wd	ns	wd	nd (1)	ns	ns	nd (1)	nd (1)	nd (1)	nd(5)	nd (1)	wd	wd	ni	ni	ni	ni
		10-May-13	wd	wd	wd	D	wd	nd (1)	D	D	nd (1)	nd (1)	nd (1)	nd(5)	nd (1)	wd	wd	ni	ni	ni	ni
		18-Dec-13	wd	wd	wd	D	wd	nd (0.5)	D	D	ns	nd (0.5)	nd (0.5)	nd (0.5)	nd (0.5)	wd	wd	ni	ni	ni	ni
		26-Feb-14	wd	wd	wd	D	wd	ns	D	D	ns	ns	ns	ns	ns	wd	wd	nd (20)	nd (20)	nd (2)	nd (2)
		2-Apr-14	wd	wd	wd	D	wd	ns	D	D	ns	ns	ns	ns	ns	wd	wd	nd (50)	nd (50)	nd (2)	nd (2)
		20-Nov-14	wd	wd	wd	D	wd	ns	D	D	ns	nd (2)	ns	ns	ns	wd	wd	nd (50)	nd (10)	ns	nd (2)
		12-May-15	wd	wd	wd	D	wd	ns	D	D	ns	nd (2)	ns	ns	ns	wd	wd	nd (50)	nd (10)	ns	nd (2)
		4-Nov-15	wd	wd	wd	D	wd	wd	D	D	wd	nd (2)	ns	ns	WD	wd	wd	nd (50)	nd (10)	ns	nd (2)
		17-May-16	wd	wd	wd	D	wd	wd	D	D	wd	nd (2)	ns	ns	WD	wd	wd	nd (50)	nd (10)	ns	nd (2)
		21-Nov-16	wd	wd	wd	D	wd	wd	D	D	wd	ns	ns	ns	WD	wd	wd	nd (50)	nd (10)	ns	nd (2)
		16-May-17	wd	wd	wd	D	wd	wd	D	D	wd	ns	ns	ns	wd	wd	wd	nd (50)	nd (10)	ns	nd (1)
		17-Nov-17	wd	wd	wd	D	wd	wd	D	D	wd	ns	ns	ns	wd	wd	wd	nd (50)	nd (10)	ns	nd (1)
		31-May-18	wd	wd	wd	D	wd	wd	D	D	wd	ns	ns	ns	wd	wd	wd	nd (50)	nd (10)	ns	nd (1)
		6-Nov-18	wd	wd	wd	D	wd	wd	D	D	wd	ns	ns	ns	wd	wd	wd	nd (50)	nd (5)	ns	nd (1)
		6-May-19	wd	wd	wd	D	wd	wd	D	D	wd	ns	ns	ns	wd	wd	wd	nd (10)	nd (5)	ns	nd (1)
		13-Nov-19	wd	wd	wd	D	wd	wd	D	D	wd	ns	ns	ns	wd	wd	wd	nd(10)	nd(20)	ns	nd(1)
cis-1,2-Dichloroethene	70	21-May-09	wd	wd	wd	nd (2)	wd	4	nd (2)	4	ns	16	7	nd (10)	nd (2)	wd	wd	ni	ni	ni	ni
		19-Nov-09	wd	wd	wd	nd (2)	wd	3	nd (2)	5	ns	8	6	nd (2)	nd (2)	wd	wd	ni	ni	ni	ni
		7-Jun-10	wd	wd	wd	nd (2)	wd	7	nd (2)	3	ns	15	3	nd (2)	nd (2)	wd	wd	ni	ni	ni	ni
		29-Nov-10	wd	wd	wd	ns	wd	4	nd (2)	ns	ns	5	2	nd (2)	nd (2)	wd	wd	ni	ni	ni	ni
		8-Jun-11	wd	wd	wd	ns	wd	2.6	ns	ns	ns	11	5.1	nd (25)	nd (1)	wd	wd	ni	ni	ni	ni
		11-Nov-11	wd	wd	wd	ns	wd	1.2	ns	ns	ns	3.4	3.7	nd (1)	nd (1)	wd	wd	ni	ni	ni	ni
		15-May-12	wd	wd	wd	ns	wd	0.7 J	ns	ns	ns	10	3.9	nd (20)	nd (1)	wd	wd	ni	ni	ni	ni
		26-Nov-12	wd	wd	wd	ns	wd	0.6 J	ns	ns	nd (1)	10	1.4	nd(5)	nd (1)	wd	wd	ni	ni	ni	ni
		10-May-13	wd	wd	wd	D	wd	0.9 J	D	D	nd (1)	4.5	3.8	nd(5)	nd (1)	wd	wd	ni	ni	ni	ni
		18-Dec-13	wd	wd	wd	D	wd	1.3	D	D	ns	5	nd (0.5)	nd (0.5)	nd (0.5)	wd	wd	ni	ni	ni	ni
		26-Feb-14	wd	wd	wd	D	wd	ns	D	D	ns	ns	ns	ns	ns	wd	wd	nd (20)	nd (20)	nd (2)	nd (2)
		2-Apr-14	wd	wd	wd	D	wd	ns	D	D	ns	ns	ns	ns	ns	wd	wd	nd (50)	nd (50)	nd (2)	nd (2)
		20-Nov-14	wd	wd	wd	D	wd	ns	D	D	ns	nd (2)	ns	ns	ns	wd	wd	nd (50)	nd (10)	ns	nd (2)
		12-May-15	wd	wd	wd	D	wd	ns	D	D	ns	nd (2)	ns	ns	ns	wd	wd	nd (50)	nd (10)	ns	nd (2)
		4-Nov-15	wd	wd	wd	D	wd	wd	D	D	wd	nd (2)	ns	ns	WD	wd	wd	nd (50)	nd (10)	ns	nd (2)
		17-May-16	wd	wd	wd	D	wd	wd	D	D	wd	nd (2)	ns	ns	WD	wd	wd	nd (50)	nd (10)	ns	nd (2)
		21-Nov-16	wd	wd	wd	D	wd	wd	D	D	wd	ns	ns	ns	WD	wd	wd	nd (50)	nd (10)	ns	nd (2)
		16-May-17	wd	wd	wd	D	wd	wd	D	D	wd	ns	ns	ns	wd	wd	wd	nd (50)	nd (10)	ns	nd (1)
		17-Nov-17	wd	wd	wd	D	wd	wd	D	D	wd	ns	ns	ns	wd	wd	wd	nd (50)	nd (10)	ns	nd (1)
		31-May-18	wd	wd	wd	D	wd	wd	D	D	wd	ns	ns	ns	wd	wd	wd	nd (50)	nd (10)	ns	nd (1)
		6-Nov-18	wd	wd	wd	D	wd	wd	D	D	wd	ns	ns	ns	wd	wd	wd	nd (50)	nd (5)	ns	nd (1)
		6-May-19	wd	wd	wd	D	wd	wd	D	D	wd	ns	ns	ns	wd	wd	wd	nd (10)	nd (5)	ns	nd (1)
		13-Nov-19	wd	wd	wd	D	wd	wd	D	D	wd	ns	ns	ns	wd	wd	wd	nd(10)	nd(20)	ns	nd(1)
Trichloroethene	5	21-May-09	wd	wd	wd	nd (2)	wd	3	nd (2)	nd (2)	ns	16	nd (2)	nd (10)	nd (2)	wd	wd	ni	ni	ni	ni
		19-Nov-09	wd	wd	wd	nd (2)	wd	4	nd (2)	nd (2)	ns	nd (2)	nd (2)	nd (2)	nd (2)	wd	wd	ni	ni	ni	ni
		7-Jun-10	wd	wd	wd	nd (2)	wd	4	nd (2)	nd (2)	ns	12	nd (2)	nd (2)	nd (2)	wd	wd	ni	ni	ni	ni
GW-2 = 20		29-Nov-10	wd	wd	wd	ns	wd	6	nd (2)	ns	ns	nd (2)	nd (2)	nd (2)	nd (2)	wd	wd	ni	ni	ni	ni
		8-Jun-11	wd	wd	wd	ns	wd	1.1	ns	ns	ns	0.8 J	nd (1)	nd (25)	nd (1)	wd	wd	ni	ni	ni	ni
		11-Nov-11	wd	wd	wd	ns	wd	1.3	ns	ns	ns	nd (1)	nd (1)	nd (1)	nd (1)	wd	wd	ni	ni	ni	ni
		15-May-12	wd	wd	wd	ns	wd	nd (1)	ns	ns	ns	0.8 J	nd (1)	nd (20)	nd (1)	wd	wd	ni	ni	ni	ni
		26-Nov-12	wd	wd	wd	ns	wd	0.5 J	ns	ns	nd (1)	nd(1)	nd (1)	nd(5)	nd (1)	wd	wd	ni	ni	ni	ni
		10-May-13	wd	wd	wd	D	wd	nd (1)	D	D	nd (1)	nd (1)	nd (1)	nd(5)	nd (1)	wd	wd	ni	ni	ni	ni
		18-Dec-13	wd	wd	wd	D	wd	nd (0.5)	D	D	ns	nd (0.5)	nd (0.5)	nd (0.5)	nd (0.5)	wd	wd	ni	ni	ni	ni
		26-Feb-14	wd	wd	wd	D	wd	ns	D	D	ns	ns	ns	ns	ns	wd	wd	nd (20)	nd (20)	nd (2)	nd (2)
		2-Apr-14	wd	wd	wd	D	wd	ns	D	D	ns	ns	ns	ns	ns	wd	wd	nd (50)	nd (50)	nd (2)	nd (2)

TABLE 2. SUMMARY OF GROUNDWATER ANALYTICAL RESULTS
Former Coca-Cola Bottling Company of Northern New England
23 South Broadway (Route 28)
Salem, New Hampshire
NH DES Site #199108025

			CONCENTRATION (µg/L)																		
			SAMPLING LOCATION (Former Designation)																		
CHEMICAL PARAMETER	AGQS (µg/L)	DATE SAMPLED	SG-1	SG-2	SG-3	MW104 (SG-4)	SG-5	MW106 (SG-6)	MW107 (SG-7)	MW108 (SG-8)	MW109 (SG-9)	MW110 (SG-10)	MW111 (SG-11)	MW112 (SG-12)	MW113 (SG-13)	RW-1	RW-2	MW201	MW202	MW203	MW204
		20-Nov-14	wd	wd	wd	D	wd	ns	D	D	ns	nd (2)	ns	ns	ns	wd	wd	nd (50)	nd (10)	ns	nd (2)
		12-May-15	wd	wd	wd	D	wd	ns	D	D	ns	nd (2)	ns	ns	ns	wd	wd	nd (50)	nd (10)	ns	nd (2)
		4-Nov-15	wd	wd	wd	D	wd	wd	D	D	wd	nd (2)	ns	ns	WD	wd	wd	nd (50)	nd (10)	ns	nd (2)
		17-May-16	wd	wd	wd	D	wd	wd	D	D	wd	nd (2)	ns	ns	WD	wd	wd	nd (50)	nd (10)	ns	nd (2)
		21-Nov-16	wd	wd	wd	D	wd	wd	D	D	wd	ns	ns	ns	WD	wd	wd	nd (50)	nd (10)	ns	nd (2)
		16-May-17	wd	wd	wd	D	wd	wd	D	D	wd	ns	ns	ns	wd	wd	wd	nd (50)	nd (10)	ns	nd (1)
		17-Nov-17	wd	wd	wd	D	wd	wd	D	D	wd	ns	ns	ns	wd	wd	wd	nd (50)	nd (10)	ns	nd (1)
		31-May-18	wd	wd	wd	D	wd	wd	D	D	wd	ns	ns	ns	wd	wd	wd	nd (50)	nd (10)	ns	nd (1)
		6-Nov-18	wd	wd	wd	D	wd	wd	D	D	wd	ns	ns	ns	wd	wd	wd	nd (50)	nd (5)	ns	nd (1)
		6-May-19	wd	wd	wd	D	wd	wd	D	D	wd	ns	ns	ns	wd	wd	wd	nd (10)	nd (5)	ns	nd (1)
		13-Nov-19	wd	wd	wd	D	wd	wd	D	D	wd	ns	ns	ns	wd	wd	wd	nd(10)	nd(20)	ns	nd(1)
Tetrachloroethene	5	21-May-09	wd	wd	wd	nd (2)	wd	6	nd (2)	nd (2)	ns	2	nd (2)	nd (10)	nd (2)	wd	wd	ni	ni	ni	ni
		19-Nov-09	wd	wd	wd	nd (2)	wd	3	nd (2)	nd (2)	ns	nd (2)	nd (2)	nd (2)	nd (2)	wd	wd	ni	ni	ni	ni
		7-Jun-10	wd	wd	wd	nd (2)	wd	nd (2)	nd (2)	nd (2)	ns	nd (2)	nd (2)	nd (2)	nd (2)	wd	wd	ni	ni	ni	ni
GW-2 = 240		29-Nov-10	wd	wd	wd	ns	wd	7	nd (2)	ns	ns	nd (2)	nd (2)	nd (2)	nd (2)	wd	wd	ni	ni	ni	ni
		8-Jun-11	wd	wd	wd	ns	wd	nd (1)	ns	ns	ns	nd (1)	nd (1)	nd (25)	nd (1)	wd	wd	ni	ni	ni	ni
		11-Nov-11	wd	wd	wd	ns	wd	nd (1)	ns	ns	ns	nd (1)	nd (1)	nd (1)	nd (1)	wd	wd	ni	ni	ni	ni
		15-May-12	wd	wd	wd	ns	wd	nd (1)	ns	ns	ns	nd (1)	nd (1)	nd (20)	nd (1)	wd	wd	ni	ni	ni	ni
		26-Nov-12	wd	wd	wd	ns	wd	nd (1)	ns	ns	nd (1)	nd (1)	nd (1)	nd(5)	nd (1)	wd	wd	ni	ni	ni	ni
		10-May-13	wd	wd	wd	D	wd	nd (1)	D	D	nd (1)	nd (1)	nd (1)	nd(5)	nd (1)	wd	wd	ni	ni	ni	ni
		18-Dec-13	wd	wd	wd	D	wd	nd (0.5)	D	D	ns	nd (0.5)	nd (0.5)	nd (0.5)	nd (0.5)	wd	wd	ni	ni	ni	ni
		26-Feb-14	wd	wd	wd	D	wd	ns	D	D	ns	ns	ns	ns	ns	wd	wd	nd (20)	nd (20)	nd (2)	nd (2)
		2-Apr-14	wd	wd	wd	D	wd	ns	D	D	ns	ns	ns	ns	ns	wd	wd	nd (50)	nd (50)	nd (2)	nd (2)
		20-Nov-14	wd	wd	wd	D	wd	ns	D	D	ns	nd (2)	ns	ns	ns	wd	wd	nd (50)	nd (10)	ns	nd (2)
		12-May-15	wd	wd	wd	D	wd	ns	D	D	ns	nd (2)	ns	ns	ns	wd	wd	nd (50)	nd (10)	ns	nd (2)
		4-Nov-15	wd	wd	wd	D	wd	wd	D	D	wd	nd (2)	ns	ns	WD	wd	wd	nd (50)	nd (10)	ns	nd (2)
		17-May-16	wd	wd	wd	D	wd	wd	D	D	wd	nd (2)	ns	ns	WD	wd	wd	nd (50)	nd (10)	ns	nd (2)
		21-Nov-16	wd	wd	wd	D	wd	wd	D	D	wd	ns	ns	ns	WD	wd	wd	nd (50)	nd (10)	ns	nd (2)
		16-May-17	wd	wd	wd	D	wd	wd	D	D	wd	ns	ns	ns	wd	wd	wd	nd (50)	nd (10)	ns	nd (1)
		17-Nov-17	wd	wd	wd	D	wd	wd	D	D	wd	ns	ns	ns	wd	wd	wd	nd (50)	nd (10)	ns	nd (1)
		31-May-18	wd	wd	wd	D	wd	wd	D	D	wd	ns	ns	ns	wd	wd	wd	nd (50)	nd (10)	ns	nd (1)
		6-Nov-18	wd	wd	wd	D	wd	wd	D	D	wd	ns	ns	ns	wd	wd	wd	nd (50)	nd (5)	ns	nd (1)
		6-May-19	wd	wd	wd	D	wd	wd	D	D	wd	ns	ns	ns	wd	wd	wd	nd (10)	nd (5)	ns	nd (1)
		13-Nov-19	wd	wd	wd	D	wd	wd	D	D	wd	ns	ns	ns	wd	wd	wd	nd(10)	nd(20)	ns	nd(1)
Vinyl Chloride	2	21-May-09	wd	wd	wd	nd (2)	wd	nd (2)	nd (2)	nd (2)	ns	17	2	nd (20)	nd (2)	wd	wd	ni	ni	ni	ni
		19-Nov-09	wd	wd	wd	nd (2)	wd	nd (2)	nd (2)	nd (2)	ns	2	nd (2)	nd (2)	nd (2)	wd	wd	ni	ni	ni	ni
		7-Jun-10	wd	wd	wd	nd (2)	wd	nd (2)	nd (2)	nd (2)	ns	3	nd (2)	nd (2)	nd (2)	wd	wd	ni	ni	ni	ni
GW-2 = 4		29-Nov-10	wd	wd	wd	ns	wd	nd (2)	nd (2)	ns	ns	nd (2)	nd (2)	nd (2)	nd (2)	wd	wd	ni	ni	ni	ni
		8-Jun-11	wd	wd	wd	ns	wd	nd (1)	ns	ns	ns	1.7	nd (1)	nd (25)	nd (1)	wd	wd	ni	ni	ni	ni
		11-Nov-11	wd	wd	wd	ns	wd	nd (1)	ns	ns	ns	nd (1)	nd (1)	nd (1)	nd (1)	wd	wd	ni	ni	ni	ni
		15-May-12	wd	wd	wd	ns	wd	nd (1)	ns	ns	ns	1.3	0.7 J	nd (20)	nd (1)	wd	wd	ni	ni	ni	ni
		26-Nov-12	wd	wd	wd	ns	wd	nd (1)	ns	ns	nd (1)	3.8	1.1	nd(5)	nd (1)	wd	wd	ni	ni	ni	ni
		10-May-13	wd	wd	wd	D	wd	nd (1)	D	D	nd (1)	1	nd (1)	nd(5)	nd (1)	wd	wd	ni	ni	ni	ni
		18-Dec-13	wd	wd	wd	D	wd	nd (1)	D	D	ns	2.1	nd (1)	nd (1)	nd (1)	wd	wd	ni	ni	ni	ni
		26-Feb-14	wd	wd	wd	D	wd	ns	D	D	ns	ns	ns	ns	ns	wd	wd	nd (40)	nd (40)	nd (2)	nd (2)
		2-Apr-14	wd	wd	wd	D	wd	ns	D	D	ns	ns	ns	ns	ns	wd	wd	nd (100)	nd (100)	nd (2)	nd (2)
		20-Nov-14	wd	wd	wd	D	wd	ns	D	D	ns	nd (2)	ns	ns	ns	wd	wd	nd (100)	nd (20)	ns	nd (2)
		12-May-15	wd	wd	wd	D	wd	ns	D	D	ns	nd (2)	ns	ns	ns	wd	wd	nd (100)	nd (20)	ns	nd (2)
		4-Nov-15	wd	wd	wd	D	wd	wd	D	D	wd	nd (2)	ns	ns	WD	wd	wd	nd (100)	nd (20)	ns	nd (2)
		17-May-16	wd	wd	wd	D	wd	wd	D	D	wd	nd (2)	ns	ns	WD	wd	wd	nd (100)	nd (20)	ns	nd (2)
		21-Nov-16	wd	wd	wd	D	wd	wd	D	D	wd	ns	ns	ns	WD	wd	wd	nd (100)	nd (20)	ns	nd (2)
		16-May-17	wd	wd	wd	D	wd	wd	D	D	wd	ns	ns	ns	wd	wd	wd	nd (100)	nd (20)	ns	nd (2)
		17-Nov-17	wd	wd	wd	D	wd	wd	D	D	wd	ns	ns	ns	wd	wd	wd	nd (100)	nd (20)	ns	nd (2)
		31-May-18	wd	wd	wd	D	wd	wd	D	D	wd	ns	ns	ns	wd	wd	wd	nd (100)	nd (20)	ns	nd (2)
		6-Nov-18	wd	wd	wd	D	wd	wd	D	D	wd	ns	ns	ns	wd	wd	wd	nd (100)	nd (10)	ns	nd (2)

TABLE 2. SUMMARY OF GROUNDWATER ANALYTICAL RESULTS
Former Coca-Cola Bottling Company of Northern New England
23 South Broadway (Route 28)
Salem, New Hampshire
NH DES Site #199108025

			CONCENTRATION (µg/L)																		
			SAMPLING LOCATION (Former Designation)																		
CHEMICAL PARAMETER	**AGQS (µg/L)**	**DATE SAMPLED**	**SG-1**	**SG-2**	**SG-3**	**MW104 (SG-4)**	**SG-5**	**MW106 (SG-6)**	**MW107 (SG-7)**	**MW108 (SG-8)**	**MW109 (SG-9)**	**MW110 (SG-10)**	**MW111 (SG-11)**	**MW112 (SG-12)**	**MW113 (SG-13)**	**RW-1**	**RW-2**	**MW201**	**MW202**	**MW203**	**MW204**
		6-May-19	wd	wd	wd	D	wd	wd	D	D	wd	ns	ns	ns	wd	wd	wd	nd (20)	nd (10)	ns	nd (2)
		13-Nov-19	wd	wd	wd	D	wd	wd	D	D	wd	ns	ns	ns	wd	wd	wd	nd(20)	nd(40)	ns	nd(2)
p-Isopropyltoluene	260	21-May-09	wd	wd	wd	nd (1)	wd	nd (1)	nd (1)	nd (1)	ns	nd (1)	nd (1)	nd (10)	6	wd	wd	ni	ni	ni	ni
		19-Nov-09	wd	wd	wd	nd (1)	wd	nd (1)	nd (1)	nd (1)	ns	nd (1)	nd (1)	nd (1)	5	wd	wd	ni	ni	ni	ni
		7-Jun-10	wd	wd	wd	nd (1)	wd	nd (1)	nd (1)	nd (1)	ns	nd (1)	nd (1)	nd (1)	5	wd	wd	ni	ni	ni	ni
		29-Nov-10	wd	wd	wd	ns	wd	nd (1)	nd (1)	ns	ns	nd (1)	nd (1)	3	nd (1)	wd	wd	ni	ni	ni	ni
		8-Jun-11	wd	wd	wd	ns	wd	nd (1)	ns	ns	ns	nd (1)	nd (1)	nd (25)	nd (1)	wd	wd	ni	ni	ni	ni
		11-Nov-11	wd	wd	wd	ns	wd	nd (1)	ns	ns	ns	nd (1)	nd (1)	0.8 J		wd	wd	ni	ni	ni	ni
		15-May-12	wd	wd	wd	ns	wd	nd (1)	ns	ns	ns	nd (1)	nd (1)	nd (20)	nd (1)	wd	wd	ni	ni	ni	ni
		26-Nov-12	wd	wd	wd	ns	wd	nd (1)	ns	ns	nd (1)	nd (1)	nd (1)	nd(5)	nd (1)	wd	wd	ni	ni	ni	ni
		10-May-13	wd	wd	wd	D	wd	nd (1)	D	D	nd (1)	nd (1)	nd (1)	nd(5)	nd (1)	wd	wd	ni	ni	ni	ni
		18-Dec-13	wd	wd	wd	D	wd	nd (0.5)	D	D	ns	nd (0.5)	nd (0.5)	nd (0.5)	nd (0.5)	wd	wd	ni	ni	ni	ni
		26-Feb-14	wd	wd	wd	D	wd	ns	D	D	ns	ns	ns	ns	ns	wd	wd	nd (20)	nd (20)	nd (1)	2
		2-Apr-14	wd	wd	wd	D	wd	ns	D	D	ns	ns	ns	ns	ns	wd	wd	nd (50)	nd (50)	nd (1)	5
		20-Nov-14	wd	wd	wd	D	wd	ns	D	D	ns	nd (1)	ns	ns	ns	wd	wd	nd (50)	nd (10)	ns	8
		12-May-15	wd	wd	wd	D	wd	ns	D	D	ns	nd (1)	ns	ns	ns	wd	wd	nd (50)	nd (10)	ns	8
		4-Nov-15	wd	wd	wd	D	wd	wd	D	D	wd	nd (1)	ns	ns	WD	wd	wd	nd (50)	nd (10)	ns	13
		17-May-16	wd	wd	wd	D	wd	wd	D	D	wd	nd (1)	ns	ns	WD	wd	wd	nd (50)	nd (10)	ns	14
		21-Nov-16	wd	wd	wd	D	wd	wd	D	D	wd	ns	ns	ns	WD	wd	wd	nd (50)	nd (10)	ns	13
		16-May-17	wd	wd	wd	D	wd	wd	D	D	wd	ns	ns	ns	wd	wd	wd	nd (50)	nd (10)	ns	7
		17-Nov-17	wd	wd	wd	D	wd	wd	D	D	wd	ns	ns	ns	wd	wd	wd	nd (50)	nd (10)	ns	11
		31-May-18	wd	wd	wd	D	wd	wd	D	D	wd	ns	ns	ns	wd	wd	wd	nd (50)	nd (10)	ns	8
		6-Nov-18	wd	wd	wd	D	wd	wd	D	D	wd	ns	ns	ns	wd	wd	wd	nd (50)	5.1	ns	nd (1)
		6-May-19	wd	wd	wd	D	wd	wd	D	D	wd	ns	ns	ns	wd	wd	wd	nd (10)	7.8	ns	nd (1)
		13-Nov-19	wd	wd	wd	D	wd	wd	D	D	wd	ns	ns	ns	wd	wd	wd	nd(10)	nd(20)	ns	10
n-Propylbenzene	260	21-May-09	wd	wd	wd	nd (1)	wd	2	nd (1)	nd (1)	ns	nd (1)	nd (1)	190	17	wd	wd	ni	ni	ni	ni
		19-Nov-09	wd	wd	wd	nd (1)	wd	nd (1)	nd (1)	nd (1)	ns	nd (1)	nd (1)	5	12	wd	wd	ni	ni	ni	ni
		7-Jun-10	wd	wd	wd	nd (1)	wd	nd (1)	nd (1)	nd (1)	ns	nd (1)	nd (1)	19	16	wd	wd	ni	ni	ni	ni
		29-Nov-10	wd	wd	wd	ns	wd	nd (1)	nd (1)	ns	ns	nd (1)	nd (1)	32	nd (1)	wd	wd	ni	ni	ni	ni
		8-Jun-11	wd	wd	wd	ns	wd	1	ns	ns	ns	nd (1)	nd (1)	88	1.1	wd	wd	ni	ni	ni	ni
		11-Nov-11	wd	wd	wd	ns	wd	nd (1)	ns	ns	ns	nd (1)	nd (1)	19	nd (1)	wd	wd	ni	ni	ni	ni
		15-May-12	wd	wd	wd	ns	wd	0.6 J	ns	ns	ns	nd (1)	nd (1)	73	1.5	wd	wd	ni	ni	ni	ni
		26-Nov-12	wd	wd	wd	ns	wd	nd(1)	ns	ns	nd (1)	nd (1)	nd (1)	19	0.9 J	wd	wd	ni	ni	ni	ni
		10-May-13	wd	wd	wd	D	wd	1.1	D	D	nd (1)	nd (1)	nd (1)	37	1.5	wd	wd	ni	ni	ni	ni
		18-Dec-13	wd	wd	wd	D	wd	0.77	D	D	ns	nd (0.5)	nd (0.5)	2.9	0.62	wd	wd	ni	ni	ni	ni
		26-Feb-14	wd	wd	wd	D	wd	ns	D	D	ns	ns	ns	ns	ns	wd	wd	320	200	nd (1)	7
		2-Apr-14	wd	wd	wd	D	wd	ns	D	D	ns	ns	ns	ns	ns	wd	wd	320	180	nd (1)	12
		20-Nov-14	wd	wd	wd	D	wd	ns	D	D	ns	nd (1)	ns	ns	ns	wd	wd	350	100	ns	12
		12-May-15	wd	wd	wd	D	wd	ns	D	D	ns	nd (1)	ns	ns	ns	wd	wd	190	70	ns	18
		4-Nov-15	wd	wd	wd	D	wd	wd	D	D	wd	nd (1)	ns	ns	WD	wd	wd	110	130	ns	11
		17-May-16	wd	wd	wd	D	wd	wd	D	D	wd	nd (1)	ns	ns	WD	wd	wd	150	80	ns	21
		21-Nov-16	wd	wd	wd	D	wd	wd	D	D	wd	ns	ns	ns	WD	wd	wd	170	130	ns	10
		16-May-17	wd	wd	wd	D	wd	wd	D	D	wd	ns	ns	ns	wd	wd	wd	150	150	ns	10
		17-Nov-17	wd	wd	wd	D	wd	wd	D	D	wd	ns	ns	ns	wd	wd	wd	200	200	ns	12
		31-May-18	wd	wd	wd	D	wd	wd	D	D	wd	ns	ns	ns	wd	wd	wd	320	120	ns	14
		6-Nov-18	wd	wd	wd	D	wd	wd	D	D	wd	ns	ns	ns	wd	wd	wd	200	150	ns	nd (1)
		6-May-19	wd	wd	wd	D	wd	wd	D	D	wd	ns	ns	ns	wd	wd	wd	74	190	ns	nd (1)
		13-Nov-19	wd	wd	wd	D	wd	wd	D	D	wd	ns	ns	ns	wd	wd	wd	120	160	ns	13
1,2,4-Trimethylbenzene	330	21-May-09	wd	wd	wd	nd (1)	wd	nd (1)	nd (1)	nd (1)	ns	nd (1)	nd (1)	1,700	54	wd	wd	ni	ni	ni	ni
		19-Nov-09	wd	wd	wd	nd (1)	wd	nd (1)	nd (1)	nd (1)	ns	nd (1)	nd (1)	81	35	wd	wd	ni	ni	ni	ni
		7-Jun-10	wd	wd	wd	nd (1)	wd	nd (1)	nd (1)	nd (1)	ns	nd (1)	nd (1)	83	48	wd	wd	ni	ni	ni	ni
GW-2 = 1,300		29-Nov-10	wd	wd	wd	ns	wd	nd (1)	nd (1)	ns	ns	nd (1)	nd (1)	270	2	wd	wd	ni	ni	ni	ni
		8-Jun-11	wd	wd	wd	ns	wd	nd (1)	ns	ns	ns	nd (1)	nd (1)	641	4	wd	wd	ni	ni	ni	ni
		11-Nov-11	wd	wd	wd	ns	wd	nd (1)	ns	ns	ns	nd (1)	nd (1)	82	1.4	wd	wd	ni	ni	ni	ni

TABLE 2. SUMMARY OF GROUNDWATER ANALYTICAL RESULTS
Former Coca-Cola Bottling Company of Northern New England
23 South Broadway (Route 28)
Salem, New Hampshire
NH DES Site #199108025

			CONCENTRATION (µg/L)																		
			SAMPLING LOCATION (Former Designation)																		
CHEMICAL PARAMETER	AGQS (µg/L)	DATE SAMPLED	SG-1	SG-2	SG-3	MW104 (SG-4)	SG-5	MW106 (SG-6)	MW107 (SG-7)	MW108 (SG-8)	MW109 (SG-9)	MW110 (SG-10)	MW111 (SG-11)	MW112 (SG-12)	MW113 (SG-13)	RW-1	RW-2	MW201	MW202	MW203	MW204
		15-May-12	wd	wd	wd	ns	wd	nd (1)	ns	ns	ns	nd (1)	nd (1)	666	5	wd	wd	ni	ni	ni	ni
		26-Nov-12	wd	wd	wd	ns	wd	nd (1)	ns	ns	nd (1)	nd (1)	nd (1)	142	1.8	wd	wd	ni	ni	ni	ni
		10-May-13	wd	wd	wd	D	wd	nd (1)	D	D	nd (1)	nd (1)	nd (1)	233	2.3	wd	wd	ni	ni	ni	ni
		18-Dec-13	wd	wd	wd	D	wd	nd (2.5)	D	D	ns	nd (2.5)	nd (2.5)	4.7	2.1 J	wd	wd	ni	ni	ni	ni
		26-Feb-14	wd	wd	wd	D	wd	ns	D	D	ns	ns	ns	ns	ns	wd	wd	3,000	1,800	nd (1)	42
		2-Apr-14	wd	wd	wd	D	wd	ns	D	D	ns	ns	ns	ns	ns	wd	wd	3,300	1,700	nd (1)	68
		20-Nov-14	wd	wd	wd	D	wd	ns	D	D	ns	nd (1)	ns	ns	ns	wd	wd	2,800	460	ns	61
		12-May-15	wd	wd	wd	D	wd	ns	D	D	ns	nd (1)	ns	ns	ns	wd	wd	2,000	660	ns	99
		4-Nov-15	wd	wd	wd	D	wd	wd	D	D	wd	nd (1)	ns	ns	WD	wd	wd	910	780	ns	110
		17-May-16	wd	wd	wd	D	wd	wd	D	D	wd	nd (1)	ns	ns	WD	wd	wd	1,500	560	ns	120
		21-Nov-16	wd	wd	wd	D	wd	wd	D	D	wd	ns	ns	ns	WD	wd	wd	1,400	800	ns	110
		16-May-17	wd	wd	wd	D	wd	wd	D	D	wd	ns	ns	ns	wd	wd	wd	1,400	1,200	ns	51
		17-Nov-17	wd	wd	wd	D	wd	wd	D	D	wd	ns	ns	ns	wd	wd	wd	2,200	1,600	ns	21
		31-May-18	wd	wd	wd	D	wd	wd	D	D	wd	ns	ns	ns	wd	wd	wd	3,200	990	ns	77
		6-Nov-18	wd	wd	wd	D	wd	wd	D	D	wd	ns	ns	ns	wd	wd	wd	1,900	770	ns	nd (1)
		6-May-19	wd	wd	wd	D	wd	wd	D	D	wd	ns	ns	ns	wd	wd	wd	800	970	ns	nd (1)
		13-Nov-19	wd	wd	wd	D	wd	wd	D	D	wd	ns	ns	ns	wd	wd	wd	1,500	1,100	ns	120
1,3,5-Trimethylbenzene	330	21-May-09	wd	wd	wd	nd (1)	wd	nd (1)	nd (1)	nd (1)	ns	nd (1)	nd (1)	410	9	wd	wd	ni	ni	ni	ni
		19-Nov-09	wd	wd	wd	nd (1)	wd	nd (1)	nd (1)	nd (1)	ns	nd (1)	nd (1)	3	5	wd	wd	ni	ni	ni	ni
		7-Jun-10	wd	wd	wd	nd (1)	wd	nd (1)	nd (1)	nd (1)	ns	nd (1)	nd (1)	4	9	wd	wd	ni	ni	ni	ni
		29-Nov-10	wd	wd	wd	ns	wd	nd (1)	nd (1)	ns	ns	nd (1)	nd (1)	15	nd (1)	wd	wd	ni	ni	ni	ni
		8-Jun-11	wd	wd	wd	ns	wd	nd (1)	ns	ns	ns	nd (1)	nd (1)	27	1.2	wd	wd	ni	ni	ni	ni
		11-Nov-11	wd	wd	wd	ns	wd	nd (1)	ns	ns	ns	nd (1)	nd (1)	11	nd (1)	wd	wd	ni	ni	ni	ni
		15-May-12	wd	wd	wd	ns	wd	nd (1)	ns	ns	ns	nd (1)	nd (1)	nd (20)	nd (1)	wd	wd	ni	ni	ni	ni
		26-Nov-12	wd	wd	wd	ns	wd	nd (1)	ns	ns	nd (1)	nd (1)	nd (1)	nd(5)	nd (1)	wd	wd	ni	ni	ni	ni
		10-May-13	wd	wd	wd	D	wd	nd (1)	D	D	nd (1)	nd (1)	nd (1)	nd(5)	0.6 J	wd	wd	ni	ni	ni	ni
		18-Dec-13	wd	wd	wd	D	wd	nd (2.5)	D	D	ns	nd (2.5)	nd (2.5)	nd (2.5)	nd (2.5)	wd	wd	ni	ni	ni	ni
		26-Feb-14	wd	wd	wd	D	wd	ns	D	D	ns	ns	ns	ns	ns	wd	wd	840	490	nd (1)	2
		2-Apr-14	wd	wd	wd	D	wd	ns	D	D	ns	ns	ns	ns	ns	wd	wd	990	500	nd (1)	11
		20-Nov-14	wd	wd	wd	D	wd	ns	D	D	ns	nd (1)	ns	ns	ns	wd	wd	890	150	ns	1
		12-May-15	wd	wd	wd	D	wd	ns	D	D	ns	nd (1)	ns	ns	ns	wd	wd	540	180	ns	25
		4-Nov-15	wd	wd	wd	D	wd	wd	D	D	wd	nd (1)	ns	ns	WD	wd	wd	300	260	ns	20
		17-May-16	wd	wd	wd	D	wd	wd	D	D	wd	nd (1)	ns	ns	WD	wd	wd	440	190	ns	34
		21-Nov-16	wd	wd	wd	D	wd	wd	D	D	wd	ns	ns	ns	WD	wd	wd	410	230	ns	nd (1)
		16-May-17	wd	wd	wd	D	wd	wd	D	D	wd	ns	ns	ns	wd	wd	wd	380	350	ns	2
		17-Nov-17	wd	wd	wd	D	wd	wd	D	D	wd	ns	ns	ns	wd	wd	wd	640	460	ns	4
		6-Nov-18	wd	wd	wd	D	wd	wd	D	D	wd	ns	ns	ns	wd	wd	wd	550	260	ns	nd (1)
		6-May-19	wd	wd	wd	D	wd	wd	D	D	wd	ns	ns	ns	wd	wd	wd	200	380	ns	nd (1)
		13-Nov-19	wd	wd	wd	D	wd	wd	D	D	wd	ns	ns	ns	wd	wd	wd	310	290	ns	6.6
sec-Butylbenzene	260	21-May-09	wd	wd	wd	nd (1)	wd	1	nd (1)	nd (1)	ns	nd (1)	nd (1)	10	6	wd	wd	ni	ni	ni	ni
		19-Nov-09	wd	wd	wd	nd (1)	wd	1	nd (1)	nd (1)	ns	nd (1)	nd (1)	nd (1)	5	wd	wd	ni	ni	ni	ni
		7-Jun-10	wd	wd	wd	nd (1)	wd	nd (1)	nd (1)	nd (1)	ns	nd (1)	nd (1)	2	7	wd	wd	ni	ni	ni	ni
		29-Nov-10	wd	wd	wd	ns	wd	nd (1)	nd (1)	ns	ns	nd (1)	nd (1)	4	nd (1)	wd	wd	ni	ni	ni	ni
		8-Jun-11	wd	wd	wd	ns	wd	1	ns	ns	ns	nd (1)	nd (1)	nd (25)	nd (1)	wd	wd	ni	ni	ni	ni
		11-Nov-11	wd	wd	wd	ns	wd	1.4	ns	ns	ns	nd (1)	nd (1)	2.6	nd (1)	wd	wd	ni	ni	ni	ni
		15-May-12	wd	wd	wd	ns	wd	1.7	ns	ns	ns	nd (1)	nd (1)	nd (20)	nd (1)	wd	wd	ni	ni	ni	ni
		26-Nov-12	wd	wd	wd	ns	wd	1.3	ns	ns	nd (1)	nd (1)	nd (1)	nd(5)	0.5 J	wd	wd	ni	ni	ni	ni
		10-May-13	wd	wd	wd	D	wd	1.4	D	D	nd (1)	nd (1)	nd (1)	nd(5)	nd (1)	wd	wd	ni	ni	ni	ni
		18-Dec-13	wd	wd	wd	D	wd	0.93	D	D	ns	nd (0.5)	nd (0.5)	0.84	nd (0.5)	wd	wd	ni	ni	ni	ni
		26-Feb-14	wd	wd	wd	D	wd	ns	D	D	ns	ns	ns	ns	ns	wd	wd	nd (20)	nd (20)	nd (1)	5
		2-Apr-14	wd	wd	wd	D	wd	ns	D	D	ns	ns	ns	ns	ns	wd	wd	nd (50)	nd (50)	nd (1)	6
		20-Nov-14	wd	wd	wd	D	wd	ns	D	D	ns	nd (1)	ns	ns	ns	wd	wd	nd (50)	nd (10)	ns	7
		12-May-15	wd	wd	wd	D	wd	ns	D	D	ns	nd (1)	ns	ns	ns	wd	wd	nd (50)	nd (10)	ns	6
		4-Nov-15	wd	wd	wd	D	wd	wd	D	D	wd	nd (1)	ns	ns	WD	wd	wd	nd (50)	nd (10)	ns	6
		17-May-16	wd	wd	wd	D	wd	wd	D	D	wd	nd (1)	ns	ns	WD	wd	wd	nd (50)	nd (10)	ns	7
		21-Nov-16	wd	wd	wd	D	wd	wd	D	D	wd	ns	ns	ns	WD	wd	wd	nd (50)	nd (10)	ns	6

TABLE 2. SUMMARY OF GROUNDWATER ANALYTICAL RESULTS
Former Coca-Cola Bottling Company of Northern New England
23 South Broadway (Route 28)
Salem, New Hampshire
NH DES Site #199108025

			CONCENTRATION (µg/L)																		
			SAMPLING LOCATION (Former Designation)																		
CHEMICAL PARAMETER	AGQS (µg/L)	DATE SAMPLED	SG-1	SG-2	SG-3	MW104 (SG-4)	SG-5	MW106 (SG-6)	MW107 (SG-7)	MW108 (SG-8)	MW109 (SG-9)	MW110 (SG-10)	MW111 (SG-11)	MW112 (SG-12)	MW113 (SG-13)	RW-1	RW-2	MW201	MW202	MW203	MW204
		16-May-17	wd	wd	wd	D	wd	wd	D	D	wd	ns	ns	ns	wd	wd	wd	nd (50)	nd (10)	ns	6
		17-Nov-17	wd	wd	wd	D	wd	wd	D	D	wd	ns	ns	ns	wd	wd	wd	nd (50)	nd (10)	ns	6
		31-May-18	wd	wd	wd	D	wd	wd	D	D	wd	ns	ns	ns	wd	wd	wd	nd (50)	nd (10)	ns	5
		6-Nov-18	wd	wd	wd	D	wd	wd	D	D	wd	ns	ns	ns	wd	wd	wd	nd (50)	8.8	ns	nd (1)
		6-May-19	wd	wd	wd	D	wd	wd	D	D	wd	ns	ns	ns	wd	wd	wd	nd (10)	12	ns	nd (1)
		13-Nov-19	wd	wd	wd	D	wd	wd	D	D	wd	ns	ns	ns	wd	wd	wd	nd(10)	nd(20)	ns	4.1
n-Butylbenzene	260	21-May-09	wd	wd	wd	nd (1)	wd	1	nd (1)	nd (1)	ns	nd (1)	nd (1)	nd (10)	5	wd	wd	ni	ni	ni	ni
		19-Nov-09	wd	wd	wd	nd (1)	wd	nd (1)	nd (1)	nd (1)	ns	nd (1)	nd (1)	nd (1)	4	wd	wd	ni	ni	ni	ni
		7-Jun-10	wd	wd	wd	nd (1)	wd	nd (1)	nd (1)	nd (1)	ns	nd (1)	nd (1)	5	5	wd	wd	ni	ni	ni	ni
		29-Nov-10	wd	wd	wd	ns	wd	nd (1)	nd (1)	ns	ns	nd (1)	nd (1)	5	nd (1)	wd	wd	ni	ni	ni	ni
		8-Jun-11	wd	wd	wd	ns	wd	nd (1)	ns	ns	ns	nd (1)	nd (1)	nd (25)	nd (1)	wd	wd	ni	ni	ni	ni
		11-Nov-11	wd	wd	wd	ns	wd	nd (1)	ns	ns	ns	nd (1)	nd (1)	nd (1)	nd (1)	wd	wd	ni	ni	ni	ni
		15-May-12	wd	wd	wd	ns	wd	nd (1)	ns	ns	ns	nd (1)	nd (1)	nd (20)	nd (1)	wd	wd	ni	ni	ni	ni
		26-Nov-12	wd	wd	wd	ns	wd	nd (1)	ns	ns	nd (1)	nd (1)	nd (1)	nd(5)	nd (1)	wd	wd	ni	ni	ni	ni
		10-May-13	wd	wd	wd	D	wd	nd (1)	D	D	nd (1)	nd (1)	nd (1)	nd(5)	nd (1)	wd	wd	ni	ni	ni	ni
		18-Dec-13	wd	wd	wd	D	wd	0.62	D	D	ns	nd (0.5)	nd (0.5)	0.49 J	nd (0.5)	wd	wd	ni	ni	ni	ni
		26-Feb-14	wd	wd	wd	D	wd	ns	D	D	ns	ns	ns	ns	ns	wd	wd	nd (20)	nd (20)	nd (1)	4
		2-Apr-14	wd	wd	wd	D	wd	ns	D	D	ns	ns	ns	ns	ns	wd	wd	nd (50)	nd (50)	nd (1)	6
		20-Nov-14	wd	wd	wd	D	wd	ns	D	D	ns	nd (1)	ns	ns	ns	wd	wd	nd (50)	20	ns	4
		12-May-15	wd	wd	wd	D	wd	ns	D	D	ns	nd (1)	ns	ns	ns	wd	wd	70	20	ns	5
		4-Nov-15	wd	wd	wd	D	wd	wd	D	D	wd	nd (1)	ns	ns	WD	wd	wd	nd (50)	nd (10)	ns	5
		17-May-16	wd	wd	wd	D	wd	wd	D	D	wd	nd (1)	ns	ns	WD	wd	wd	nd (50)	nd (10)	ns	7
		21-Nov-16	wd	wd	wd	D	wd	wd	D	D	wd	ns	ns	ns	WD	wd	wd	nd (50)	nd (10)	ns	5
		16-May-17	wd	wd	wd	D	wd	wd	D	D	wd	ns	ns	ns	wd	wd	wd	nd (50)	nd (10)	ns	5
		17-Nov-17	wd	wd	wd	D	wd	wd	D	D	wd	ns	ns	ns	wd	wd	wd	60	40	ns	5
		31-May-18	wd	wd	wd	D	wd	wd	D	D	wd	ns	ns	ns	wd	wd	wd	75	24	ns	5
		6-Nov-18	wd	wd	wd	D	wd	wd	D	D	wd	ns	ns	ns	wd	wd	wd	nd (50)	32	ns	nd (1)
		6-May-19	wd	wd	wd	D	wd	wd	D	D	wd	ns	ns	ns	wd	wd	wd	nd (10)	46	ns	nd (1)
		13-Nov-19	wd	wd	wd	D	wd	wd	D	D	wd	ns	ns	ns	wd	wd	wd	nd(10)	34	ns	3.9
Acetone	6,000	21-May-09	wd	wd	wd	nd (10)	wd	nd (10)	nd (10)	nd (10)	ns	nd (10)	nd (10)	nd (100)	nd (10)	wd	wd	ni	ni	ni	ni
		19-Nov-09	wd	wd	wd	nd (10)	wd	nd (10)	nd (10)	nd (10)	ns	nd (10)	nd (10)	nd (10)	nd (10)	wd	wd	ni	ni	ni	ni
		7-Jun-10	wd	wd	wd	nd (10)	wd	nd (10)	nd (10)	nd (10)	ns	nd (10)	nd (10)	nd (10)	nd (10)	wd	wd	ni	ni	ni	ni
		29-Nov-10	wd	wd	wd	ns	wd	nd (10)	nd (10)	ns	ns	nd (10)	nd (10)	nd (10)	nd (10)	wd	wd	ni	ni	ni	ni
		8-Jun-11	wd	wd	wd	ns	wd	nd (10)	ns	ns	ns	nd (10)	nd (10)	nd (250)	nd (10)	wd	wd	ni	ni	ni	ni
		11-Nov-11	wd	wd	wd	ns	wd	nd (10)	ns	ns	ns	nd (10)	nd (10)	nd (10)	nd (10)	wd	wd	ni	ni	ni	ni
		15-May-12	wd	wd	wd	ns	wd	nd (10)	ns	ns	ns	nd (10)	nd (10)	nd (200)	nd (10)	wd	wd	ni	ni	ni	ni
		26-Nov-12	wd	wd	wd	ns	wd	nd (10)	ns	ns	nd (10)	nd (10)	nd (10)	nd (50)	nd (10)	wd	wd	ni	ni	ni	ni
		10-May-13	wd	wd	wd	D	wd	nd (10)	D	D	nd (10)	nd (10)	nd (10)	nd (50)	nd (10)	wd	wd	ni	ni	ni	ni
		18-Dec-13	wd	wd	wd	D	wd	nd (5)	D	D	ns	nd (5)	nd (5)	nd (5)	nd (5)	wd	wd	ni	ni	ni	ni
		26-Feb-14	wd	wd	wd	D	wd	ns	D	D	ns	ns	ns	ns	ns	wd	wd	nd (200)	nd (20)	nd (10)	60
		2-Apr-14	wd	wd	wd	D	wd	ns	D	D	ns	ns	ns	ns	ns	wd	wd	nd (500)	nd (500)	nd (10)	nd (10)
		20-Nov-14	wd	wd	wd	D	wd	ns	D	D	ns	nd (10)	ns	ns	ns	wd	wd	nd (500)	nd (100)	ns	nd (10)
		12-May-15	wd	wd	wd	D	wd	ns	D	D	ns	nd (10)	ns	ns	ns	wd	wd	nd (500)	nd (100)	ns	nd (10)
		4-Nov-15	wd	wd	wd	D	wd	wd	D	D	wd	nd (10)	ns	ns	WD	wd	wd	nd (500)	nd (100)	ns	nd (10)
		17-May-16	wd	wd	wd	D	wd	wd	D	D	wd	nd (10)	ns	ns	WD	wd	wd	nd (500)	nd (100)	ns	nd (10)
		21-Nov-16	wd	wd	wd	D	wd	wd	D	D	wd	ns	ns	ns	WD	wd	wd	nd (500)	nd (100)	ns	nd (10)
		16-May-17	wd	wd	wd	D	wd	wd	D	D	wd	ns	ns	ns	wd	wd	wd	nd (500)	nd (100)	ns	nd (10)
		17-Nov-17	wd	wd	wd	D	wd	wd	D	D	wd	ns	ns	ns	wd	wd	wd	nd (500)	nd (100)	ns	nd (10)
		31-May-18	wd	wd	wd	D	wd	wd	D	D	wd	ns	ns	ns	wd	wd	wd	nd (500)	nd (100)	ns	nd (10)
		6-Nov-18	wd	wd	wd	D	wd	wd	D	D	wd	ns	ns	ns	wd	wd	wd	nd (500)	nd (50)	ns	nd (10)
		6-May-19	wd	wd	wd	D	wd	wd	D	D	wd	ns	ns	ns	wd	wd	wd	nd (100)	nd (50)	ns	nd (10)
		13-Nov-19	wd	wd	wd	D	wd	wd	D	D	wd	ns	ns	ns	wd	wd	wd	nd (100)	nd (200)	ns	nd 10)
Methyl Ethyl Ketone (MEK) (2-Butanone)	4,000	21-May-09	wd	wd	wd	nd (10)	wd	nd (10)	nd (10)	nd (10)	ns	nd (10)	nd (10)	nd (100)	nd (10)	wd	wd	ni	ni	ni	ni
		19-Nov-09	wd	wd	wd	nd (10)	wd	nd (10)	nd (10)	nd (10)	ns	nd (10)	nd (10)	nd (10)	nd (10)	wd	wd	ni	ni	ni	ni
		7-Jun-10	wd	wd	wd	nd (10)	wd	nd (10)	nd (10)	nd (10)	ns	nd (10)	nd (10)	nd (10)	nd (10)	wd	wd	ni	ni	ni	ni

TABLE 2. SUMMARY OF GROUNDWATER ANALYTICAL RESULTS
Former Coca-Cola Bottling Company of Northern New England
23 South Broadway (Route 28)
Salem, New Hampshire
NH DES Site #199108025

			CONCENTRATION (µg/L)																		
			SAMPLING LOCATION (Former Designation)																		
CHEMICAL PARAMETER	**AGQS (µg/L)**	**DATE SAMPLED**	**SG-1**	**SG-2**	**SG-3**	**MW104 (SG-4)**	**SG-5**	**MW106 (SG-6)**	**MW107 (SG-7)**	**MW108 (SG-8)**	**MW109 (SG-9)**	**MW110 (SG-10)**	**MW111 (SG-11)**	**MW112 (SG-12)**	**MW113 (SG-13)**	**RW-1**	**RW-2**	**MW201**	**MW202**	**MW203**	**MW204**
GW-2 = 50,000		29-Nov-10	wd	wd	wd	ns	wd	nd (10)	nd (10)	ns	ns	nd (10)	nd (10)	nd (10)	nd (10)	wd	wd	ni	ni	ni	ni
		8-Jun-11	wd	wd	wd	ns	wd	nd (10)	ns	ns	ns	nd (10)	nd (10)	nd (250)	nd (10)	wd	wd	ni	ni	ni	ni
		11-Nov-11	wd	wd	wd	ns	wd	nd (10)	ns	ns	ns	nd (10)	nd (10)	nd (10)	nd (10)	wd	wd	ni	ni	ni	ni
		15-May-12	wd	wd	wd	ns	wd	nd (10)	ns	ns	ns	nd (10)	nd (10)	nd (200)	nd (10)	wd	wd	ni	ni	ni	ni
		26-Nov-12	wd	wd	wd	ns	wd	nd (10)	ns	ns	nd (10)	nd (10)	nd (10)	nd (50)	nd (10)	wd	wd	ni	ni	ni	ni
		10-May-13	wd	wd	wd	D	wd	nd (10)	D	D	nd (10)	nd (10)	nd (10)	nd (50)	nd (10)	wd	wd	ni	ni	ni	ni
		18-Dec-13	wd	wd	wd	D	wd	nd (5)	D	D	ns	nd (5)	nd (5)	nd (5)	nd (5)	wd	wd	ni	ni	ni	ni
		26-Feb-14	wd	wd	wd	D	wd	ns	D	D	ns	ns	ns	ns	ns	wd	wd	nd (200)	nd (200)	nd (10)	nd (10)
		2-Apr-14	wd	wd	wd	D	wd	ns	D	D	ns	ns	ns	ns	ns	wd	wd	nd (500)	nd (500)	nd (10)	nd (10)
		20-Nov-14	wd	wd	wd	D	wd	ns	D	D	ns	nd (10)	ns	ns	ns	wd	wd	nd (500)	nd (100)	ns	nd (10)
		12-May-15	wd	wd	wd	D	wd	ns	D	D	ns	nd (10)	ns	ns	ns	wd	wd	nd (500)	nd (100)	ns	nd (10)
		4-Nov-15	wd	wd	wd	D	wd	wd	D	D	wd	nd (10)	ns	ns	WD	wd	wd	nd (500)	nd (100)	ns	nd (10)
		17-May-16	wd	wd	wd	D	wd	wd	D	D	wd	nd (10)	ns	ns	WD	wd	wd	nd (500)	nd (100)	ns	nd (10)
		21-Nov-16	wd	wd	wd	D	wd	wd	D	D	wd	ns	ns	ns	WD	wd	wd	nd (500)	nd (100)	ns	nd (10)
		16-May-17	wd	wd	wd	D	wd	wd	D	D	wd	ns	ns	ns	wd	wd	wd	nd (500)	nd (100)	ns	nd (10)
		17-Nov-17	wd	wd	wd	D	wd	wd	D	D	wd	ns	ns	ns	wd	wd	wd	nd (500)	nd (100)	ns	nd (10)
		31-May-18	wd	wd	wd	D	wd	wd	D	D	wd	ns	ns	ns	wd	wd	wd	nd (500)	nd (100)	ns	nd (10)
		6-Nov-18	wd	wd	wd	D	wd	wd	D	D	wd	ns	ns	ns	wd	wd	wd	nd (500)	nd (50)	ns	nd (10)
		6-May-19	wd	wd	wd	D	wd	wd	D	D	wd	ns	ns	ns	wd	wd	wd	nd (100)	nd (50)	ns	nd (10)
		13-Nov-19	wd	wd	wd	D	wd	wd	D	D	wd	ns	ns	ns	wd	wd	wd	nd (100)	nd (200)	ns	nd (10)
Ethylene Dibromide (EDB)	0.05	21-May-09	wd	wd	wd	nd (0.02)	wd	nd (0.02)	na	na	ns	nd (0.02)	na	na	nd (0.02)	wd	wd	ni	ni	ni	ni

Legend:
na = sample not analyzed for this parameter; ni = monitoring well not installed; ns = monitoring well not sampled; (µg/L) = micrograms per liter
wd = monitoring well destroyed; J = estimated concentration (when compound is detected between method detection limit and quantitation limit - see laboratory reports)
NS = no standard; ORP = Oxygen Reduction Potential; SU = standard units; nm = not measured; (mg/L) = milligrams per liter
nd = parameter not detected above method detection limit; µS/cm = microSiemens per centimeter; mV = millivolts; D = monitoring well decommissioned

Notes:
1. AGQS = Ambient Groundwater Quality Standards from New Hampshire Code of Administrative Rules Env-Or 600. Measured concentrations that exceed the applicable AGQS are surrounded by a box.
2. NH DES Risk Characterization and Management Policy GW-2 exceedances are indicated by a shaded box. (1,2,4-trimethylbenzene; 1,300 ug/L, ethyl benzene; 1,500 ug/L)
3. Groundwater samples analyzed for the presence of VOCs according to U.S. EPA Method 8260. Groundwater samples since 1998 have been collected using low flow methodolgy.
4. Quantitation limit shown for total xylenes is for a single isomer.
5. No VOCs were detected in a sample collected 7/94 from the on-site bedrock water supply well.
6. DIPE was detected in the samples from MW106 on 5-8-07 (2 µg/L), 11-2-07 (2 µg/L, and 11-19-08 (1.3 µg/L); AGQS = 120 µg/L.
7. tert-butylbenzene was detected in the sample from MW113 on 5-15-2012 (1 µg/L); AGQS = 260 µg/L.
8. Carbon disulfide was detected in the sample from MW110 on 11-26-2012 (0.5 J µg/L); AGQS = 70 µg/L.
9. Tetrahydrofuran was detected in the sample from MW204 on 11-13-2019 (15 µg/L); AGQS = 600 µg/L.
10. Laboratory analytical results prior to 2009 have been omitted from this table (see previous submittals for those historical results).

The Tyree Organization, Ltd.
New England
9 Otis Street, Westborough, MA 01581 • Fax: 508-871-8301 • Phone: 508-871-8300

November 1, 2002

Mr. Charles Berube
New Hampshire Department of Environmental Services
Oil Remediation and Compliance Bureau
6 Hazen Drive
PO Box 95
Concord, NH 03302-0095

RECEIVED
NOV 06 2002
DEPARTMENT OF
ENVIRONMENTAL SERVICES

RE: Groundwater Monitoring Event: October 15, 2002
Getty Station No. 55251
2 South Broadway
Salem, NH
DES # 198500042

198500042

Dear Mr. Berube:

On behalf of Getty Properties Corp. (Getty), Tyree Organization Ltd. (Tyree) is submitting analytical results for a sampling event conducted on October 15, 2002. Groundwater samples collected from monitoring wells GT-1, GT-2, GT-3, and GT-5, were submitted for laboratory analysis of volatile organic compounds (VOCs) using EPA Method 8260B. Analysis of groundwater samples collected at the site was performed in accordance with the NHDES correspondence dated July 22, 2002.

Based on gauging data collected on August 12, 2002, depth to water at the site ranged from 4.83 feet (GT-1) to 7.26 feet (GT-3). Gauging data collected on October 15, 2002 event is summarized in Table 1.

Based on the laboratory analytical report for samples collected on October 15, 2002, VOCs were not detected at concentrations that exceeded the NHDES Method 1 GW-1 standards in site-related monitoring wells: GT-1, GT-2, GT-3 and GT-5. Furthermore, all compounds analyzed for by the specified methods were reported below laboratory detection limits. VOC concentrations in monitoring wells GT-2, GT-3 and GT-5 have been detected below the site's applicable NHDES GW-1 standards during the eight monitoring events completed at the site between November 1999 and October 2002. Additionally, total alkylbenzenes have been detected below the applicable NHDES Method 1 GW-1 standards in GT-1, GT-2, GT-3 and GT-5 during seven consecutive groundwater events completed at the site since July 2000. Historical groundwater analytical results through October 2002 are summarized on Table 2. A copy of the laboratory analytical report for the October 15, 2002 sampling event is attached to this correspondence.

In accordance with the July 22, 2002 NHDES correspondence, the two required sampling events have been completed. During these last two sampling events, all compounds analyzed for have been reported below the appropriate NHDES Method 1 GW-1 groundwater standards. All compounds have been below standards three out of the last four sampling rounds. As such, we respectfully request that this site be considered for a Certificate of No Further Action and Site Closure be granted for this site.

If you have any questions regarding this data transmittal, please do not hesitate to contact me at (508) 871-8300 at extension 254.

Respectfully submitted,

THE TYREE ORGANIZATION, LTD.

Matthew J. Lyne
Environmental Project Manager

Attachments: Figure 1: Groundwater Contour Map – October 15, 2002
Table 1: Monitoring Well Gauging Data
Table 2: Historical Summary of Groundwater Analytical Data
Groundwater Laboratory Analytical Report – October 15, 2002

Cc: Kevin Shea, Getty Properties Corp.

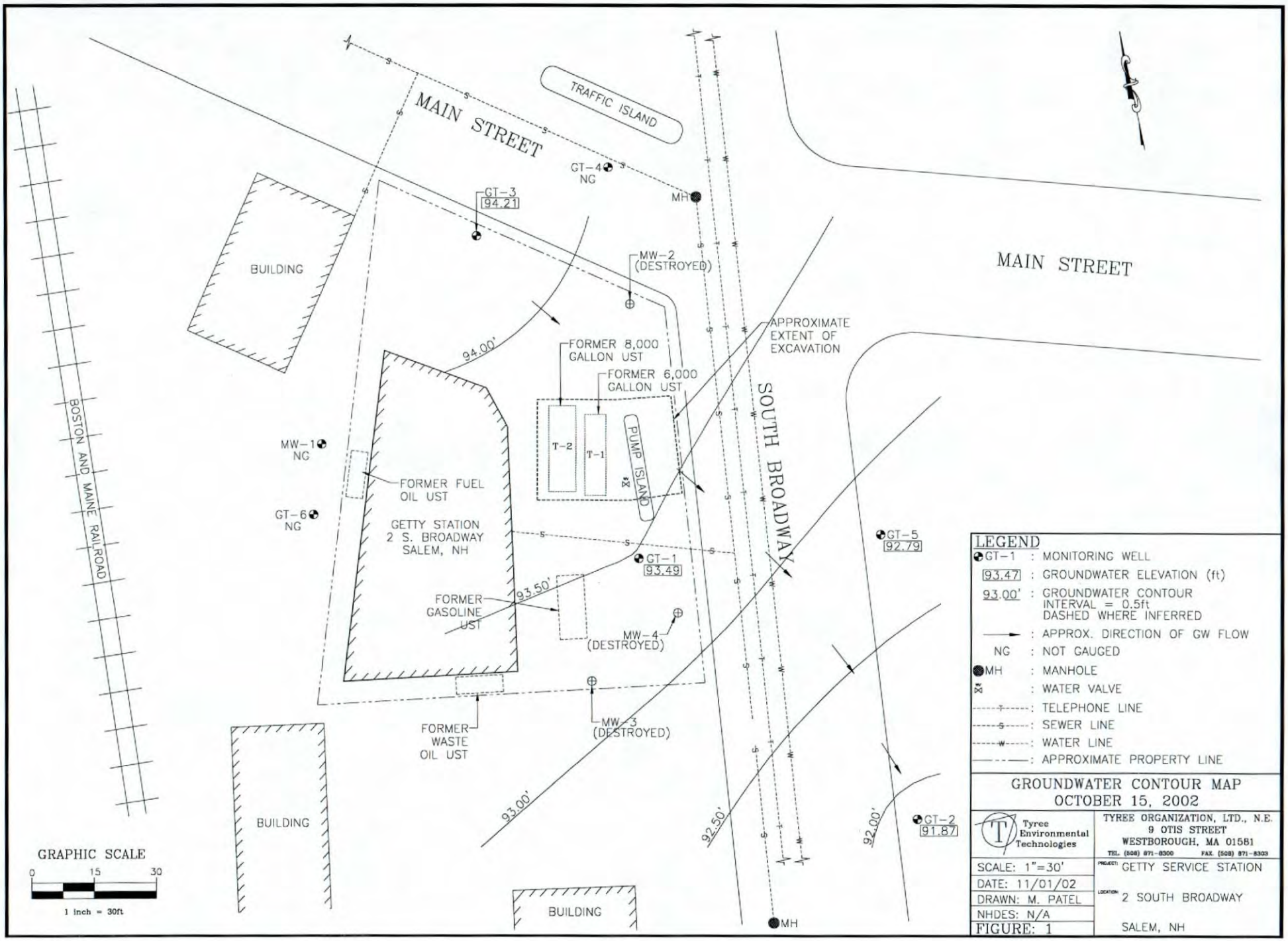
MAIN STREET
TRAFFIC ISLAND
GT-4
NG
MH
GT-3
94.21
BUILDING
MW-2
(DESTROYED)
MAIN STREET
APPROXIMATE
EXTENT OF
EXCAVATION
94.00'
FORMER 8,000
GALLON UST
FORMER 6,000
GALLON UST
SOUTH BROADWAY
BOSTON AND MAINE RAILROAD
MW-1
NG
T-2
T-1
PUMP ISLAND
FORMER FUEL
OIL UST
GT-6
NG
GETTY STATION
2 S. BROADWAY
SALEM, NH
GT-1
93.49
GT-5
92.79
93.50'
FORMER
GASOLINE
UST
MW-4
(DESTROYED)
FORMER
WASTE
OIL UST
MW-3
(DESTROYED)
93.00'
92.50'
92.00'
GT-2
91.87
BUILDING
BUILDING
MH
GRAPHIC SCALE
0
15
30
1 inch = 30ft
LEGEND
GT-1 : MONITORING WELL
93.47 : GROUNDWATER ELEVATION (ft)
93.00' : GROUNDWATER CONTOUR INTERVAL = 0.5ft DASHED WHERE INFERRED
: APPROX. DIRECTION OF GW FLOW
NG : NOT GAUGED
MH : MANHOLE
: WATER VALVE
: TELEPHONE LINE
: SEWER LINE
: WATER LINE
: APPROXIMATE PROPERTY LINE
GROUNDWATER CONTOUR MAP
OCTOBER 15, 2002
Tyree Environmental Technologies
TYREE ORGANIZATION, LTD., N.E.
9 OTIS STREET
WESTBOROUGH, MA 01581
TEL. (508) 871-8300 FAX. (508) 871-8303
SCALE: 1"=30'
DATE: 11/01/02
DRAWN: M. PATEL
NHDES: N/A
FIGURE: 1
PROJECT: GETTY SERVICE STATION
LOCATION: 2 SOUTH BROADWAY
SALEM, NH

TABLE 1
MONITORING WELL GAUGING DATA
GETTY SERVICE STATION No. 55251
2 SOUTH BROADWAY
SALEM, NH

Well ID	Monitoring Date	TOC Elevation (ft)	Depth to Water (ft)	Depth to Product (ft)	Product Thickness (ft)	Groundwater Elevation (ft)
GT-1	11/8/99	98.32	4.08	ND	0.00	94.24
	7/20/00		4.10	ND	0.00	94.22
	1/8/01		6.60	ND	0.00	91.72
	4/17/01		3.51	ND	0.00	94.81
	8/12/02		4.85	ND	0.00	93.47
	10/15/02		4.83	ND	0.00	93.49
GT-2	11/8/99	96.56	4.21	ND	0.00	92.35
	7/20/00		4.63	ND	0.00	91.93
	1/8/01		4.25	ND	0.00	92.31
	4/17/01		3.15	ND	0.00	93.41
	8/12/02		4.87	ND	0.00	91.69
	10/15/02		4.69	ND	0.00	91.87
GT-3	11/8/99	101.47	6.59	ND	0.00	94.88
	7/20/00		6.55	ND	0.00	94.92
	1/8/01		4.20	ND	0.00	97.27
	4/17/01		5.85	ND	0.00	95.62
	8/12/02		7.25	ND	0.00	94.22
	10/15/02		7.26	ND	0.00	94.21
GT-5	11/8/99	97.65	4.56	ND	0.00	93.09
	7/20/00		4.29	ND	0.00	93.36
	1/8/01		4.40	ND	0.00	93.25
	4/17/01		4.27	ND	0.00	93.38
	8/12/02		4.86	ND	0.00	92.79
	10/15/02		4.86	ND	0.00	92.79

Table 2
Historical Summary of Groundwater Analytical Data
Getty Service Station #55251
2 South Broadway St, Salem, NH

Well ID	Date	Benzene	Toluene	Ethylbenzene	Xylenes	Total BTEX	MtBE	Naphthalene
GT-1	11/8/99	**250**	140	21.2	227	638.2	**42.6**	4.8
	7/20/00	<0.28	<0.32	<0.34	<0.50	BDL	**28.3**	<0.54
	1/8/01	<0.28	<0.32	<0.42	<1.44	BDL	<0.46	<0.36
	4/17/01	**36.3**	76.7	6.2	55	174.2	**14.8**	<25
	11/27/01	<0.16	<0.14	<0.22	<0.62	BDL	<0.34	<0.14
	3/6/02	**35.3**	71.6	5.5	35.7	148.1	6.5	<0.41
	8/12/02	<0.21	1.2	<0.22	1.7	2.9	<0.18	<0.29
	10/15/02	< 0.21	< 0.20	< 0.22	< 0.59	BDL	< 0.18	< 0.29
GT-2	11/8/99	<0.14	<0.16	<0.21	<0.72	BDL	<1.43	<0.18
	7/20/00	<0.14	<0.16	<0.17	<0.25	BDL	<0.25	<0.27
	1/8/01	<0.14	<0.16	<0.21	<0.72	BDL	<0.23	<0.18
	4/17/01	<5	<5	<5	<5	BDL	<5	<25
	11/27/01	<0.13	<0.14	<0.18	<0.47	BDL	<0.080	<0.41
	3/6/02	<0.13	<0.14	<0.18	<0.47	BDL	<0.080	<0.41
	8/12/02	<0.40	<0.38	<0.53	<1.09	BDL	<0.58	<0.94
	10/15/02	< 0.21	< 0.20	< 0.22	< 0.59	BDL	< 0.18	< 0.29
GT-3	11/8/99	<0.14	<0.16	<0.21	<0.72	BDL	<1.43	<0.18
	7/20/00	<0.14	<0.16	<0.17	<0.25	BDL	<0.25	<0.27
	1/8/01	<0.28	<0.32	<0.42	<1.44	BDL	<0.46	<0.36
	4/17/01	<5	<5	<5	<5	BDL	<5	<25
	11/27/01	<0.13	<0.14	<0.18	<0.47	BDL	<0.080	<0.41
	3/6/02	<0.13	<0.14	<0.18	<0.47	BDL	<0.080	<0.41
	8/12/02	<0.40	<0.38	<0.53	<1.09	BDL	<0.58	<0.94
	10/15/02	< 0.21	< 0.20	< 0.22	< 0.59	BDL	< 0.18	< 0.29
GT-5	11/8/99	<0.14	<0.16	<0.21	<0.72	BDL	<1.43	<0.18
	7/20/00	<0.14	<0.16	<0.17	<0.25	BDL	<0.25	<0.27
	1/8/01	<0.14	<0.16	<0.21	<0.72	BDL	<0.23	<0.18
	4/17/01	<5	<5	<5	<5	BDL	<5	<25
	11/27/01	<0.16	<0.14	<0.22	<0.62	BDL	<0.34	<0.14
	3/6/02	<0.13	0.95	0.81	5.4	7.2	<0.080	<0.41
	8/12/02	<0.21	<0.20	<0.22	<0.59	BDL	<0.18	1.5
	10/15/02	< 0.21	< 0.20	< 0.22	< 0.59	BDL	< 0.18	< 0.29
NH Method 1	**GW-1**	5	1,000	700	10,000	NA	13	20
	GW-2	2,000	6,000	30,000	6,000	NA	50,000	6,000

Notes:

ppb = parts per billion

BDL = Below Detection Limit

NA: No New Hampshire grondwater standard.

BDL: Not Detected

Method 1 NH GW-1 & GW-2: Method 1 New Hampshire groundwater 1 & 2 standards.

BTEX; Benzene, Toluene, Ethylbenzene, Xylenes.

Bold type denotes concentrations levels in exceedance of applicable NHDES Groundwater Standard.

* Methylene Chloride was detected at 16.6 ppb in the Trip Blank sample collected on 11/8/99.

Table 2 (cont'd.)
Historical Summary of Groundwater Analytical Data
Getty Service Station #55251
2 South Broadway St, Salem, NH

Well ID	Date	Isopropyl-benzene	,4,5-Tetramet benzene	,2,4-Trimethy benzene	,3,5-Trimethy benzene	n-Propyl-benzene	sec-Butyl-benzene	n-Butyl-benzene	Total Alkylbenzes
GT-1	11/8/99	4.2	BDL	37.3	10.7	4.7	<0.25	<0.27	**52.7**
	7/20/00	<0.20	<0.54	<0.26	<0.24	<0.28	<0.080	<0.28	BDL
	1/8/01	<0.42	<0.38	<0.50	<0.60	<0.56	<0.50	<0.54	BDL
	4/17/01	<5	--	<5	<5	<5	<5	<5	BDL
	11/27/01	<0.25	<0.26	<0.17	<0.20	<0.21	<0.16	<0.14	BDL
	3/6/02	<0.19	<0.21	1.4	<0.11	<0.31	<0.20	<0.19	1.4
	8/12/02	<0.15	<0.50	<0.17	<0.20	<0.16	<0.22	<0.17	BDL
	10/15/02	< 0.15	< 0.50	< 0.17	< 0.20	< 0.16	< 0.22	< 0.17	BDL
GT-2	11/8/99	<0.21	98	<0.25	<0.30	<0.28	<0.25	<0.27	BDL
	7/20/00	<0.10	<0.27	0.59	<0.12	<0.14	<0.040	<0.14	0.59
	1/8/01	<0.21	<0.19	0.25	<0.30	<0.28	<0.25	<0.27	0.25
	4/17/01	<5	--	<5	<5	<5	<5	<5	BDL
	11/27/01	<0.19	<0.21	<0.22	<0.11	<0.31	<0.20	<0.19	BDL
	3/6/02	<0.19	<0.21	<0.22	<0.11	<0.31	<0.20	<0.19	BDL
	8/12/02	<0.43	<0.86	<0.60	<0.57	<0.62	<0.61	<0.73	BDL
	10/15/02	< 0.15	< 0.50	< 0.17	< 0.20	< 0.16	< 0.22	< 0.17	BDL
GT-3	11/8/99	<0.21	1.40	<0.25	<0.30	<0.28	<0.25	<0.27	BDL
	7/20/00	<0.10	<0.27	<0.13	<0.12	<0.14	<0.040	<0.14	BDL
	1/8/01	<0.42	<0.38	<0.50	<0.60	<0.56	<0.50	<0.54	BDL
	4/17/01	<5	--	<5	<5	<5	<5	<5	BDL
	11/27/01	<0.19	<0.21	<0.22	<0.11	<0.31	<0.20	<0.19	BDL
	3/6/02	<0.19	<0.21	<0.22	<0.11	<0.31	<0.20	<0.19	BDL
	8/12/02	<0.43	<0.86	<0.60	<0.57	<0.62	<0.61	<0.73	BDL
	10/15/02	< 0.15	< 0.50	< 0.17	< 0.20	< 0.16	< 0.22	< 0.17	BDL
GT-5	11/8/99	<0.21	820	<0.25	<0.30	<0.28	<0.25	<0.27	BDL
	7/20/00	<0.10	<0.27	<0.13	<0.12	<0.14	<0.040	<0.14	BDL
	1/8/01	<0.21	<0.19	0.25	<0.30	<0.28	<0.25	<0.27	0.25
	4/17/01	<5	--	<5	<5	<5	<5	<5	BDL
	11/27/01	<0.25	<0.26	<0.17	<0.20	<0.21	<0.16	<0.14	BDL
	3/6/02	<0.19	<0.21	3.6	1.1	<0.31	<0.20	<0.19	4.7
	8/12/02	<0.15	0.87	<0.17	<0.20	<0.16	<0.22	<0.17	BDL
	10/15/02	< 0.15	< 0.50	< 0.17	< 0.20	< 0.16	< 0.22	< 0.17	BDL
	GW-1	280	NA	NA	NA	NA	NA	NA	50
	GW-2	NA	NA	NA	NA	NA	NA	NA	NA

Notes:

ppb = parts per billion

BDL = Below Detection Limit

NA: No New Hampshire grondwater standard.

BDL: Not Detected

Method 1 NH GW-1 & GW-2: Method 1 New Hampshire groundwater 1 & 2 standards.

BTEX; Benzene, Toluene, Ethylbenzene, Xylenes.

Bold type denotes concentrations levels in exceedance of applicable NHDES Groundwater Standard.

* Methylene Chloride was detected at 16.6 ppb in the Trip Blank sample collected on 11/8/99.

The Tyree Organization, Ltd.
New England
9 Otis Street, Westborough, MA 01581 • Fax: 508-871-8301 • Phone: 508-871-8300

January 28, 2000

RECEIVED
JAN 31 2000
DEPT. OF ENVIRONMENTAL SERVICES
WASTE MANAGEMENT DIVISION

Mr. Charles Berube
New Hampshire Department of Environmental Services
P.O. Box 95
6 Hazen Drive
Concord, New Hampshire 03302-0095

Re: Subsurface Investigation Report
Getty Service Station # 55251
2 South Broadway
Salem, New Hampshire
NHDES Site No. 198500042

Dear Mr. Berube:

Enclosed is the Subsurface Investigation Report for the above referenced site. This report has prepared by The Tyree Organization, Ltd. on behalf of Getty Realty Properties Corp. to summarize the results of a subsurface investigation performed at the site during November 1999.

If you have any questions, please contact me at (508) 871-8300, ext. 264.

Sincerely,
The Tyree Organization, Ltd., N.E.

Wayne R. Faugno

Wayne R. Faugno
Environmental Project Manager

cc: James E. Stewart, Getty Properties Corp.

RECEIVED
JAN 31 2000
DEPT. OF ENVIRONMENTAL SERVICES
WASTE MANAGEMENT DIVISION

SUBSURFACE INVESTIGATION REPORT

Getty Service Station No. 55251
2 South Broadway
Salem, New Hampshire 03079
NHDES Site 198500045 42

1985 000 42

Prepared For

GETTY PROPERTIES CORP
MASSASOIT AVENUE & DEXTER ROAD
EAST PROVIDENCE, RHODE ISLAND, 02914

January 28, 2000

Prepared By

TYREE ORGANIZATION, LTD.
9 OTIS STREET
WESTBOROUGH, MA 01581

Member
The Tyree Organization

TABLE OF CONTENTS

		Page
1.0	**INTRODUCTION**	1
2.0	**SCOPE OF WORK**	1
3.0	**SUBSURFACE INVESTIGATION**	2
3.1	Boring Advancement	2
3.2	PID Soil Measurements	2
3.3	Soil Sampling and Analysis	3
3.4	Groundwater Gauging and Measurements	3
3.5	Groundwater Sampling and Analysis	4
4.0	**SUMMARY**	4
5.0	**CONCLUSIONS**	5

FIGURES

Figures

1	**Site Location Map**
2	**Site Map**
3	**Groundwater Contour and BTEX/MTBE Concentration Map**

TABLES

Tables

1	**Summary of Soil Sample Analytical Results (11/2/99)**
2	**Monitoring Well Gauging Data**
3	**Summary of Groundwater Analytical Results (11/8/99)**

APPENDICES

Appendix

A	**Boring Logs**
B	**Soil Analytical Report**
C	**Groundwater Analytical Report**

1.0 INTRODUCTION

Tyree Organization, Ltd. (Tyree) was retained by Getty Properties Corp (Getty) to perform a subsurface investigation at the Getty Gasoline Station located at 2 South Broadway (Route 28) in Salem, New Hampshire. The Getty site is located at the corner of Route 28 and Route 97. The purpose of this report is to present the results and findings of the subsurface investigation, which was completed during November 1999. A Site Location Map is presented as Figure 1.

Prior environmental reports on this site included an underground storage tank (UST) closure report prepared by Tyree which included results of soil screening and analysis of soils and groundwater during removal of one 8,000-gallon and one 6,000-gallon steel gasoline underground storage tanks (UST) on December 16, 1998. Discolored black soil was encountered below a depth of 4 feet, primarily on the eastside of the excavation. Based on a visual inspection, the integrity of both USTs appeared to be in good condition with no visible holes. Laboratory analysis of a soil sample collected at a location east of the former dispenser island and a groundwater sample collected from the former gasoline UST excavation, were found to contain concentrations of naphthalene, MTBE and total alkylbenzenes above New Hampshire Department of Environmental Services (NHDES) RCMP NH S-1 and GW-1 respective soil and groundwater standards.

Based on a visual inspection, olfactory and PID measurements, Tyree obtained DES approval to remove up to approximately 30 cubic yards of petroleum hydrocarbon impacted soil from the former gasoline UST excavation. However, upon further exploration, it became obvious that excavation/removal of 30 cubic yards of soil would not allow for the complete removal of the impacted soil at the site, and due to limited space at the property, sufficient room to stockpile soil on the site was not available. Complete details regarding UST excavation and removal are summarized in the UST Closure Report, which was filed with the NHDES on March 5, 1999.

Following submittal to DES of the UST Closure Report, a letter correspondence from DES, dated August 12, 1999, was forwarded to Getty, requesting that a scope of work (SOW) for the performance of a boring program be completed to characterize the extent and volume of impacted soils at the site. Additionally, as part of the investigation, one round of groundwater samples was proposed.

2.0 SCOPE OF WORK

The subsurface investigation was performed under a pre-approved Summary of Work Scope and budget, approved by DES on October 12, 1999, and includes:

- Advancement of up to ten borings and;
- Collection of up to ten soil samples for laboratory analysis;
- One groundwater sampling event; and
- Compilation of field and laboratory data collected during this investigation in a Subsurface Investigation Report.

3.0 SUBSURFACE INVESTIGATION

3.1 Boring Advancement

A subsurface investigation of the site was performed to obtain representative samples of soil and groundwater, and to determine the extent of petroleum hydrocarbon compounds in the subsurface. Ten borings (GP-1 through GP-10) were advanced at the site by American Drilling of Westminster, MA, on November 2, 1999. During the geoprobing advancement process, the soil was characterized and screened for the presence of VOCs using an approved headspace technique. Each boring location was carefully selected to obtain representative soil analytical data from those areas around the former gasoline USTs where concentrations of gasoline related compounds, detected during UST closure activities were highest. All borings were advanced until the groundwater water table was encountered and the vertical extent of impacted soil, based on field PID headspace screening data, was defined or refusal was encountered.

Borings GP-2 through GP-10 were advanced in the vicinity of the former gasoline USTs and former dispenser, which were located on the north central portion of the site. Boring GP-1 was advanced in the vicinity of a former gasoline UST located in the southern portion of the site. GP-2 was advanced at a location between the former gasoline USTs and dispenser. Borings GP-3, GP-6, GP-7, GP-8 and GP-9 were advanced at locations on the northern, western and southern edges of the former gasoline USTs. Borings GP-4, GP-5 and GP-10 were advanced on the eastern downgradient portion of the property near South Broadway.

Each boring was advanced utilizing a truck-mounted geoprobe. In order to characterize the subsurface conditions at the site, split-spoon soil samples were obtained every two feet for the purpose of conducting field headspace screening. Soil samples collected immediately above the groundwater table, were retained for laboratory analysis. Groundwater was encountered at a depth of approximately 4 to 7 feet below grade and borings GP-1, and GP-3 through GP-10 were advanced to 10 feet below grade. Due to refusal at 2 and 3 feet below grade in the vicinity of proposed boring GP-2, a soil sample could not be collected for laboratory analysis from this boring that would provide representative data indicating the quality of subsurface conditions. Boring locations are depicted on Figure 2. The boring logs are presented in Appendix A.

3.2 PID Headspace Screening

Soil headspace samples were screened in the field using a HNU Model PI-101 photoionization detector (PID). The HNU was calibrated at the beginning of the day using isobutylene gas calibrated as a benzene equivalent standard. Soil headspace samples were collected into one-quart capacity ziplock plastic bags and were allowed to equilibrate for approximately 15 minutes. At the end of fifteen minutes, each sample was shaken and squeezed to further desorb any VOCs potentially present in the sample. PID measurements ranged from not detected (ND) at 0 to 2 feet (GP-3, GP-4, GP-5 and GP-6) to 440 ppm at 5.5 to 6.5 feet below grade (GP-6). PID headspace readings for soil samples are presented on the boring logs. The boring logs are included in Appendix A.

3.3 Soil Sampling and Analysis

In addition to field screening the soil samples for VOCs, soil samples were collected from each boring. The soil sample collected from above the groundwater table that exhibited the highest PID reading was retained for laboratory analysis. In the event that all PID readings were detected as ND, then the soil sample collected immediately above the groundwater table was retained and submitted for laboratory analysis. The average depth at which soil samples were collected and retained for laboratory analysis was 4 to 6 feet below grade or immediately above the water table. Soil samples were placed in appropriate glass jars and put on ice. The soil samples were submitted to Environmental Testing Laboratory (ETL), a New Hampshire State certified laboratory. Soil samples from each of the borings were analyzed for VOCs, including methyl tert-butyl ether (MTBE) by EPA Method 8260B and for total petroleum hydrocarbons (TPH) by EPA Method 8015.

The analytical results from the soil samples obtained during boring advancement activities indicated that VOCs, including total alkylbenzenes, were detected at concentrations below New Hampshire's Method 1 S-1 standards in the soil samples from GP-1, GP-3, GP-6, GP-8 and GP-9. These results also indicated that not only were VOCs, and total alkylbenzenes below the New Hampshire Method 1 S-1 standards, but also were also below laboratory detection limits (BDL) in the soil sample collected from GP-6. Compounds that were detected in soil samples above New Hampshire's Method S-1 standards included benzene, toluene and total alkylbenzenes in samples from GP-5 and GP-10. Total alkylbenzenes were also detected above New Hampshire's Method 1 S-1 standard in boring GP-7. Additionally, napthalene was detected above New Hampshire's Method 1 S-1 standard in GP-4 and GP-7.

Methylene chloride, a common laboratory solvent, was detected in the soil samples collected from GP-1 and GP-3 at 181,000 and 20,800 parts per million, (ppm) respectively. Soil analytical results are summarized in Table 1. A copy of the soil analytical report is presented as Appendix B.

3.4 Groundwater Gauging and Measurements

Tyree collected groundwater samples from the monitoring wells at the site on November 8, 1999 and gauged depth to water. During this sampling visit, four monitoring wells, GT-1, GT-2, GT-3 and GT-5, were gauged for depth-to-water and for any measurable non-aqueous phase liquid NAPL. On November 8, 1999, depth to water ranged from 4.08 feet in GT-1 to 6.59 feet in GT-3, a fluctuation of 2.51 feet across the site. NAPL thickness was not detected in any wells gauged at the site during this gauging and sampling event. Depth-to-water measurements and groundwater elevation information are presented in Table 2 - Monitoring Well Gauging Data.

The groundwater elevations measured during the November 1999 gauging and sampling event were used to develop a groundwater contour map for the site. Based on static water measurements obtained from the on-site monitoring wells GT-1, GT-2, GT-3 and GT-5, groundwater flows in an easterly direction across the site towards South Broadway. During the November sampling event, the hydraulic gradient was calculated at 0.003 feet/foot. A

groundwater contour and BTEX/MTBE concentrations map for November 8, 1999 is presented as Figure 3.

3.5 Groundwater Sampling and Analysis

Groundwater sampling activities for the site were performed on November 8, 1999. Prior to sampling, monitoring wells GT-1, GT-2, GT-3, and GT-5 were purged of three well volumes using disposable bailers. Purging was continued until equilibrium between temperature, pH, and conductivity was obtained. Samples were collected into preserved containers, cooled with ice packs and shipped to Environmental Testing Laboratories, Inc. (ETL), of Farmingdale, New York. All groundwater samples were analyzed for VOCs and MTBE by EPA Method 8260B. Groundwater samples were not collected from wells MW-2, MW-3 and MW-4. These three wells were destroyed during UST removal activities in December 1998.

Based on the analytical results of groundwater samples collected on November 8, 1999, the only compounds that were detected in groundwater above the NHDES Method 1 GW-1 standards were benzene and total alkylbenzenes. Benzene and total alkylbenzene were detected in well GT-1 at concentrations of 250 and 52.7 ppb, respectively. Groundwater analytical results for November 8, 1999 are summarized in Table 3. The groundwater analytical report is attached in Appendix C.

4.0 SUMMARY

During the performance of this subsurface investigation, a total of nine borings were successfully advanced to a depth of 10 feet below grade. As requested by the NHDES, borings were installed at the site for the purpose of characterizing the extent and volume of impacted soils at the site. Also, as part of this investigation, a round of groundwater samples was collected to assess the groundwater quality across the site since the removal of the gasoline USTs in December 1998. All field activities performed at the site as part of this subsurface investigation were completed during November 1999.

Based on PID headspace readings obtained from each boring, the vertical extent of petroleum hydrocarbon impacted soil was adequately defined. All borings were advanced to a depth below grade where PID readings were either ND or until two to three consecutive PID readings in descending depth below the water table had been observed. Laboratory analysis of soil samples collected from each boring indicated that adsorbed petroleum hydrocarbon compounds above NHDES Method 1 S-1 standards were present in soil samples collected from borings GP-4, GP-5 GP-7 and GP-10. Borings GP-4, GP-5 and GP-10 are located on the eastern downgradient portion of the site. GP-7 is located on the southern edge of the former gasoline UST excavation. Based on the collected soil data, while it appears that the vertical extent of impacted soil does not extend deeper than 10 feet below grade, it appears that the downgradient, horizontal extent of petroleum hydrocarbon-impacted soil could not be completely defined. Due to limited space at the site and the existence of overhead/underground utility lines, it is not likely that additional borings further downgradient from GP-4, GP-5 and GP-10, can be successfully installed.

Laboratory analysis of groundwater samples from site monitoring wells indicate benzene and total alkylbenzenes as the only two compounds above the NHDES Method 1 GW-1 standards. Benzene and total alkylbenzenes were detected in GT-1 at 250 and 52.7 ppb, respectively. Toluene, ethylbenzene and total xylenes were detected in GT-1 but at concentrations that were below the NHDES Method 1 GW-1 standards. MTBE was detected in GT-1 at 42.6 ppb, also below the NHDES Method 1 GW-1 standard of 70 ppb.

Based on the data collected during this subsurface investigation, it appears that the source of the detected VOCs in soil and groundwater samples is the area of the former gasoline USTs.

5.0 CONCLUSIONS

- Based on the boring/soil analysis program, the extent of petroleum hydrocarbon-impacted soil remaining at the site appears to be along the eastern downgradient portion of the former Getty station site.

- Since benzene and total alkylbenzenes are still being detected above the NHDES Method 1 GW-1 standards in well GT-1, additional monitoring and sampling of this well, including GT-2, GT-3 and GT-5 should be conducted at the site.

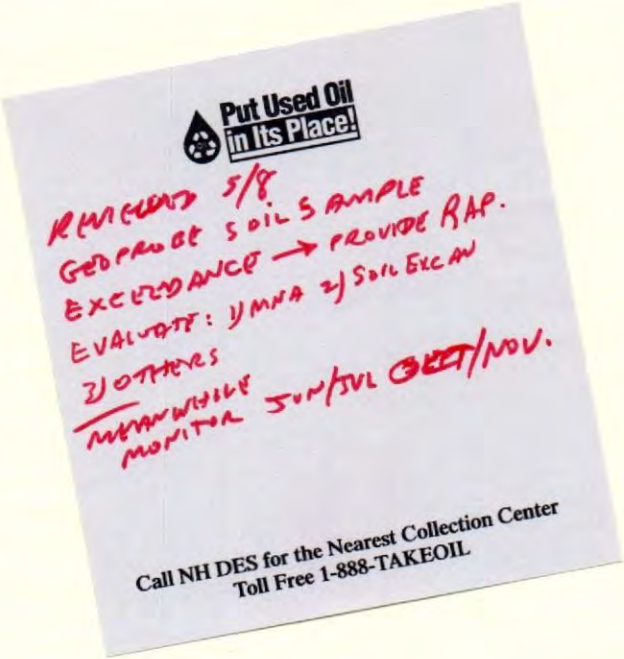

FIGURES

Member
The Tyree Organization

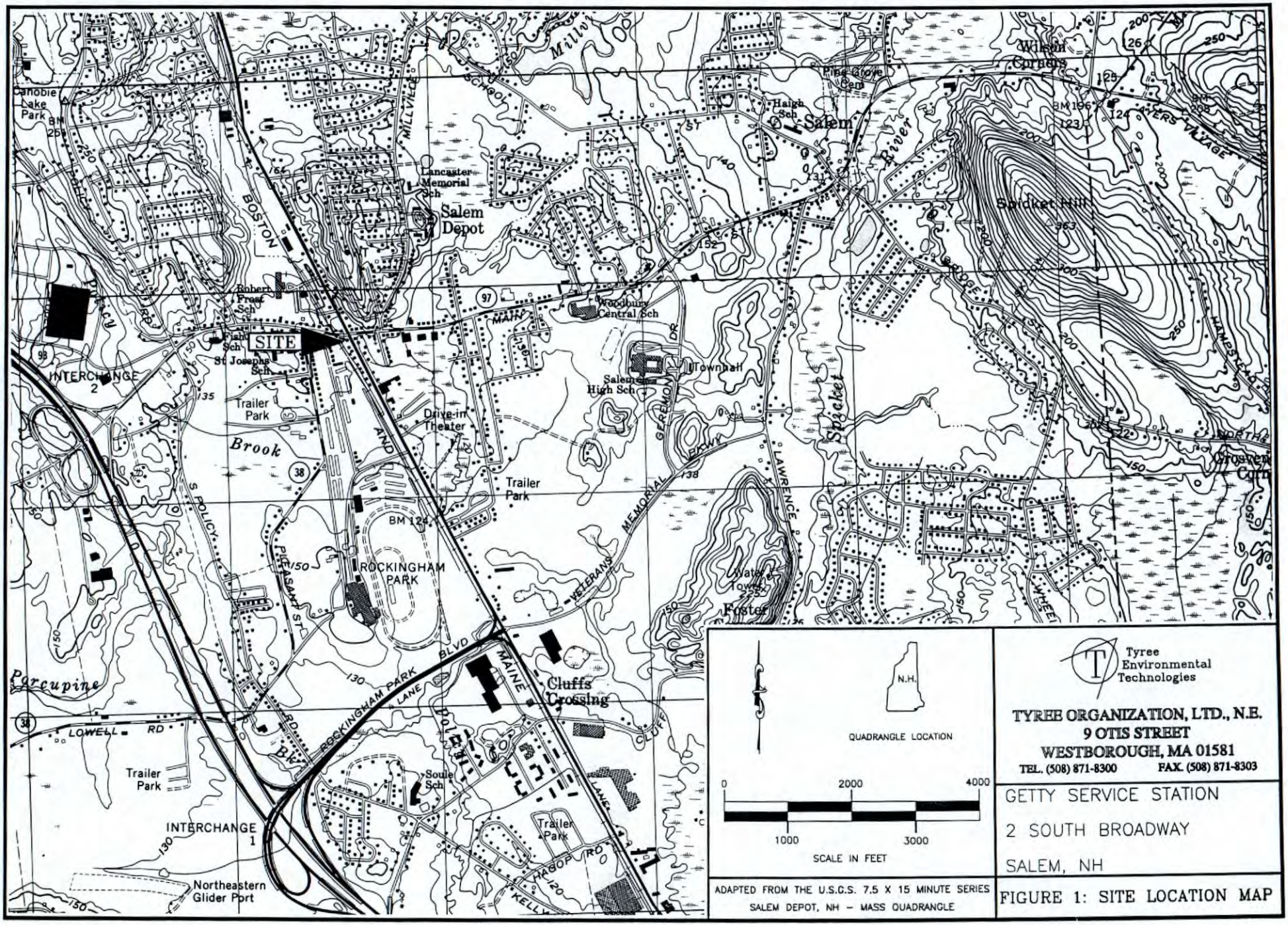

Tyree Environmental Technologies

TYREE ORGANIZATION, LTD., N.E.
9 OTIS STREET
WESTBOROUGH, MA 01581
TEL. (508) 871-8300 FAX. (508) 871-8303

GETTY SERVICE STATION
2 SOUTH BROADWAY
SALEM, NH

FIGURE 1: SITE LOCATION MAP

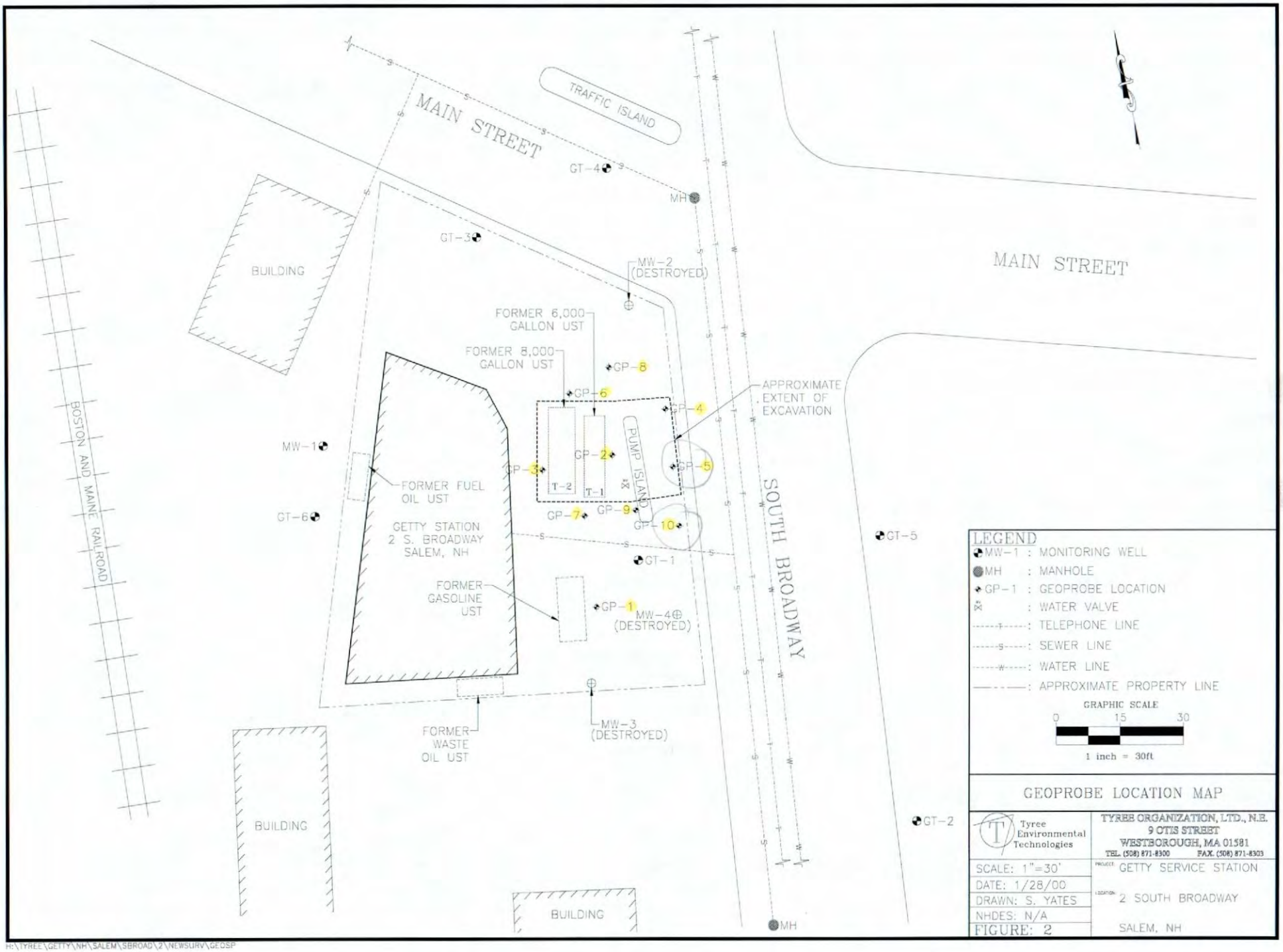

H:\TYREE\GETTY\NH\SALEM\SBROAD\2\NEWSURV\GEOSP

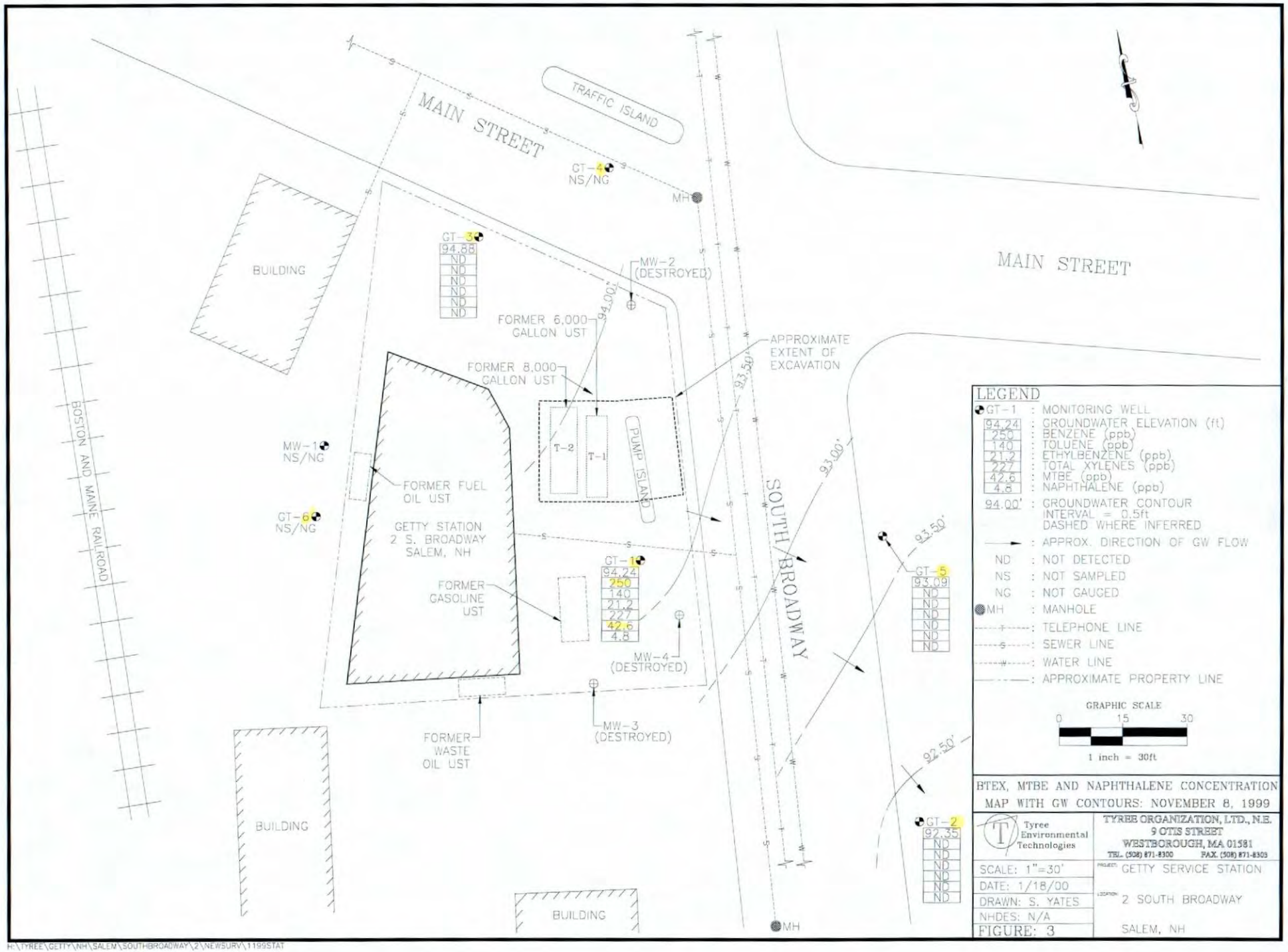

H:\TYREE\GETTY\NH\SALEM\SOUTHBROADWAY\2\NEWSURV\1199STAT

TABLES

Member
The Tyree Organization

TABLE 1
SUMMARY OF SOIL ANALYTICAL RESULTS
GETTY SERVICE STATION No. 55251
2 SOUTH BROADWAY, SALEM, NH

Analyte (ppb)	GP-1	GP-3	GP-4	GP-5	GP-6	GP-7	GP-8	GP-9	GP-10	Method 1 NH S-1
VOCs by EPA Method 8260B										
Benzene	BDL	BDL	BDL	**2,630**	BDL	BDL	BDL	225	**4,010**	300
Toluene	BDL	32.5	739	**167,000**	BDL	611	2	9,590	**155,000**	100,000
Ethylbenzene	BDL	BDL	2,870	68,700	BDL	5,640	BDL	2,760	85,600	140,000
Xylenes	892	1,459	22,140	473,000	BDL	33,850	36.5	16,080	495,000	500,000
BTEX	892	1,492	25,749	711,330	0	40,101	38.50	28,655	739,610	NA
Methyl t-butyl ether	BDL	8	BDL	BDL	BDL	BDL	BDL	BDL	BDL	2,000
Naphthalene	480	7.7	**5,720**	38,100	BDL	**11,300**	BDL	BDL	BDL	5,000
Isopropylbenzene	BDL	BDL	792	8,420	BDL	1,280	BDL	442	9,500	123,000
1,2,4,5-Tetramethylbenzene	419	496	3,260	30,800	BDL	7,700	10.1	2,340	21,400	NA
p-Ethyltoluene	1,150	295	20,100	207,000	BDL	35,400	12.6	9,270	214,000	NA
p-Diethylbenzene	1,190	BDL	BDL	BDL	BDL	BDL	BDL	BDL	BDL	NA
p-Isopropyltoluene	BDL	15	1,440	9,740	BDL	2,310	1.7	660	BDL	NA
1,2,4-Trimethylbenzene	1,840	339	42,400	262,000	BDL	55,800	4.7	12,600	BDL	NA
1,3,5-Trimethylbenzene	526	458	9,240	79,800	BDL	12,100	37.7	3,810	262,000	NA
n-Propylbenzene	195	6.6	3,240	37,600	BDL	4,710	BDL	1,820	41,500	NA
sec-Butylbenzene	BDL	9.6	BDL	4,490	BDL	BDL	BDL	296	4,260	NA
n-Butylbenzene	284	BDL	2,340	14,700	BDL	4,120	BDL	1,290	14,400	NA
Total Alkylbenzenes	2,845	813	57,220	**398,590**	0	**76,730**	42.40	19,816	**322,160**	59,000

Notes:

ppb = parts per billion

BDL = Below Detection Limit

NA: No New Hampshire groundwater standard.

NT = Not Tested, monitoring well was dry

Method 1 NH GW-1 & GW-2: Method 1 New Hampshire groundwater 1 & 2 standards.

BTEX; Benzene, Toluene, Ethylbenzene, Xylenes.

Bold type denotes concentrations levels in exceedance of applicable NHDES Groundwater Standard.

* Methylene Chloride was detected at 7.60 and 9.00 ppb in the Trip Blank and Field Blank samples respectively.

TABLE 2
MONITORING WELL GAUGING DATA
GETTY SERVICE STATION No. 55251
2 SOUTH BROADWAY
SALEM, NH

Well ID	Monitoring Date	TOC Elevation (ft)	Depth to Water (ft)	Depth to Product (ft)	Product Thickness (ft)	Groundwater Elevation (ft)
GT-1	11/8/99	98.32	4.08	ND	0.00	94.24
GT-2	11/8/99	96.56	4.21	ND	0.00	92.35
GT-3	11/8/99	101.47	6.59	ND	0.00	94.88
GT-5	11/8/99	97.65	4.56	ND	0.00	93.09

TABLE 3
SUMMARY OF GROUNDWATER ANALYTICAL RESULTS
GETTY SERVICE STATION No. 55251
2 SOUTH BROADWAY, SALEM, NH

					Method 1	
Analyte (ppb)	**GT-1**	**GT-2**	**GT-3**	**GT-5**	**NH GW-1**	**NH GW-2**
VOCs by EPA Method 8260B						
Benzene	**250**	<0.14	<0.14	<0.14	5	2,000
Toluene	140	<0.16	<0.16	<0.16	1,000	6,000
Ethylbenzene	21.2	<0.21	<0.21	<0.21	700	30,000
Xylenes	227	0.72	0.72	0.72	10,000	6,000
BTEX	638.20	0.72	0.72	0.72	NA	NA
Methyl t-butyl ether	42.6	<1.43	<1.43	<1.43	70	50,000
Naphthalene	4.8	<0.18	<0.18	<0.18	20	6,000
Isopropylbenzene	4.2	<0.21	<0.21	<0.21	280	NA
1,2,4,5-Tetramethylbenzene	BDL	98	1.40	820	NA	NA
1,2,4-Trimethylbenzene	37.3	<0.25	<0.25	<0.25	NA	NA
1,3,5-Trimethylbenzene	10.7	<0.30	<0.30	<0.30	NA	NA
n-Propylbenzene	4.7	<0.28	<0.28	<0.28	NA	NA
sec-Butylbenzene	<0.25	<0.25	<0.25	<0.25	NA	NA
n-Butylbenzene	<0.27	<0.27	<0.27	<0.27	NA	NA
Total Alkylbenzenes	**52.7**	0	0	0	50	NA

Notes:

ppb = parts per billion

BDL = Below Detection Limit

NA: No New Hampshire groundwater standard.

Method 1 NH GW-1 & GW-2: Method 1 New Hampshire groundwater 1 & 2 standards.

BTEX; Benzene, Toluene, Ethylbenzene, Xylenes.

Bold type denotes concentrations levels in exceedance of applicable NHDES Groundwater Standard.

* Methylene Chloride was detected at 16.6 ppb in the Trip Blank sample respectively.

APPENDIX A

BORING LOGS

Tyree Environmental Technologies

GEOPROBE LOG

GEOPROBE NAME: GP-1

CLIENT: Getty Properties Corp
PROJECT: 2 South Broadway
LOCATION: Salem, NH

DATE STARTED/COMPLETED: 11/2/99
LOGGED BY: G. Hans
DRILLER: ADS Inc.
RIG: N/A

Depth Below Grade	Sample ID / PID (ppm)	Blow Counts	Recov. (IN.)	Field Description of Soil
0	S-1/320	NA	NA	0-2' Brown fine sand and gravel.
2	S-2/220	NA	NA	2-4' Brown/grey fine sand and gravel, changing to dark grey/black.
4	S-3/150	NA	NA	*4-6' Grey, fine to medium and coarse sand and gravel, with a brown organic layer from 5-6'. Soil sample sent to laboratory.
6	S-4/310	NA	NA	6-8' Grey, medium to coarse sand and gravel. Wet.
8	S-5/300	NA	NA	8-10' Grey, medium to coarse sand. Wet.
10	S-6/30	NA	NA	10-12' Light brown fine sand. Wet.
12				
14				
16				
18				
20				

BORE HOLE DATA

Drilling Method: Geoprobe
Hole Dia.: 2 1/4"
Depth: 12'

WELL DATA

Riser
Type: NA
Riser Dia.: NA
Riser Length: NA
Interval: NA

Screen
Type: NA
Screen Dia.: NA
Screen Length: NA
Slot: NA
Interval: NA

FILTER PACK

Type: NA
Composition: NA
Volume Used: NA
Interval: NA

GROUT / SEAL

Type: NA
Volume Used: NA
Interval: NA

WELL HEAD COMPLETION

Manhole: ☐ YES ☒ NO
Size: NA
Concrete Pad: ☐ YES ☒ NO
Size: NA

WELL DEVELOPMENT

Performed: ☐ YES ☒ NO
Method: NA
Amt. Purged: NA
Date: NA

ppm = parts per million NA = not applicable
EOB = end of boring TFF = taken from flights
* = sample sent to laboratory

LEGEND

trace=1-10%
little=10-20%
some=20-30%
and=30-50%

very fine sand=0.6-0.13mm
fine sand=0.13-0.25mm
medium sand=0.25-0.50mm
coarse sand=0.5-1mm
very coarse sand=1-2mm

pebble=2-4mm
gravel=4-64mm
cobble=64-256mm
boulder=256mm

Tyree Environmental Technologies

GEOPROBE LOG

GEOPROBE NAME: GP-2

CLIENT: Getty Properties Corp
PROJECT: 2 South Broadway
LOCATION: Salem, NH

DATE STARTED/COMPLETED: 11/2/99
LOGGED BY: G. Hans
DRILLER: ADS Inc.
RIG: N/A

Depth Below Grade	Sample ID / PID (ppm)	Blow Counts	Recov. (IN.)	Field Description of Soil
0	S-1/NA	NA	NA	0-2' Refusal at 2'. Concrete in geoprobe.
	S-1/NA	NA	NA	0-3' Moved 2.5 feet toward building, with refusal again at 3'. Concrete in geoprobe.
2				
4				
6				
8				
10				
12				
14				
16				
18				
20				

BORE HOLE DATA

Drilling Method: Geoprobe
Hole Dia.: 2 1/4"
Depth: 12'

WELL DATA

Riser
Type: NA
Riser Dia.: NA
Riser Length: NA
Interval: NA

Screen
Type: NA
Screen Dia.: NA
Screen Length: NA
Slot: NA
Interval: NA

FILTER PACK

Type: NA
Composition: NA
Volume Used: NA
Interval: NA

GROUT / SEAL

Type: NA
Volume Used: NA
Interval: NA

WELL HEAD COMPLETION

Manhole: [ ] YES [X] NO
Size: NA
Concrete Pad: [ ] YES [X] NO
Size: NA

WELL DEVELOPMENT

Performed: [ ] YES [X] NO
Method: NA
Amt. Purged: NA
Date: NA

ppm = parts per million NA = not applicable
EOB = end of boring TFF = taken from flights
* = sample sent to laboratory

LEGEND

trace=1-10%
little=10-20%
some=20-30%
and=30-50%

very fine sand=0.6-0.13mm
fine sand=0.13-0.25mm
medium sand=0.25-0.50mm
coarse sand=0.5-1mm
very coarse sand=1-2mm

pebble=2-4mm
gravel=4-64mm
cobble=64-256mm
boulder=256mm

Tyree Environmental Technologies

GEOPROBE LOG

GEOPROBE NAME: GP-3

CLIENT: Getty Properties Corp
PROJECT: 2 South Broadway
LOCATION: Salem, NH

DATE STARTED/COMPLETED: 11/2/99
LOGGED BY: G. Hans
DRILLER: ADS Inc.
RIG: N/A

Depth Below Grade	Sample ID / PID (ppm)	Blow Counts	Recov. (IN.)	Field Description of Soil
0	S-1/ND	NA	NA	0-2' Brown fine sand and gravel.
	S-2/ND	NA	NA	1-3' Brown, fine to medium sand and gravel.
2				
4	S-3/220	NA	NA	*4-5' Brown medium sand and gravel. Soil sample sent to laboratory.
				5-6' Brown to grey medium sand, trace silt and gravel. Wet.
6	S-4/320	NA	NA	6-8' Slightly organic layer with visual sheen within the first 6", changing to grey coarse sand. Wet.
8	S-5/230	NA	NA	8-10' Grey coarse sand. Wet.
10	S-6/80	NA	NA	10-12' Light brown fine sand. Wet.
12				
14				
16				
18				
20				

BORE HOLE DATA

Drilling Method: Geoprobe
Hole Dia.: 2 1/4"
Depth: 12'

WELL DATA

Riser
Type: NA
Riser Dia.: NA
Riser Length: NA
Interval: NA

Screen
Type: NA
Screen Dia.: NA
Screen Length: NA
Slot: NA
Interval: NA

FILTER PACK

Type: NA
Composition: NA
Volume Used: NA
Interval: NA

GROUT / SEAL

Type: NA
Volume Used: NA
Interval: NA

WELL HEAD COMPLETION

Manhole: ☐ YES ☒ NO
Size: NA
Concrete Pad: ☐ YES ☒ NO
Size: NA

WELL DEVELOPMENT

Performed: ☐ YES ☒ NO
Method: NA
Amt. Purged: NA
Date: NA

ppm = parts per million NA = not applicable
EOB = end of boring TFF = taken from flights
* = sample sent to laboratory

LEGEND

trace=1-10%
little=10-20%
some=20-30%
and=30-50%

very fine sand=0.6-0.13mm
fine sand=0.13-0.25mm
medium sand=0.25-0.50mm
coarse sand=0.5-1mm
very coarse sand=1-2mm

pebble=2-4mm
gravel=4-64mm
cobble=64-256mm
boulder=256mm

Tyree Environmental Technologies

GEOPROBE LOG

GEOPROBE NAME

GP-4

CLIENT: Getty Properties Corp
PROJECT: 2 South Broadway
LOCATION: Salem, NH

DATE STARTED/COMPLETED: 11/2/99
LOGGED BY: G. Hans
DRILLER: ADS Inc.
RIG: N/A

Depth Below Grade	Sample ID / PID (ppm)	Blow Counts	Recov. (IN.)	Field Description of Soil
0	S-1/ND	NA	NA	0-1' Light brown fine sand and gravel.
2	S-2/85	NA	NA	2-3' Light brown, fine to medium sand and gravel, turning to greyish/black fine sand and gravel.
4	S-3/215	NA	NA	*4-6' Grey to dark grey, fine to medium sand, gravel, trace silt. Soil sample sent to laboratory.
6	S-4/15	NA	NA	6-8' Blackened organic layer with visible roots. Moist.
8	S-5/50	NA	NA	8-10' Black organic layer, change to grey medium sand and gravel. Sheen present on medium sand from 9-10'. Wet.
10	S-6/NA	NA	NA	10-11' Dark grey medium to fine sand. Wet.
	S-7/40	NA	NA	11-12' Grey to light brown fine sand. Wet.
12				
14				
16				
18				
20				

BORE HOLE DATA

Drilling Method: Geoprobe
Hole Dia.: 2 1/4"
Depth: 12'

WELL DATA

Riser
Type: NA
Riser Dia.: NA
Riser Length: NA
Interval: NA

Screen
Type: NA
Screen Dia.: NA
Screen Length: NA
Slot: NA
Interval: NA

FILTER PACK

Type: NA
Composition: NA
Volume Used: NA
Interval: NA

GROUT / SEAL

Type: NA
Volume Used: NA
Interval: NA

WELL HEAD COMPLETION

Manhole: ☐ YES ☒ NO
Size: NA
Concrete Pad: ☐ YES ☒ NO
Size: NA

WELL DEVELOPMENT

Performed: ☐ YES ☒ NO
Method: NA
Amt. Purged: NA
Date: NA

ppm = parts per million NA = not applicable
EOB = end of boring TFF = taken from flights
* = sample sent to laboratory

LEGEND

trace=1-10%
little=10-20%
some=20-30%
and=30-50%

very fine sand=0.6-0.13mm
fine sand=0.13-0.25mm
medium sand=0.25-0.50mm
coarse sand=0.5-1mm
very coarse sand=1-2mm

pebble=2-4mm
gravel=4-64mm
cobble=64-256mm
boulder=256mm

Tyree Environmental Technologies

GEOPROBE LOG

GEOPROBE NAME: GP-5

CLIENT: Getty Properties Corp
PROJECT: 2 South Broadway
LOCATION: Salem, NH

DATE STARTED/COMPLETED: 11/2/99
LOGGED BY: G. Hans
DRILLER: ADS Inc.
RIG: N/A

Depth Below Grade	Sample ID / PID (ppm)	Blow Counts	Recov. (IN.)	Field Description of Soil
0	S-1/ND	NA	NA	0-1' Light brown fine sand and gravel.
	S-2/180	NA	NA	1-3' Light brown fine sand and gravel, then grey/black fine sand and gravel.
2				
4	S-3/200	NA	NA	*4-6' Light brown fine sand and gravel, change to dark grey/black fine to medium sand and gravel. Soil sample sent to laboratory.
6	S-4/175	NA	NA	6-8' First 12" consisting of damp, brown organic layer, then 12" of grey/light grey medium sand and gravel. Moist.
8	S-5/NA	NA	NA	8-10' Grey, medium to coarse sand and gravel. Wet.
10	S-6/NA	NA	NA	10-12' Black coarse sand and gravel. Stained. Wet.
12				
14				
16				
18				
20				

BORE HOLE DATA

Drilling Method: Geoprobe
Hole Dia.: 2 1/4"
Depth: 12'

WELL DATA

Riser
Type: NA
Riser Dia.: NA
Riser Length: NA
Interval: NA

Screen
Type: NA
Screen Dia.: NA
Screen Length: NA
Slot: NA
Interval: NA

FILTER PACK

Type: NA
Composition: NA
Volume Used: NA
Interval: NA

GROUT / SEAL

Type: NA
Volume Used: NA
Interval: NA

WELL HEAD COMPLETION

Manhole: ☐ YES ☒ NO
Size: NA
Concrete Pad: ☐ YES ☒ NO
Size: NA

WELL DEVELOPMENT

Performed: ☐ YES ☒ NO
Method: NA
Amt. Purged: NA
Date: NA

ppm = parts per million NA = not applicable
EOB = end of boring TFF = taken from flights
* = sample sent to laboratory

LEGEND

trace=1-10%
little=10-20%
some=20-30%
and=30-50%

very fine sand=0.6-0.13mm
fine sand=0.13-0.25mm
medium sand=0.25-0.50mm
coarse sand=0.5-1mm
very coarse sand=1-2mm

pebble=2-4mm
gravel=4-64mm
cobble=64-256mm
boulder=256mm

Tyree Environmental Technologies

GEOPROBE LOG

GEOPROBE NAME: GP-6

CLIENT: Getty Properties Corp
PROJECT: 2 South Broadway
LOCATION: Salem, NH

DATE STARTED/COMPLETED: 11/2/99
LOGGED BY: G. Hans
DRILLER: ADS Inc.
RIG: N/A

Depth Below Grade	Sample ID / PID (ppm)	Blow Counts	Recov. (IN.)	Field Description of Soil
0	S-1/ND	NA	NA	0-2' Light brown fine sand and gravel.
2	S-2/ND	NA	NA	2-4' Light brown to grey fine sand and gravel.
4	S-3/5	NA	NA	*4-5.5' Light brown to grey fine sand and gravel. Wet. Soil sample sent to laboratory.
6	S-4/440	NA	NA	5.5-6.5' Grey to black fine sand and gravel. Wet.
8	S-5/18	NA	NA	8-10' Grey to brown, medium to coarse sand and gravel. Wet.
10	S-6/32	NA	NA	10-12' Brown/slight rust to black, medium to coarse sand and gravel. Wet.
12				
14				
16				
18				
20				

BORE HOLE DATA

Drilling Method: Geoprobe
Hole Dia.: 2 1/4"
Depth: 12'

WELL DATA

Riser
Type: NA
Riser Dia.: NA
Riser Length: NA
Interval: NA

Screen
Type: NA
Screen Dia.: NA
Screen Length: NA
Slot: NA
Interval: NA

FILTER PACK

Type: NA
Composition: NA
Volume Used: NA
Interval: NA

GROUT / SEAL

Type: NA
Volume Used: NA
Interval: NA

WELL HEAD COMPLETION

Manhole: ☐ YES ☒ NO
Size: NA
Concrete Pad: ☐ YES ☒ NO
Size: NA

WELL DEVELOPMENT

Performed: ☐ YES ☒ NO
Method: NA
Amt. Purged: NA
Date: NA

ppm = parts per million NA = not applicable
EOB = end of boring TFF = taken from flights
* = sample sent to laboratory

LEGEND

trace=1-10%
little=10-20%
some=20-30%
and=30-50%

very fine sand=0.6-0.13mm
fine sand=0.13-0.25mm
medium sand=0.25-0.50mm
coarse sand=0.5-1mm
very coarse sand=1-2mm

pebble=2-4mm
gravel=4-64mm
cobble=64-256mm
boulder=256mm

Tyree Environmental Technologies

GEOPROBE LOG

GEOPROBE NAME: GP-7

CLIENT: Getty Properties Corp
PROJECT: 2 South Broadway
LOCATION: Salem, NH

DATE STARTED/COMPLETED: 11/2/99
LOGGED BY: G. Hans
DRILLER: ADS Inc.
RIG: N/A

Depth Below Grade	Sample ID / PID (ppm)	Blow Counts	Recov. (IN.)	Field Description of Soil
0	S-1/220	NA	NA	0-1' Brown medium sand, pebbles, red brick pieces.
	S-2/95	NA	NA	1-3' Brown medium to fine sand, pebbles.
2				
4	S-3/110	NA	NA	*4-6' Brown/grey fine sand and pebbles. Soil sample sent to laboratory.
6	S-4/35	NA	NA	6-8' Grey, fine to medium sand and pebbles. Wet. Slight visible sheen at 6'.
8	S-5/240	NA	NA	8-10' Grey coarse sand, pebbles. Wet.
10	S-6/5	NA	NA	10-12' Light brown fine sand and pebbles. Wet.
12				
14				
16				
18				
20				

BORE HOLE DATA

Drilling Method: Geoprobe
Hole Dia.: 2 1/4"
Depth: 12'

WELL DATA

Riser
Type: NA
Riser Dia.: NA
Riser Length: NA
Interval: NA

Screen
Type: NA
Screen Dia.: NA
Screen Length: NA
Slot: NA
Interval: NA

FILTER PACK

Type: NA
Composition: NA
Volume Used: NA
Interval: NA

GROUT / SEAL

Type: NA
Volume Used: NA
Interval: NA

WELL HEAD COMPLETION

Manhole: ☐ YES ☒ NO
Size: NA
Concrete Pad: ☐ YES ☒ NO
Size: NA

WELL DEVELOPMENT

Performed: ☐ YES ☒ NO
Method: NA
Amt. Purged: NA
Date: NA

ppm = parts per million NA = not applicable
EOB = end of boring TFF = taken from flights
* = sample sent to laboratory

LEGEND

trace=1-10%
little=10-20%
some=20-30%
and=30-50%

very fine sand=0.6-0.13mm
fine sand=0.13-0.25mm
medium sand=0.25-0.50mm
coarse sand=0.5-1mm
very coarse sand=1-2mm

pebble=2-4mm
gravel=4-64mm
cobble=64-256mm
boulder=256mm

Tyree Environmental Technologies

GEOPROBE LOG

GEOPROBE NAME: GP-8

CLIENT: Getty Properties Corp
PROJECT: 2 South Broadway
LOCATION: Salem, NH

DATE STARTED/COMPLETED: 11/2/99
LOGGED BY: G. Hans
DRILLER: ADS Inc.
RIG: N/A

Depth Below Grade	Sample ID / PID (ppm)	Blow Counts	Recov. (IN.)	Field Description of Soil
0	S-1/12	NA	NA	0-1.5' Refusal at 1.5'. Concrete in tip of geoprobe. 0-2' Asphalt/gravel mix, followed by light brown fine sand.
2				
4	S-2/15	NA	NA	*4-6' Light brown fine to medium sand. Wet. Soil sample sent to laboratory.
6	S-3/44	NA	NA	6-7' Light brown, medium to coarse sand. Wet.
8	S-4/28	NA	NA	8-10' Brown/slightly grey coarse sand, pebbles. Wet.
10	S-5/25	NA	NA	10-12' Brown, coarse to medium sand.
12				
14				
16				
18				
20				

BORE HOLE DATA

Drilling Method: Geoprobe
Hole Dia.: 2 1/4"
Depth: 12'

WELL DATA

Riser
Type: NA
Riser Dia.: NA
Riser Length: NA
Interval: NA

Screen
Type: NA
Screen Dia.: NA
Screen Length: NA
Slot: NA
Interval: NA

FILTER PACK

Type: NA
Composition: NA
Volume Used: NA
Interval: NA

GROUT / SEAL

Type: NA
Volume Used: NA
Interval: NA

WELL HEAD COMPLETION

Manhole: [ ] YES [X] NO
Size: NA
Concrete Pad: [ ] YES [X] NO
Size: NA

WELL DEVELOPMENT

Performed: [ ] YES [X] NO
Method: NA
Amt. Purged: NA
Date: NA

ppm = parts per million NA = not applicable
EOB = end of boring TFF = taken from flights
* = sample sent to laboratory

LEGEND

trace=1-10%
little=10-20%
some=20-30%
and=30-50%

very fine sand=0.6-0.13mm
fine sand=0.13-0.25mm
medium sand=0.25-0.50mm
coarse sand=0.5-1mm
very coarse sand=1-2mm

pebble=2-4mm
gravel=4-64mm
cobble=64-256mm
boulder=256mm

Tyree Environmental Technologies

GEOPROBE LOG

GEOPROBE NAME

GP-9

CLIENT: Getty Properties Corp
PROJECT: 2 South Broadway
LOCATION: Salem, NH

DATE STARTED/COMPLETED: 11/2/99
LOGGED BY: G. Hans
DRILLER: ADS Inc.
RIG: N/A

Depth Below Grade	Sample ID / PID (ppm)	Blow Counts	Recov. (IN.)	Field Description of Soil
0	S-1/110	NA	NA	0-2' Light brown fine sand and gravel, with 2" layer of black, medium to coarse sand. Strong odor at 1'.
2	S-2/200	NA	NA	2-3' Light brown to black, fine sand and gravel.
4	S-3/180	NA	NA	4-5.5' Light brown/grey fine sand and gravel.
				5.5-6.5' Brown organic layer. Slight sheen.
6	S-4/200	NA	NA	*6.5-8' Greyish/brown compacted sand. Wet. Soil sample sent to laboratory.
8	S-5/250	NA	NA	8-10' Grey/black coarse sand. Slight sheen. Wet.
10	S-6/30	NA	NA	10-11' 2" layer of orange/rust fine sand, then light brown fine sand and gravel. Wet.
12				
14				
16				
18				
20				

BORE HOLE DATA

Drilling Method: Geoprobe
Hole Dia.: 2 1/4"
Depth: 11'

WELL DATA

Riser
Type: NA
Riser Dia.: NA
Riser Length: NA
Interval: NA

Screen
Type: NA
Screen Dia.: NA
Screen Length: NA
Slot: NA
Interval: NA

FILTER PACK

Type: NA
Composition: NA
Volume Used: NA
Interval: NA

GROUT / SEAL

Type: NA
Volume Used: NA
Interval: NA

WELL HEAD COMPLETION

Manhole: ☐ YES ☒ NO
Size: NA
Concrete Pad: ☐ YES ☒ NO
Size: NA

WELL DEVELOPMENT

Performed: ☐ YES ☒ NO
Method: NA
Amt. Purged: NA
Date: NA

ppm = parts per million NA = not applicable
EOB = end of boring TFF = taken from flights
* = sample sent to laboratory

LEGEND

trace=1-10%
little=10-20%
some=20-30%
and=30-50%

very fine sand=0.6-0.13mm
fine sand=0.13-0.25mm
medium sand=0.25-0.50mm
coarse sand=0.5-1mm
very coarse sand=1-2mm

pebble=2-4mm
gravel=4-64mm
cobble=64-256mm
boulder=256mm

Tyree Environmental Technologies

GEOPROBE LOG

GEOPROBE NAME: GP-10

CLIENT: Getty Properties Corp
PROJECT: 176 Worcester Road
LOCATION: Southbridge, MA

DATE STARTED/COMPLETED: 11/2/99
LOGGED BY: G. Hans
DRILLER: ADS Inc.
RIG: N/A

Depth Below Grade	Sample ID / PID (ppm)	Blow Counts	Recov. (IN.)	Field Description of Soil
0	S-1/260	NA	NA	0-1' Grey fine sand and gravel.
	S-2/200	NA	NA	1-3' Grey/black/brown fine sand and gravel.
2				
4	S-3/150	NA	NA	*4-6' Grey/black/brown fine sand, trace silt, gravel. Soil sample sent to laboratory.
6	S-4/200	NA	NA	6-8' First 6" consisting of brown organic layer, then grey fine sand and gravel. Wet. Slight sheen.
8	S-5/110	NA	NA	8-10' Grey coarse sand. Wet.
10	S-6/24	NA	NA	10-12' 12" of grey coarse sand, then 12" of light brown fine sand. Wet.
12				
14				
16				
18				
20				

BORE HOLE DATA

Drilling Method: Geoprobe
Hole Dia.: 2 1/4"
Depth: 12'

WELL DATA

Riser
Type: NA
Riser Dia.: NA
Riser Length: NA
Interval: NA

Screen
Type: NA
Screen Dia.: NA
Screen Length: NA
Slot: NA
Interval: NA

FILTER PACK

Type: NA
Composition: NA
Volume Used: NA
Interval: NA

GROUT / SEAL

Type: NA
Volume Used: NA
Interval: NA

WELL HEAD COMPLETION

Manhole: [ ] YES [X] NO
Size: NA
Concrete Pad: [ ] YES [X] NO
Size: NA

WELL DEVELOPMENT

Performed: [ ] YES [X] NO
Method: NA
Amt. Purged: NA
Date: NA

ppm = parts per million NA = not applicable
EOB = end of boring TFF = taken from flights
* = sample sent to laboratory

LEGEND

trace=1-10%
little=10-20%
some=20-30%
and=30-50%

very fine sand=0.6-0.13mm
fine sand=0.13-0.25mm
medium sand=0.25-0.50mm
coarse sand=0.5-1mm
very coarse sand=1-2mm

pebble=2-4mm
gravel=4-64mm
cobble=64-256mm
boulder=256mm

APPENDIX B

SOIL ANALYTICAL REPORT

Member

The Tyree Organization

APPENDIX C

GROUNDWATER ANALYTICAL REPORT

Member
The Tyree Organization